

[54] **GOBLET OR SIMILAR ARTICLE**
[75] **Inventor: James F. Pomroy, St. Paul, Minn.**
[73] **Assignee: Plastics, Inc., St. Paul, Minn.**
[**] **Term: 14 Years**
[21] **Appl. No.: 85,011**
[22] **Filed: Aug. 13, 1987**

Related U.S. Application Data

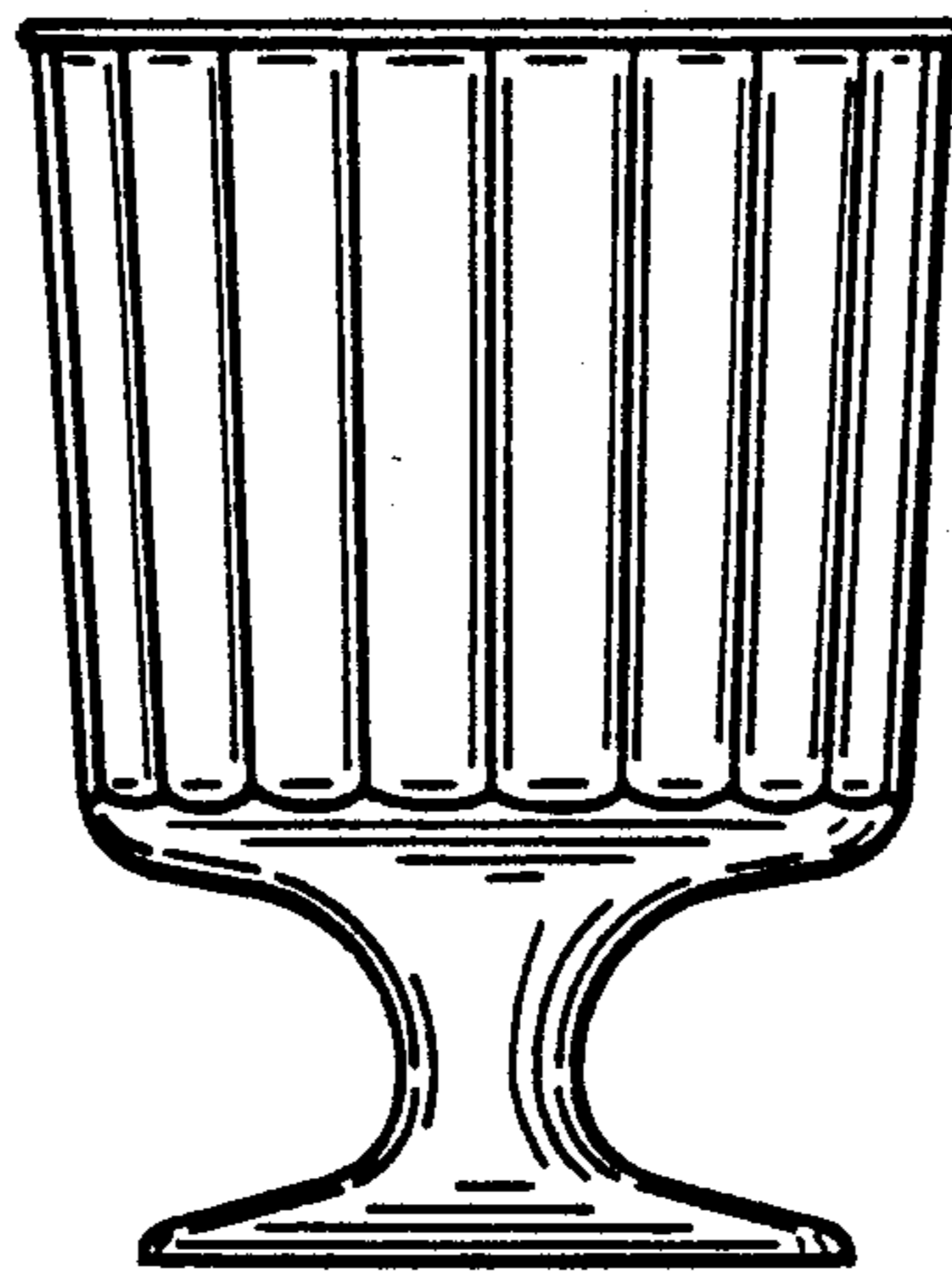
[60] Division of Ser. No. 662,993, Oct. 19, 1984, which is a continuation-in-part of Ser. No. 568,494, Jan. 5, 1984.
[52] **U.S. Cl. D7/11; D7/13; D7/14; D7/22**
[58] **Field of Search D7/11-13, D7/6, 14, 15, 22; D9/388, 352, 351, 349, 396, 398, 410, 429, 428, 430; D11/143, 146, 152, 156**


[56] **References Cited**
U.S. PATENT DOCUMENTS
D. 39,773 1/1909 Marvin D9/388 X
D. 46,733 12/1914 Heisey D7/13
D. 121,602 7/1940 Spence D7/14 X
D. 211,811 7/1968 Seibel D7/13
D. 260,088 8/1981 Murphy D11/143 X
D. 3,089,605 5/1963 Buonauro D7/13 X

Primary Examiner—Winifred E. Herrmann
Attorney, Agent, or Firm—Flehr, Hohbach, Test, Albritton & Herbert


[57] **CLAIM**
The ornamental design for a goblet or similar article, as shown and described.

DESCRIPTION
FIG. 1 is an isometric view of a goblet or similar article showing my new design;
FIG. 2 is a top plan view thereof;
FIG. 3 is a bottom plan view thereof; and
FIG. 4 is a side elevational view thereof.

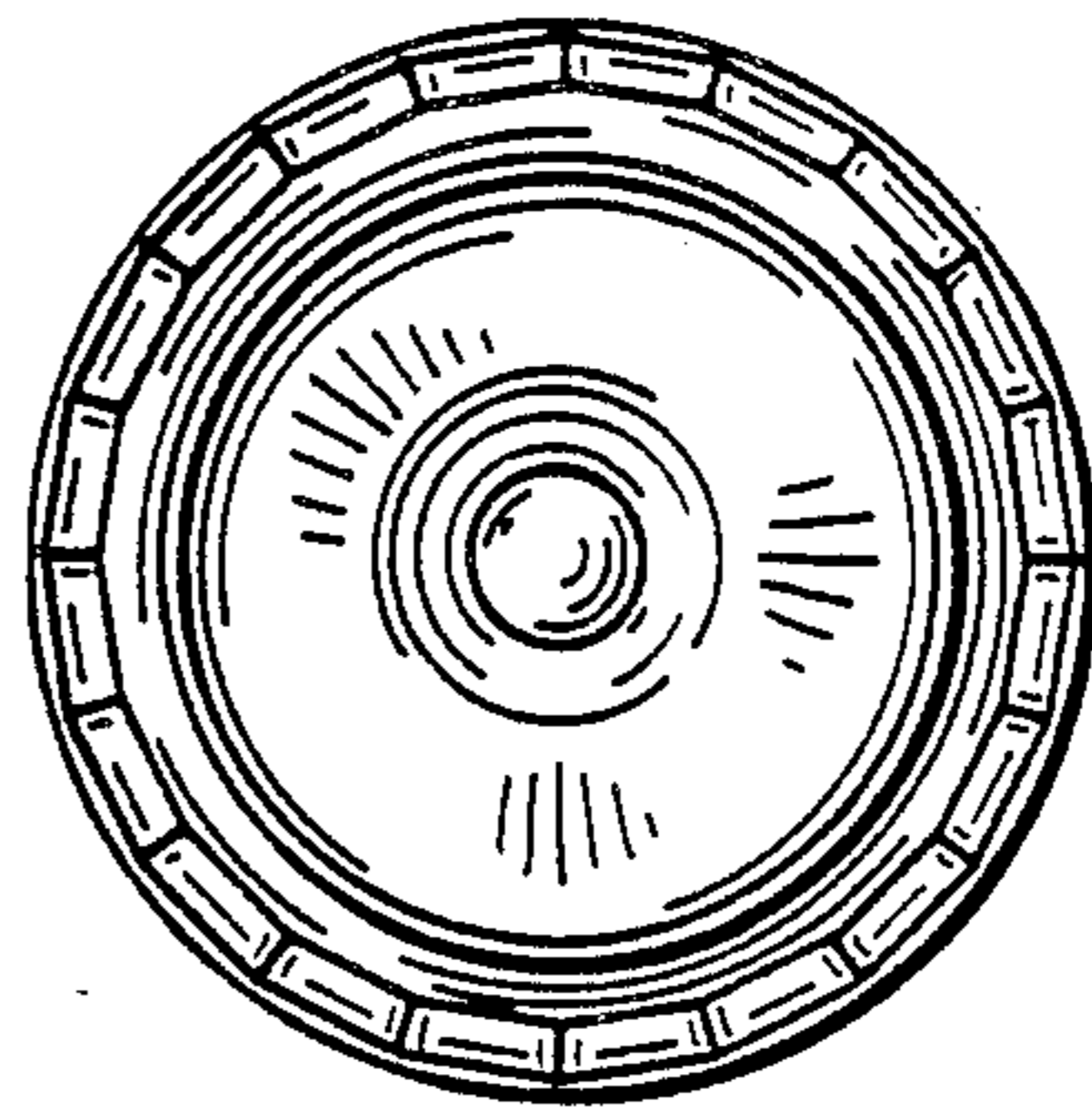




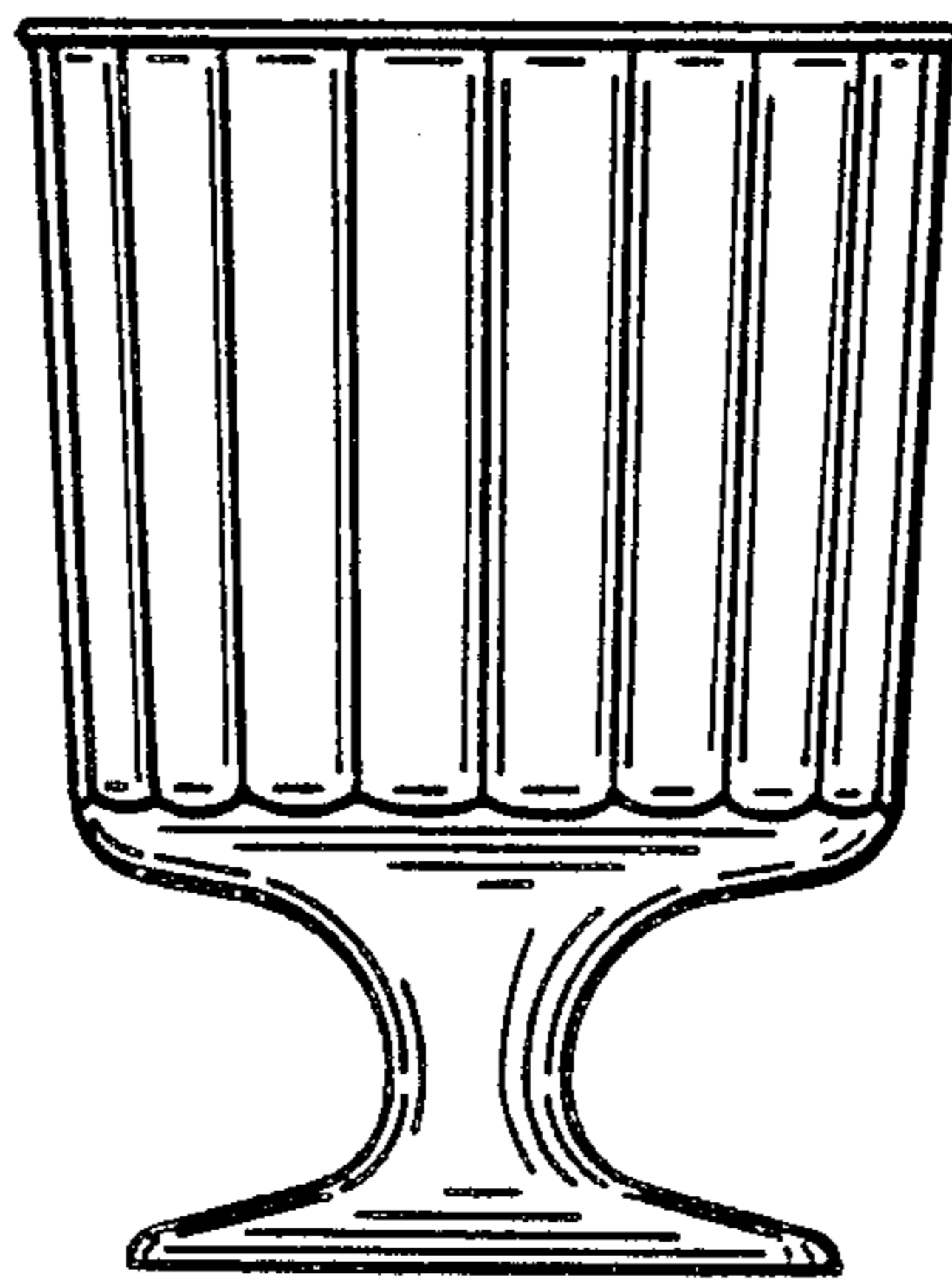
FIG_1



FIG_2



FIG_3



FIG_4