

[54] LIGHT BAR FOR THE REAR OF A TRUCK

[76] Inventor: Robert L. Jones, P.O. Box 209,
Courtright, Ontario, Canada, N0N
1H0

[**] Term: 14 Years

[21] Appl. No.: 742,896

[22] Filed: Jun. 10, 1985

[30] Foreign Application Priority Data

Dec. 12, 1984 [CA] Canada 12-12-8-84-9

[52] U.S. Cl. D26/35

[58] Field of Search D26/28-36;
D10/114; 362/61, 80-83; 340/81, 84, 87, 92, 93,
94, 104, 106, 107, 108, 110, 112

[56] References Cited

U.S. PATENT DOCUMENTS

D. 234,532 3/1975 Reicherts D26/35

D. 243,273	2/1977	Braucht	D26/35
D. 267,818	2/1983	Lynn et al.	D26/35
1,860,416	5/1932	Hazel	362/80 X
2,853,595	9/1958	Baldwin	362/80 X
3,405,898	10/1968	Ringle	362/61 X
3,474,411	10/1969	Collins	362/80 X

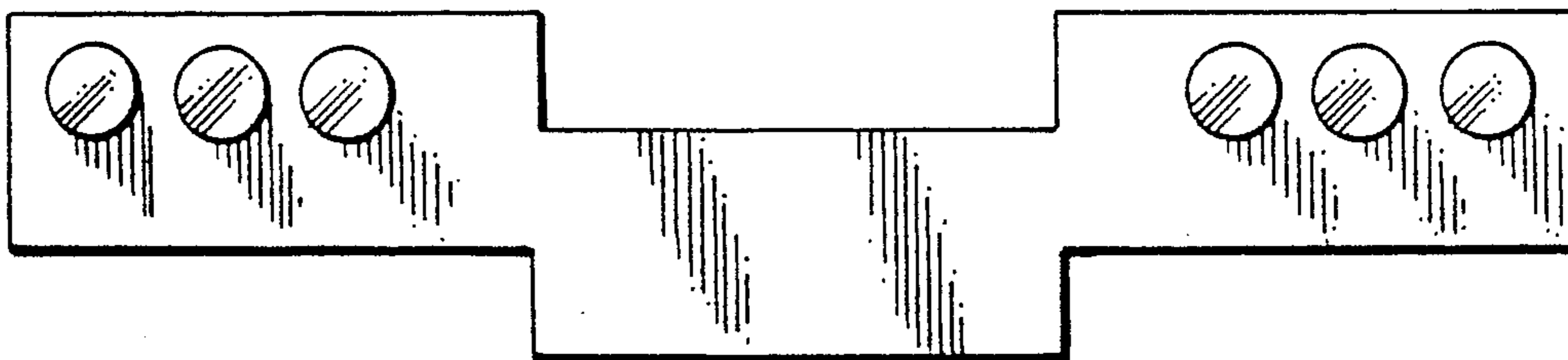
Primary Examiner—Susan J. Lucas
Attorney, Agent, or Firm—Mitches & Co.

[57] CLAIM

The ornamental design for a light bar for the rear of a truck, as shown and described.

DESCRIPTION

FIG. 1 is a front elevational view of a light bar for the rear of a truck showing my new design;
FIG. 2 is a rear elevational view thereof;
FIG. 3 is a top plan view thereof;
FIG. 4 is a side elevational view thereof;
FIG. 5 is a front elevational view of a second embodiment of my new design, the second embodiment differing from the first only in the number of lights.



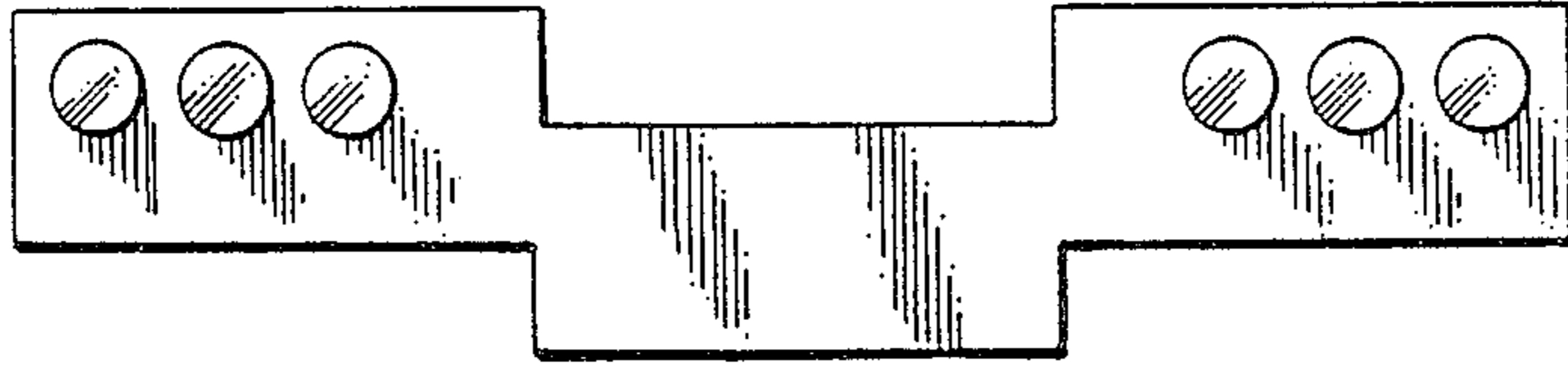


FIG. 1



FIG. 2

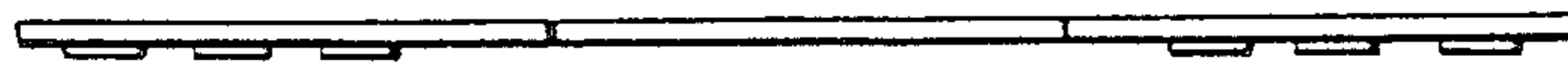


FIG. 3



FIG. 4

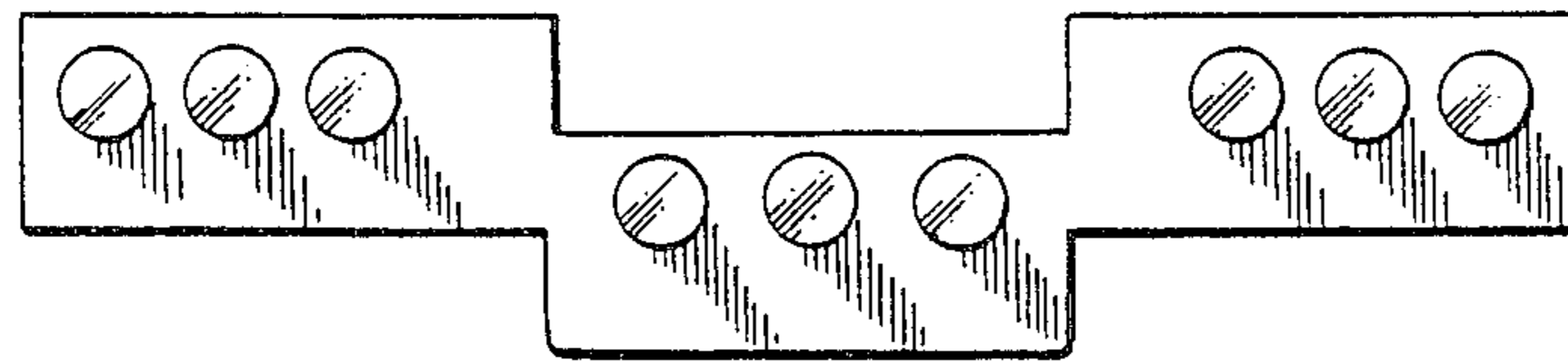


FIG. 5