

[54] FILTER FOR HOUSEHOLD AQUARIUM

[75] Inventor: Kazutoshi Tominaga, Higashi
Osakashi, Japan

[73] Assignee: Kabushiki Kaisha Tominago Jyushi
Kogyosho, Higashi Osakashi, Japan

[**] Term: 14 Years

[21] Appl. No.: 862,568

[22] Filed: May 12, 1986

[30] Foreign Application Priority Data

Mar. 19, 1986 [JP] Japan 61-10081

[52] U.S. Cl. D23/210

[58] Field of Search D23/3, 4; D30/12;
119/5; 210/169

[56] References Cited

U.S. PATENT DOCUMENTS

D. 179,692	2/1957	Malis	D23/4
D. 183,884	11/1958	Halpert	D23/4
D. 216,259	12/1969	Sesholtz	D23/4
D. 236,203	8/1975	Cohen	D23/4
D. 268,607	4/1983	Malik	D23/4

Primary Examiner—Susan J. Lucas

Assistant Examiner—Brian N. Vinson
Attorney, Agent, or Firm—Collard, Roe & Galgano

[57] CLAIM

The ornamental design for a filter for a household aquarium, substantially as shown and described.

DESCRIPTION

FIG. 1 is a perspective view of a filter for a household aquarium embodying my new design;
 FIG. 2 is a front elevational view thereof;
 FIG. 3 is a rear elevational view thereof;
 FIG. 4 is a top plan view thereof;
 FIG. 5 is a left side elevational view thereof, the right side being a mirror image;
 FIG. 6 is a vertical cross-sectional view thereof, taken along line 6—6 of FIG. 4;
 FIG. 7 is a vertical cross-sectional view taken along line 7—7 of FIG. 4;
 FIG. 8 is a vertical cross-sectional view thereof, taken along line 8—8 of FIG. 4;
 FIG. 9 is a bottom plan view thereof; and,
 FIG. 10 is a reduced perspective view thereof, the broken-line showing of the aquarium tank and the attachments being for illustrative purposes only and forming no part of the claimed design.

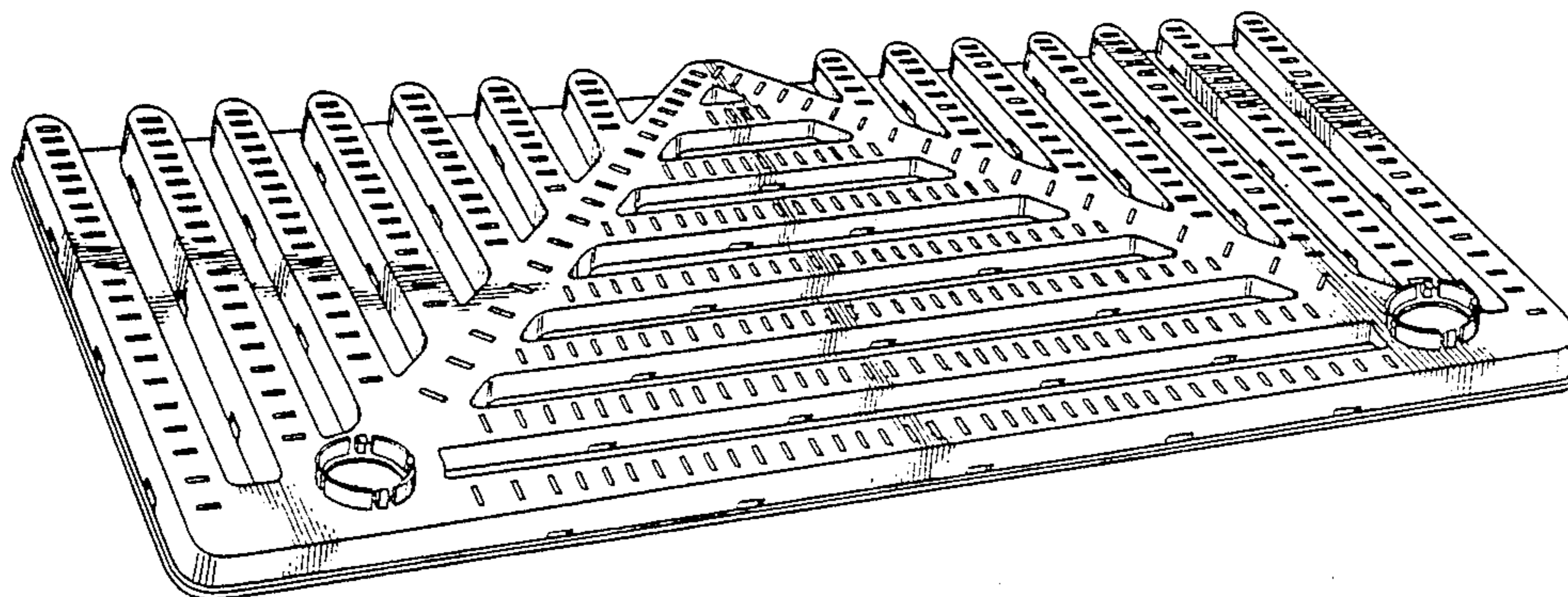


FIG. 1

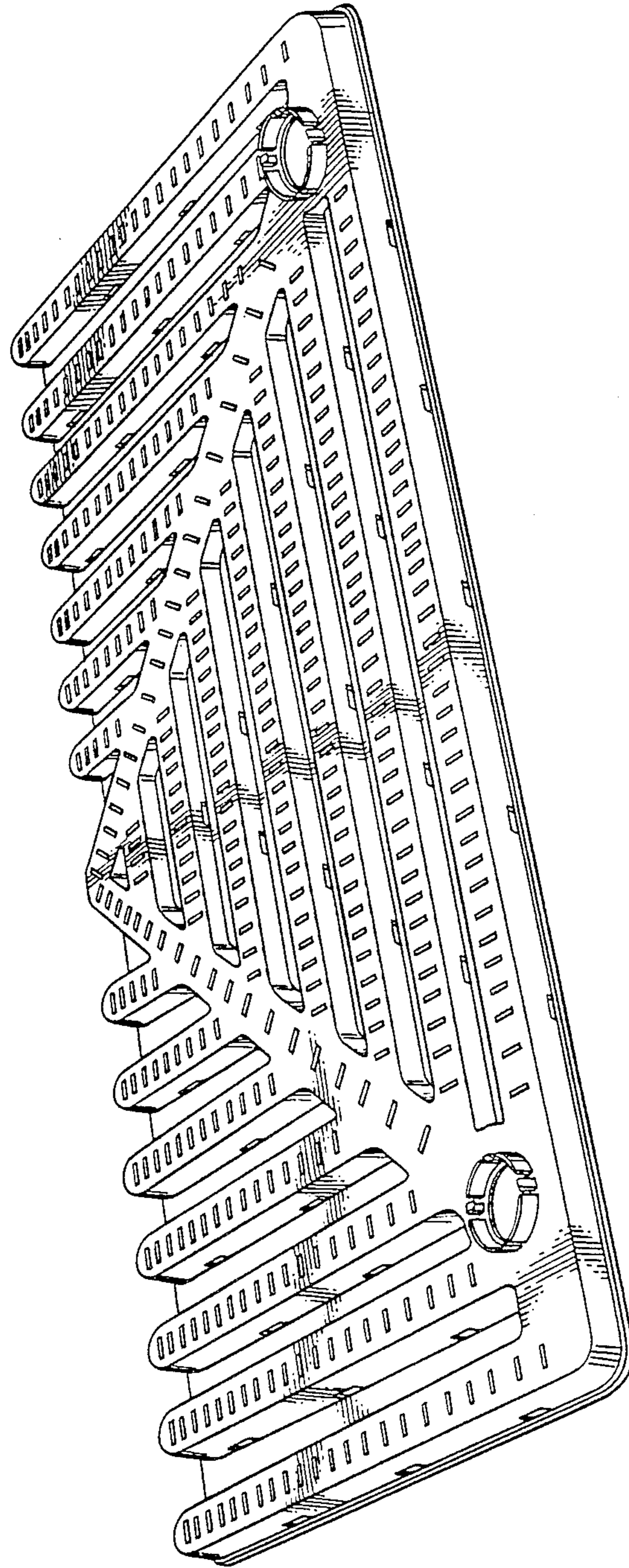


FIG. 2

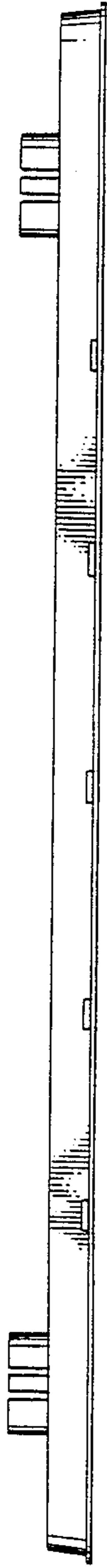


FIG. 3

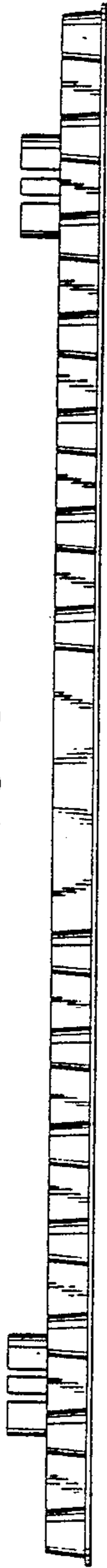


FIG. 4

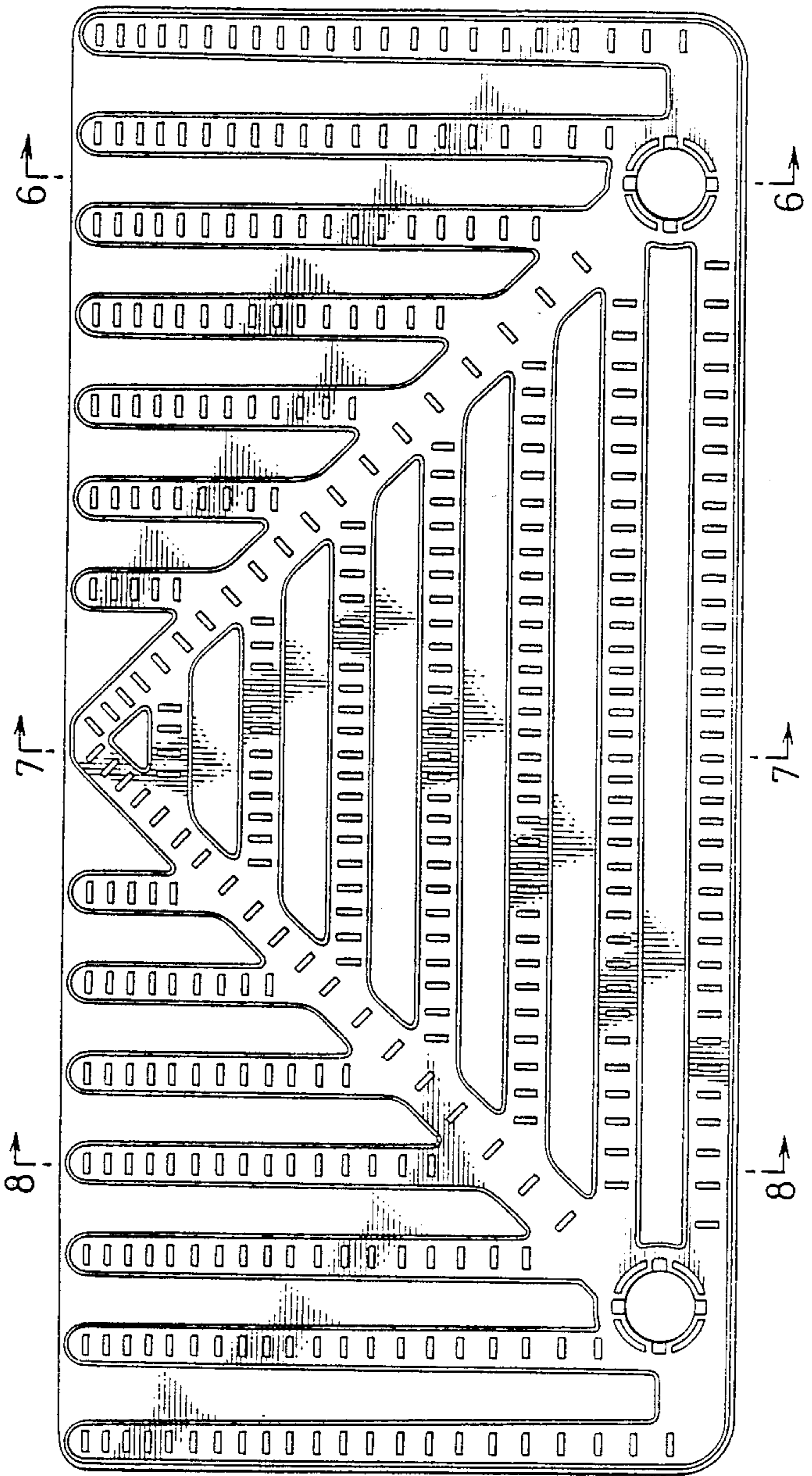


FIG. 5

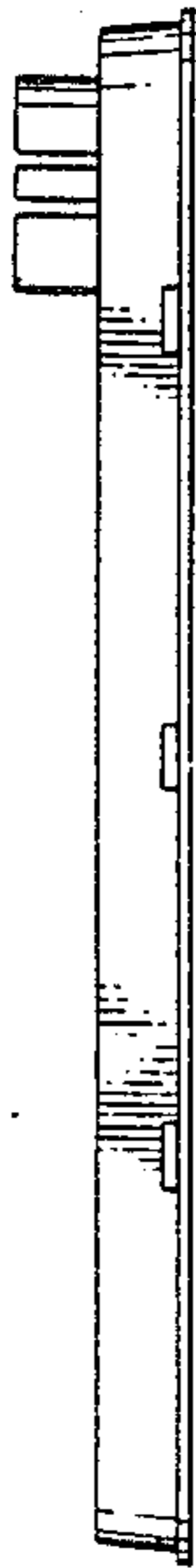


FIG. 6



FIG. 7

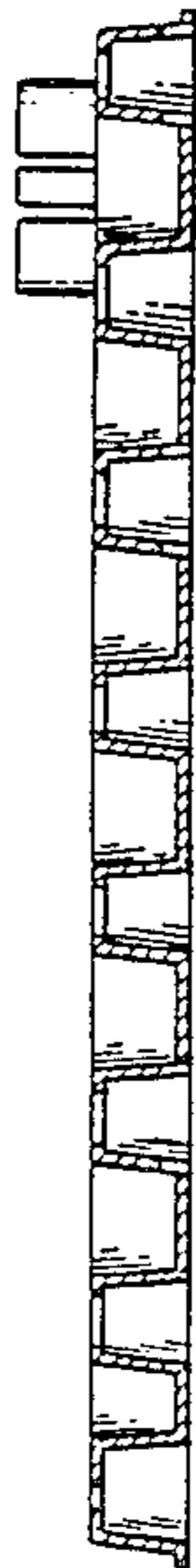


FIG. 8



FIG. 9

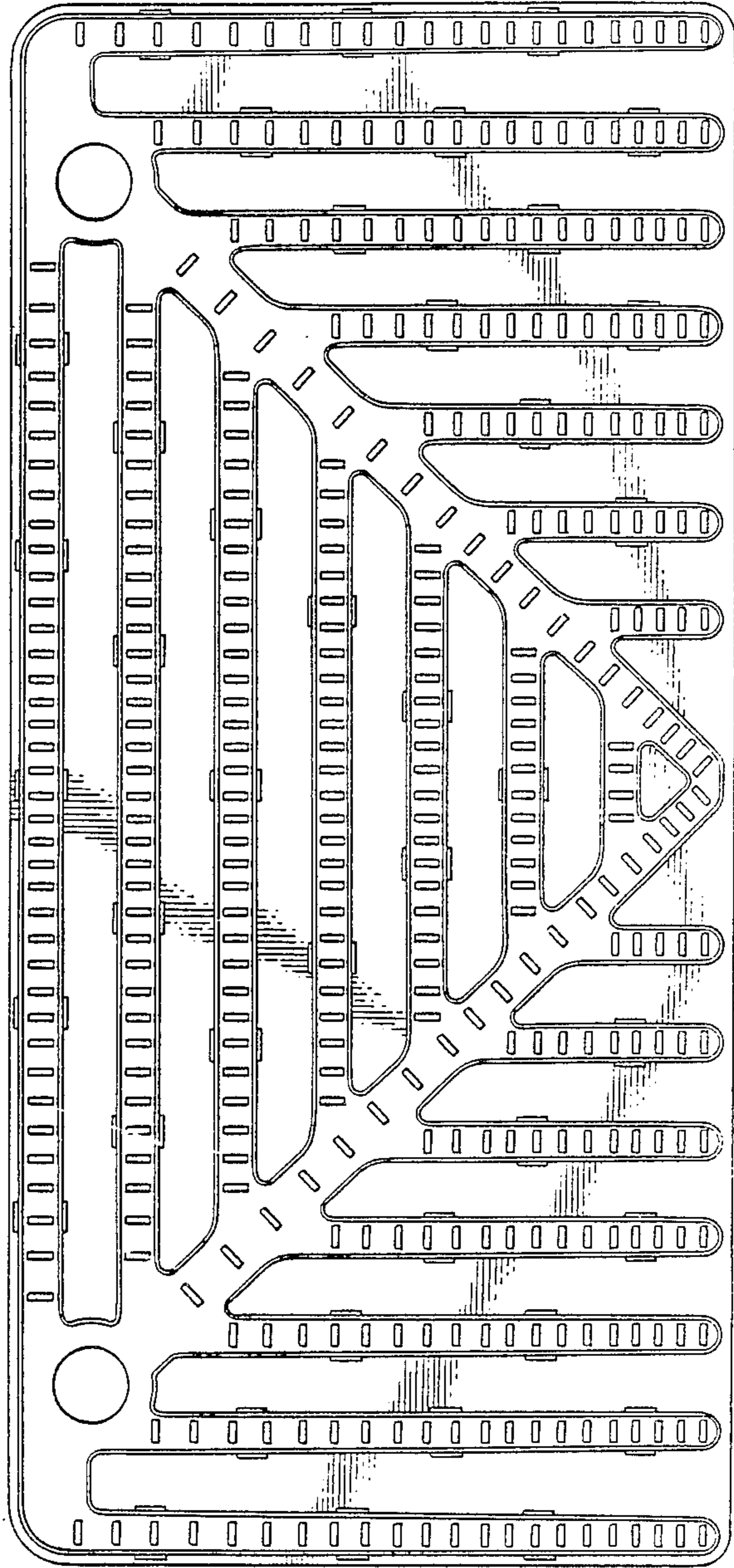


FIG. 10

