

[54] FILTER FOR A HOUSEHOLD AQUARIUM

[75] Inventor: Kazutoshi Tominaga, Higashi  
Osakashi, Japan

[73] Assignee: Kabushiki Kaisha Tominago Jyushi  
Kogyosho, Higashi Osakashi, Japan

[\*\*] Term: 14 Years

[21] Appl. No.: 862,570

[22] Filed: May 12, 1986

[30] Foreign Application Priority Data

Mar. 19, 1986 [JP] Japan ..... 61-10080

[52] U.S. Cl. .... D23/210

[58] Field of Search ..... D23/3, 4; D30/12;  
119/5; 210/169

[56] References Cited

U.S. PATENT DOCUMENTS

D. 179,692	2/1957	Malis	.....	D23/4
D. 183,884	11/1958	Halpert	.....	D23/4
D. 216,259	12/1969	Sesholtz	.....	D23/4
D. 236,203	8/1975	Cohen	.....	D23/4
D. 268,607	4/1983	Malik	.....	D23/4

Primary Examiner—Susan J. Lucas

Assistant Examiner—Brian N. Vinson  
Attorney, Agent, or Firm—Collard, Roe & Galgano

[57] CLAIM

The ornamental design for a filter for a household aquarium, as shown and described.

DESCRIPTION

FIG. 1 is a perspective view of a filter for a household aquarium embodying my new design;  
 FIG. 2 is a front elevational view thereof;  
 FIG. 3 is a rear elevational view thereof;  
 FIG. 4 is a top plan view thereof;  
 FIG. 5 is a left side elevational view thereof;  
 FIG. 6 is a right side elevational view thereof;  
 FIG. 7 is a bottom plan view thereof;  
 FIG. 8 is a vertical cross-sectional view thereof, taken along line 8—8 of FIG. 4;  
 FIG. 9 is a vertical cross-sectional view thereof, taken along line 9—9 of FIG. 4;  
 FIG. 10 is a vertical cross-sectional thereof, taken along line 10—10 of FIG. 4; and,  
 FIG. 11 is a reduced perspective view thereof, the broken-line showing of the aquarium tank and attachments being for illustrative purposes only and forming no part of the claimed design.

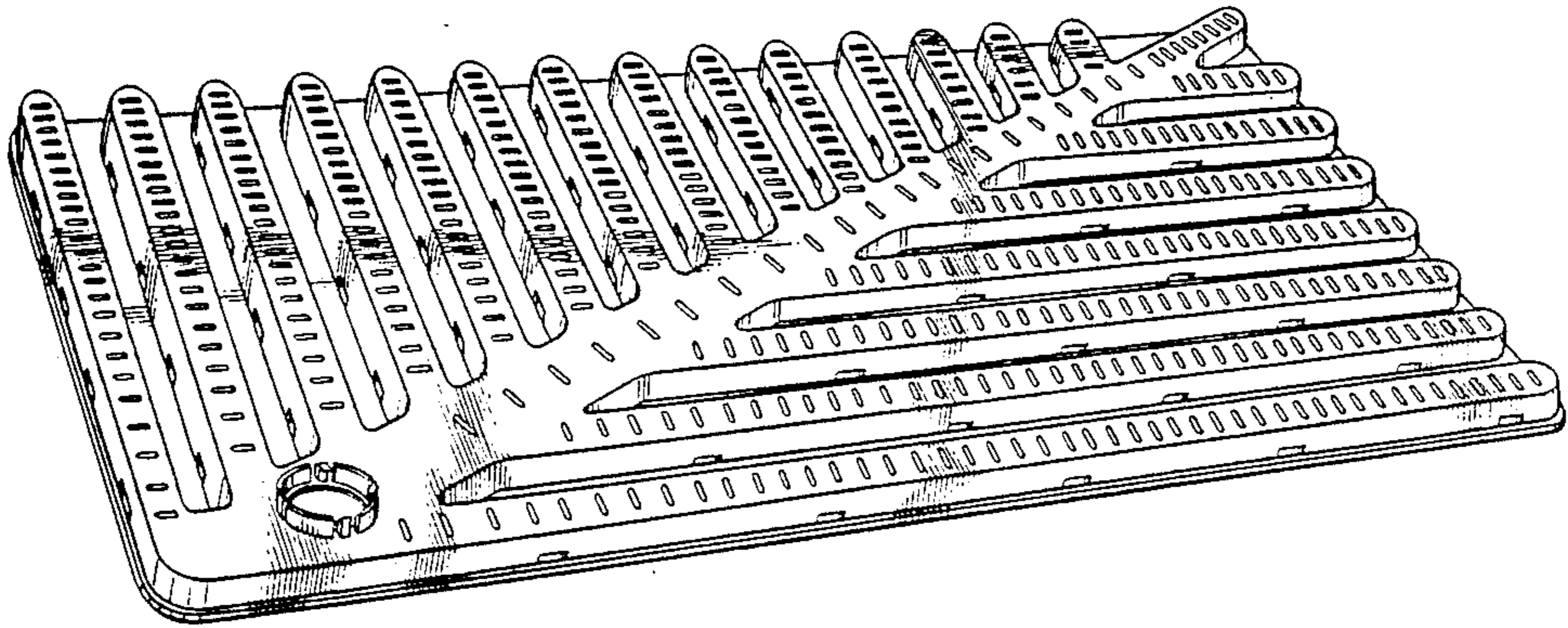


FIG. 1

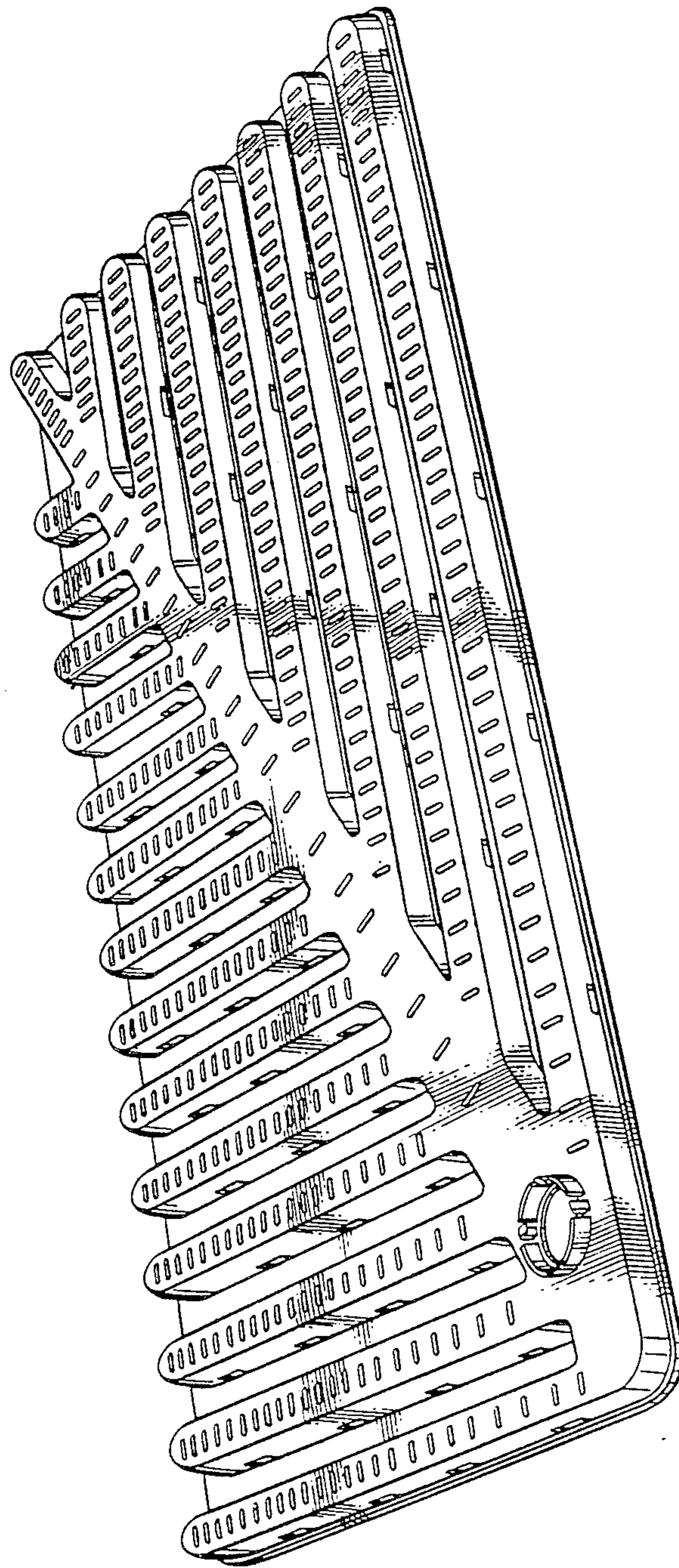


FIG. 2



FIG. 3

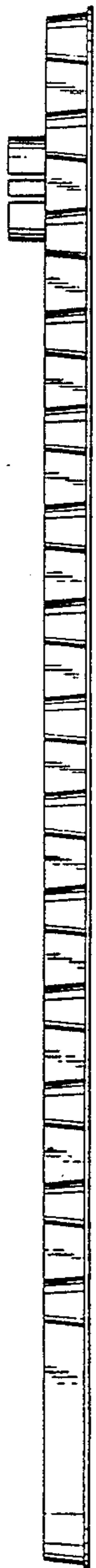


FIG. 4

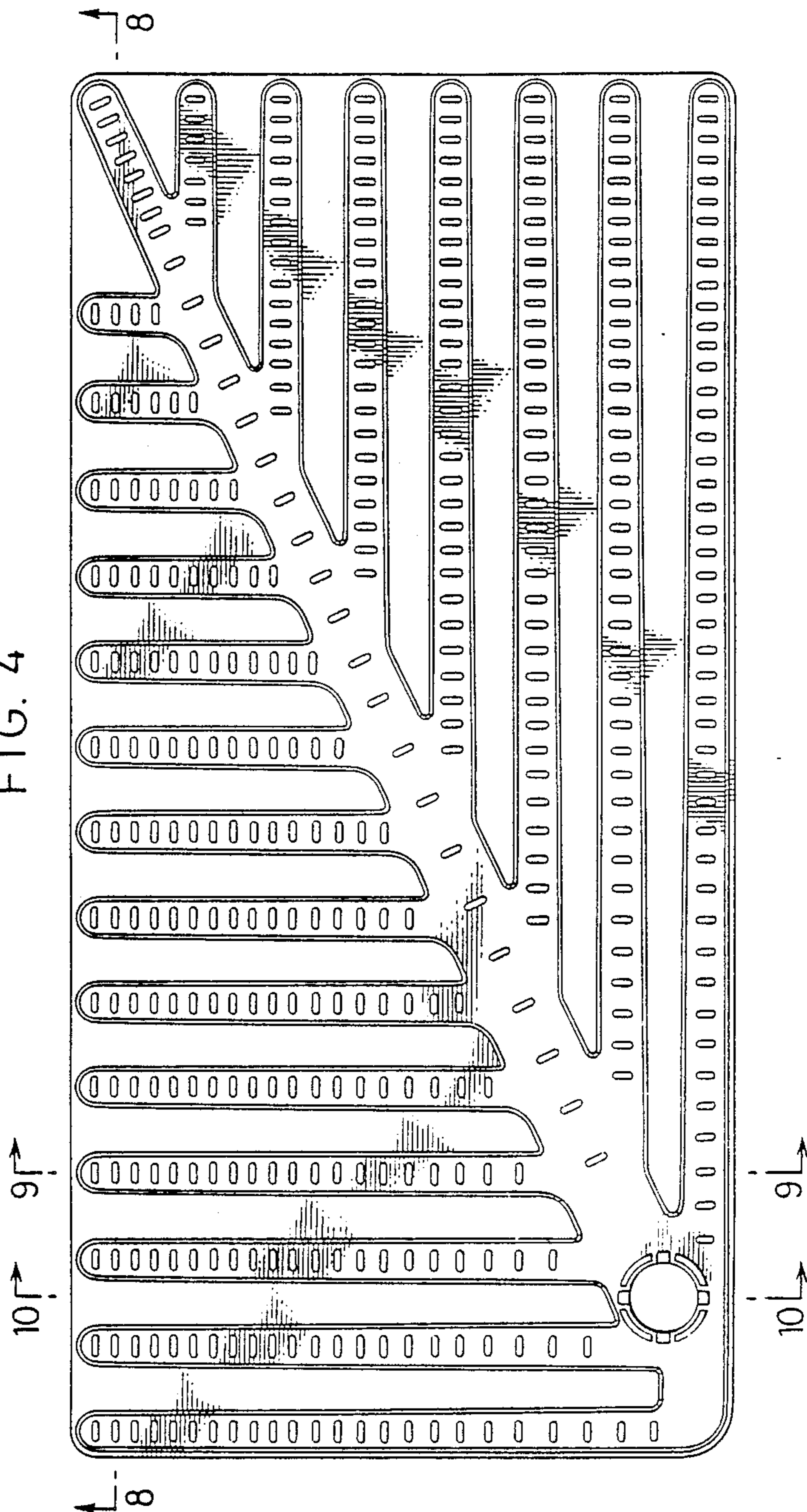


FIG. 5



FIG. 6

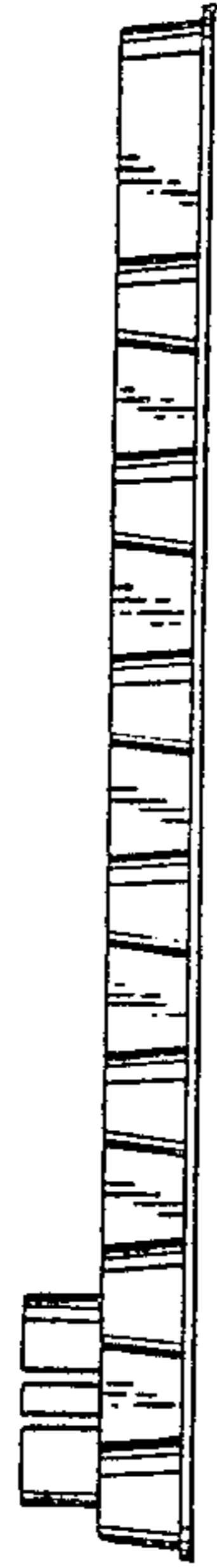


FIG. 7

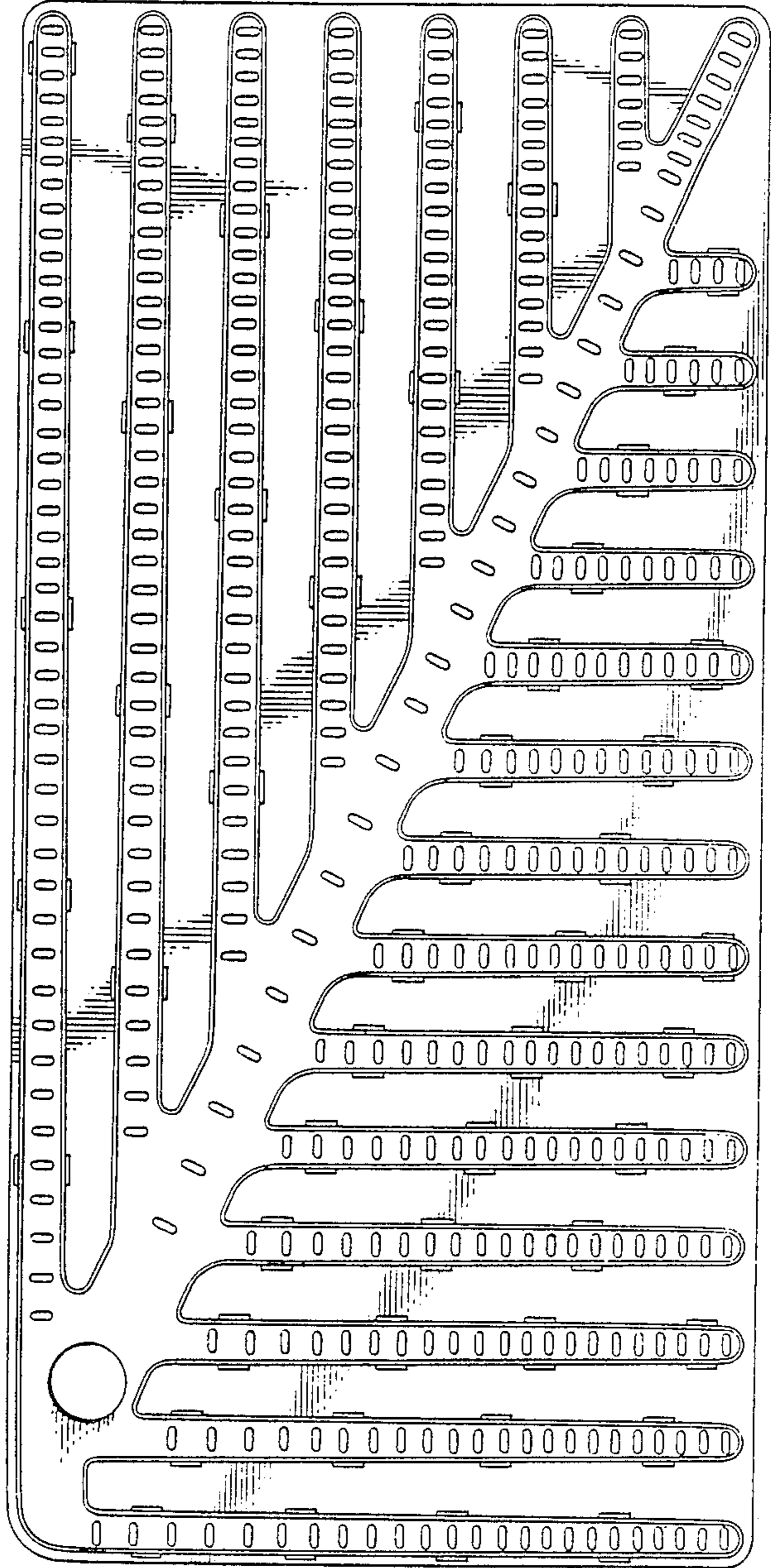


FIG. 8

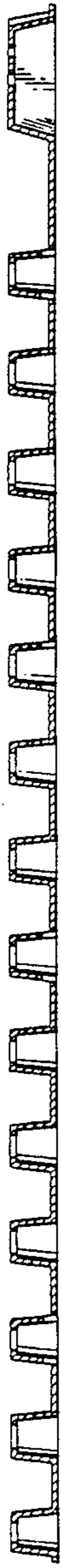


FIG. 9



FIG. 10

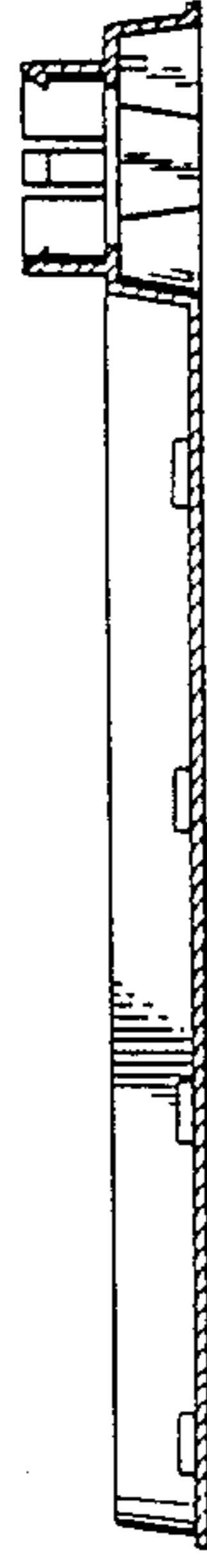


FIG. 11

