

[54] TELEPHONE HANDSET

[75] Inventors: Michael Drew, London; Peter Ford, Middlesex, both of England

[73] Assignee: British Telecommunications plc, London, England

[\*\*] Term: 14 Years

[21] Appl. No.: 731,227

[22] Filed: May 7, 1985

[30] Foreign Application Priority Data

Nov. 8, 1984 [GB] United Kingdom ..... 1 023 163
[52] U.S. Cl. .... D14/63; D14/64
[58] Field of Search ..... D14/53, 52, 63, 58, D14/64; 179/179, 100 R, 100 D, 100 C, 101, 103

[56] References Cited

U.S. PATENT DOCUMENTS

- D. 198,213 5/1964 Blumenau ..... D14/53
D. 211,645 7/1968 Perkins ..... D14/53
D. 229,837 1/1974 Genaro et al. .... D14/63
D. 237,720 11/1975 Kusaka et al. .... D14/53
D. 251,843 5/1979 Knoll et al. .... D14/58
D. 251,844 5/1979 Krämer ..... D14/53 X
D. 258,656 3/1981 Vaughan ..... D14/64

- D. 259,419 6/1981 Carter ..... D14/53
D. 262,023 11/1981 Thomas ..... D14/53
D. 280,987 10/1985 Todeschini ..... D14/63 X
4,491,695 1/1985 Haskins ..... 179/100 D

FOREIGN PATENT DOCUMENTS

- 1169986 6/1984 Canada ..... 379/433
957232 1/1957 Fed. Rep. of Germany ..... 379/433
3046247 7/1982 Fed. Rep. of Germany ..... D14/53
UX
207354A 10/1981 United Kingdom ..... 379/433

Primary Examiner—James M. Gandy
Assistant Examiner—Horace B. Fay, Jr.
Attorney, Agent, or Firm—Nixon & Vanderhye

[57] CLAIM

The ornamental design for a telephone handset, as shown and described.

DESCRIPTION

FIG. 1 is a bottom plan, view of a telephone handset showing my new design;
FIG. 2 is an elevational view of one side, the view of the side opposite being a mirror image thereof;
FIG. 3 is a top plan view thereof;
FIG. 4 is a rear elevational view taken in the direction of the arrow 4 in FIG. 2; and
FIG. 5 is a front elevational view taken in the direction of the arrow 5 in FIG. 2.

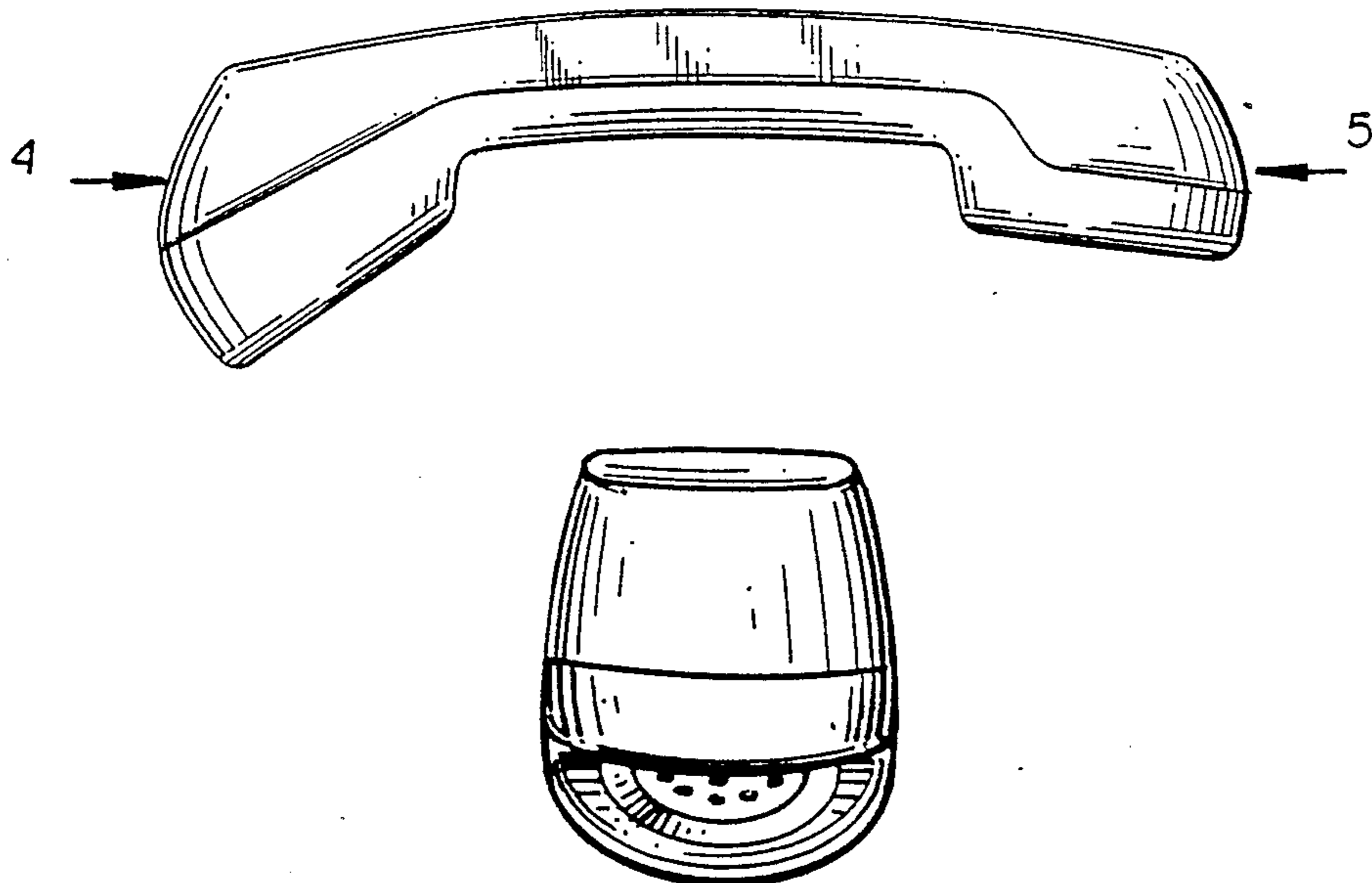


FIG. 1

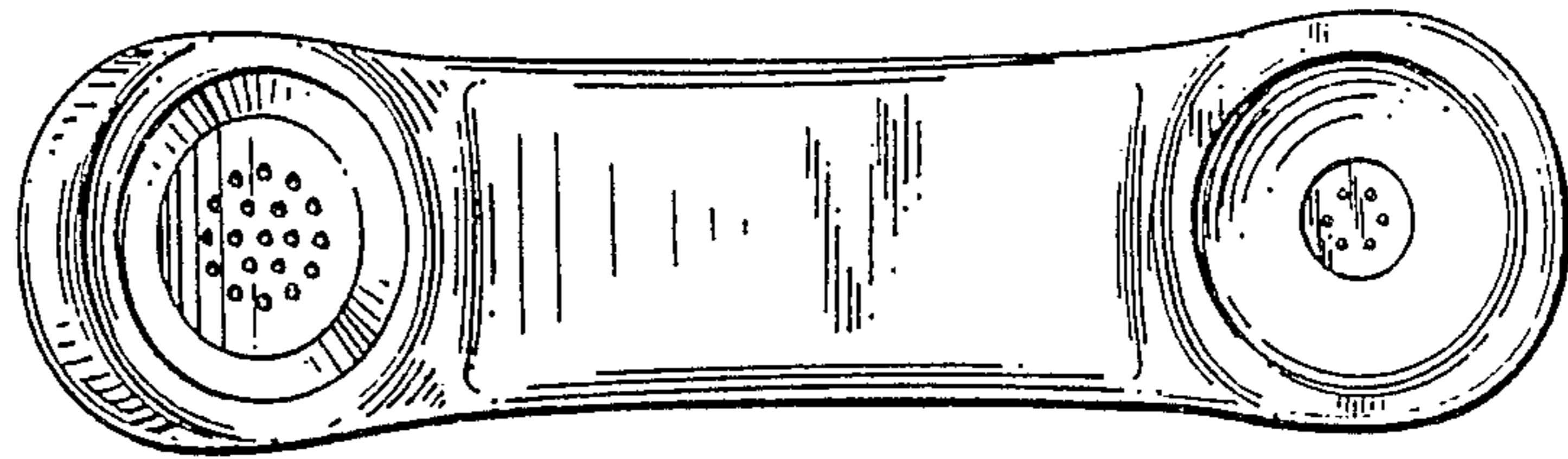


FIG. 2

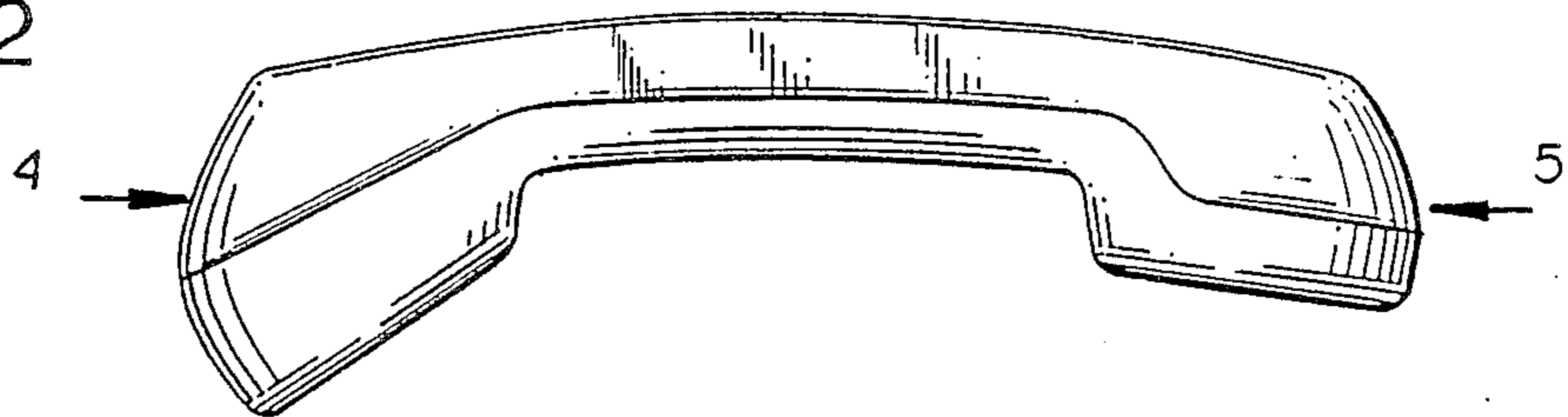


FIG. 3




FIG. 4

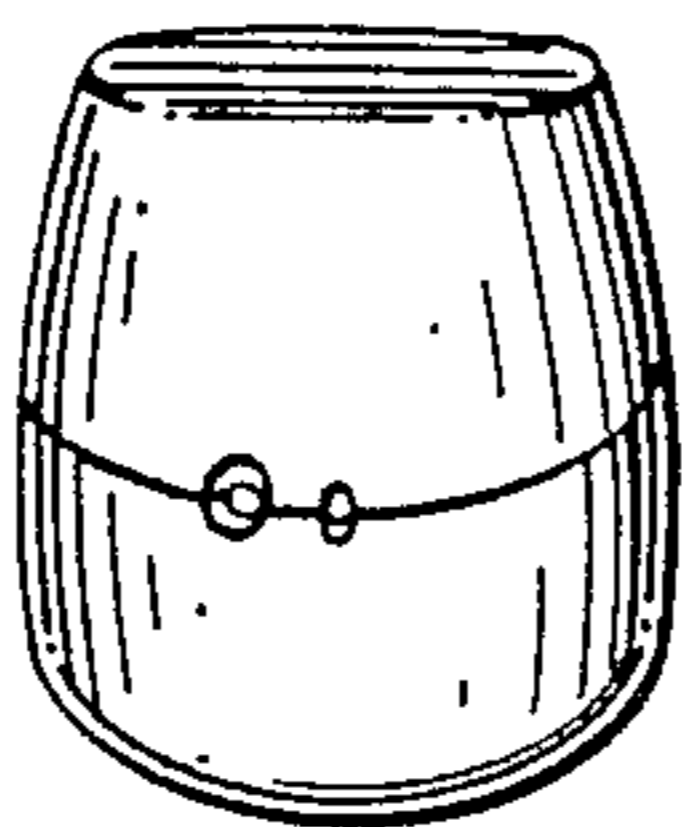


FIG. 5

