

[54] **WRISTWATCH**  
[76] **Inventor: Makoto Kumagai, Tokyo, Japan**  
[73] **Assignee: Seiko Instruments Inc., Tokyo, Japan**  
[\*\*] **Term: 14 Years**  
[21] **Appl. No.: 777,710**  
[22] **Filed: Sep. 19, 1985**

[30] **Foreign Application Priority Data**  
Mar. 20, 1985 [JP] Japan ..... 60-11030  
[52] **U.S. CL. .... D10/39; D10/30**  
[58] **Field of Search ..... D10/30-39,  
D10/122-128; 368/276-285, 223, 232, 236, 238**

[56] **References Cited**  
**U.S. PATENT DOCUMENTS**  
D. 165,599 1/1952 Newhouse ..... D10/38  
D. 261,734 11/1981 Onodera ..... D10/39  
D. 278,518 4/1985 Kervan ..... D10/32

**OTHER PUBLICATIONS**  
*European Jeweler-4/82-p. 172, watch at bottom.*

*Jeweler's Circular-Keystone-9/84-p. 90-watch at bottom-left.*  
*Swiss Watch & Jewelry Journal-2/82 p. 278-watch at center.*

*Primary Examiner-Nelson C. Holtje*  
*Attorney, Agent, or Firm-Bruce L. Adams; Van C. Wilks*

[57] **CLAIM**  
The ornamental design for a wristwatch, substantially as shown and described.

**DESCRIPTION**  
FIG. 1 is a front elevational view of a wristwatch showing my new design;  
FIG. 2 is a rear elevational view thereof;  
FIG. 3 is a top plan view thereof;  
FIG. 4 is a bottom plan view thereof;  
FIG. 5 is a right side elevational view thereof;  
FIG. 6 is a left side elevational view thereof; and  
FIG. 7 is a front and bottom right perspective view thereof.




FIG. 6



FIG. 1




FIG. 4



FIG. 3




FIG. 2

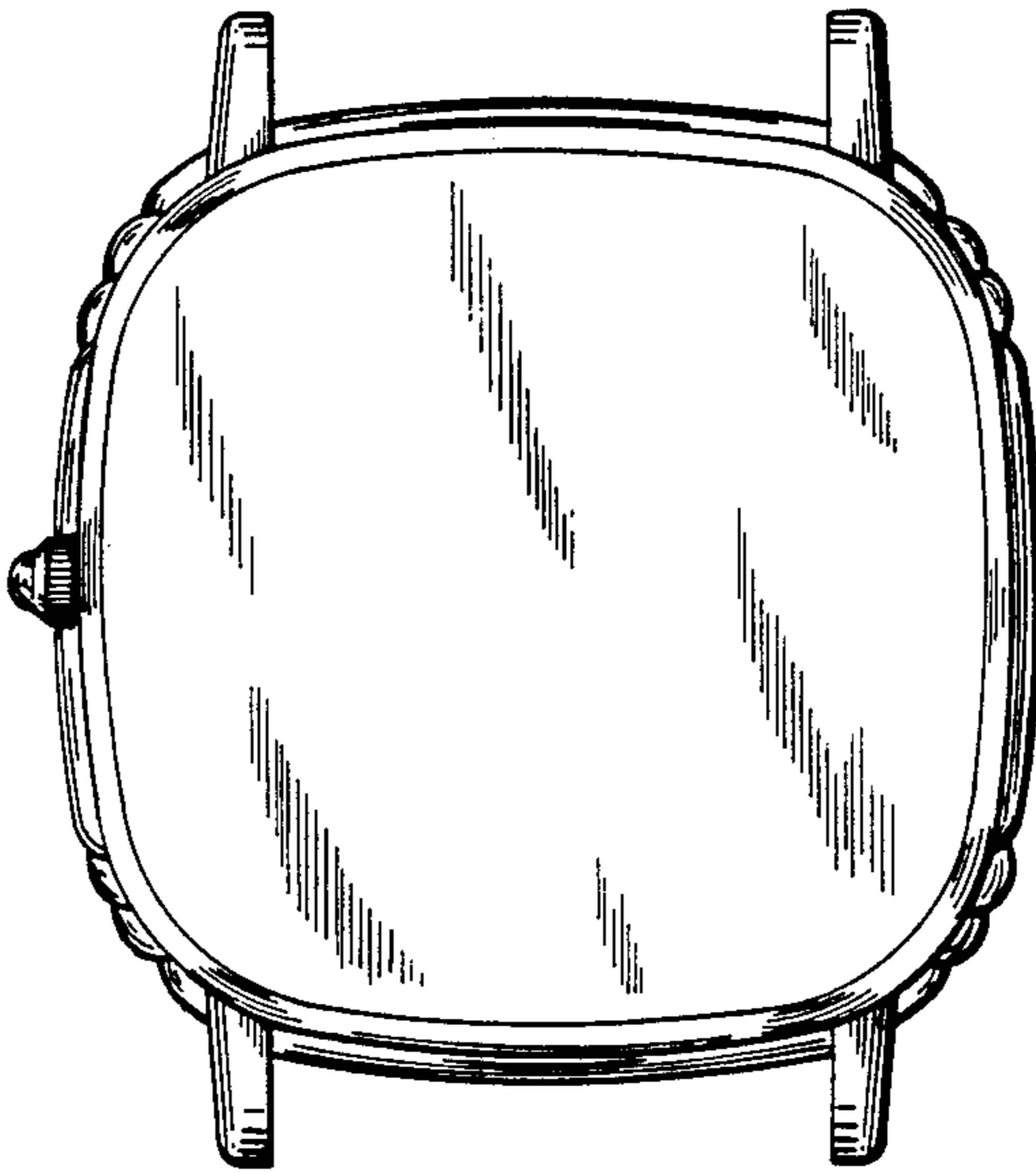


FIG. 7

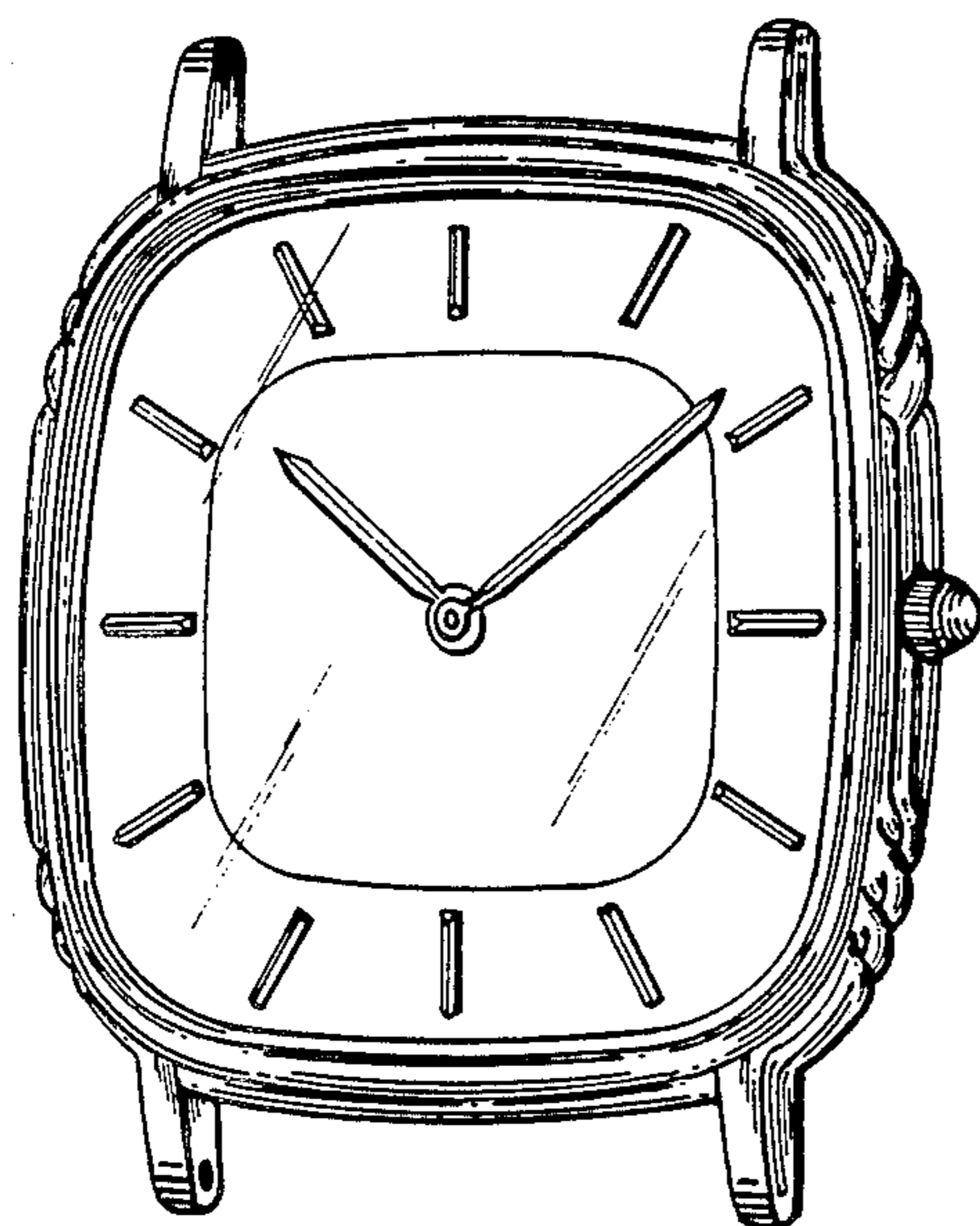


FIG. 5

