

[54] DOOR CLOSER ARM ASSEMBLY

[75] Inventor: George Frolov, Farmington, Conn.

[73] Assignee: Emhart Industries, Inc., Farmington, Conn.

[**] Term: 14 Years

[21] Appl. No.: 825,180

[22] Filed: Feb. 3, 1986

[52] U.S. Cl. D8/330

[58] Field of Search D8/330-346; 16/49, 66-68, 71, 82, 84, DIG. 9, DIG. 21

[56] References Cited

U.S. PATENT DOCUMENTS

1,728,693 9/1929 Moore et al. D8/330 X
2,820,241 1/1958 Schlage 16/49

OTHER PUBLICATIONS

Sargent, 1230 Series Door Closers brochure, p. 3, regular arm assembly No. 25-0.

Primary Examiner—Susan J. Lucas
Assistant Examiner—Brian N. Vinson
Attorney, Agent, or Firm—Barry E. Deutsch

[57] CLAIM

The ornamental design of a door closer arm assembly, as shown and described.

DESCRIPTION

FIG. 1 is a top plan view of a door closer arm assembly, showing my new design;
FIG. 2 is a front elevational view thereof;
FIG. 3 is a left side elevational view thereof;
FIG. 4 is a right side elevational view thereof;
FIG. 5 is a bottom plan view thereof; and,
FIG. 6 is a rear elevational view thereof.




FIG. 1

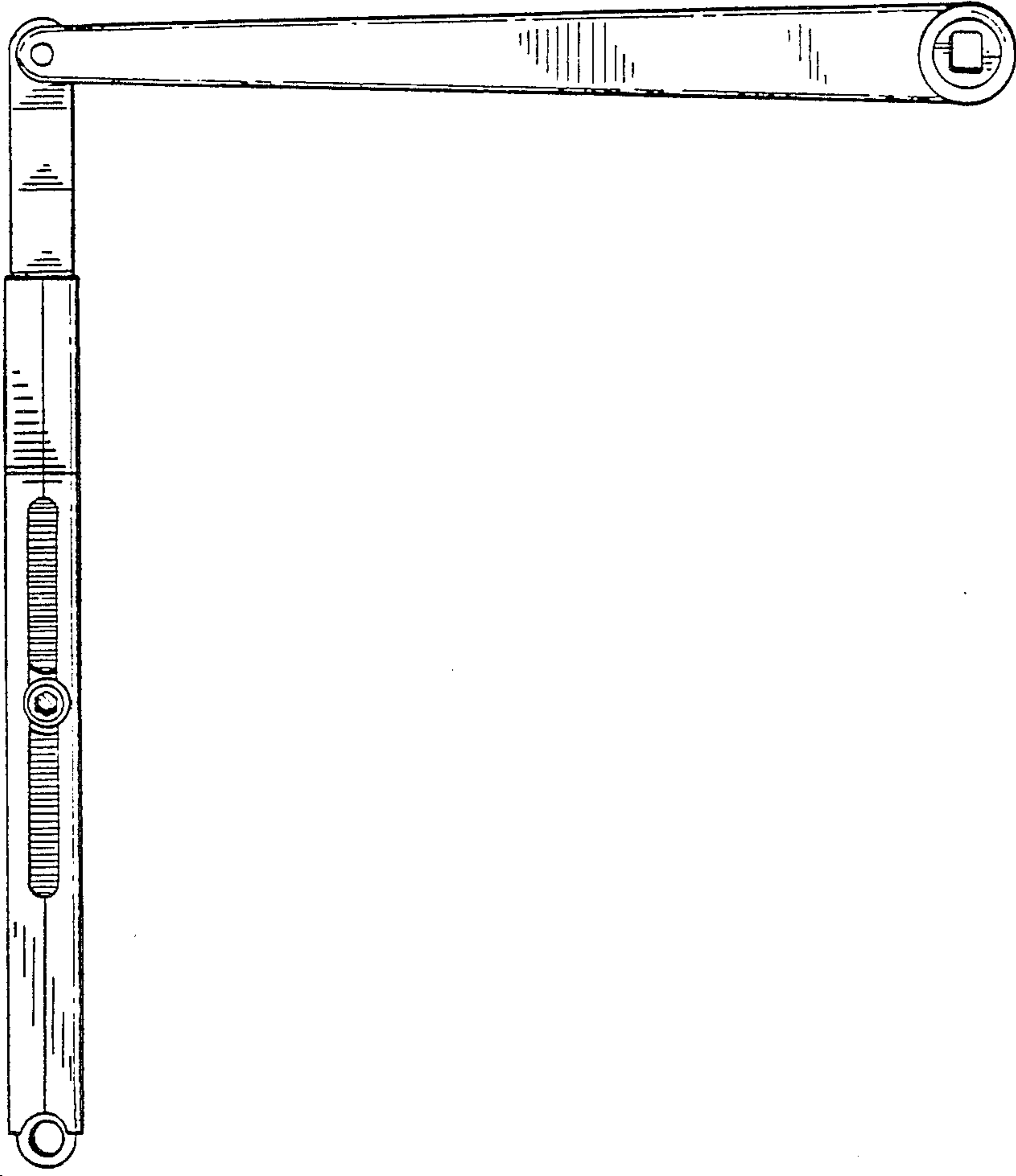


FIG. 2

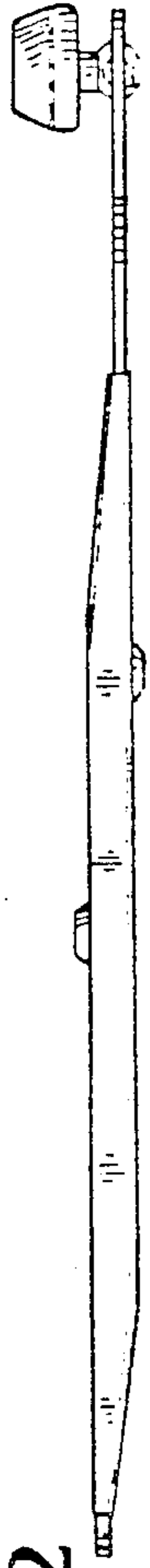


FIG. 3

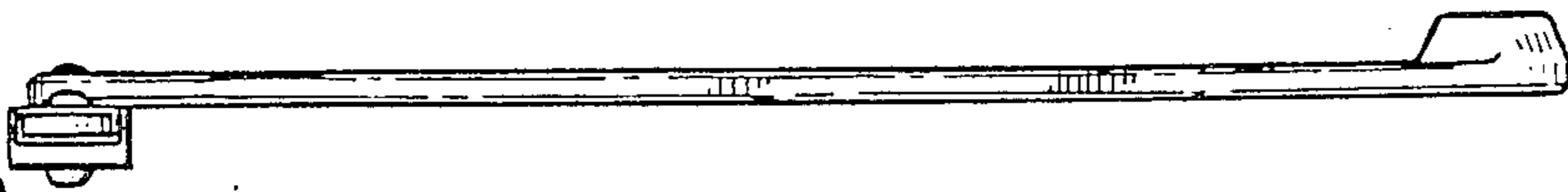




FIG. 4

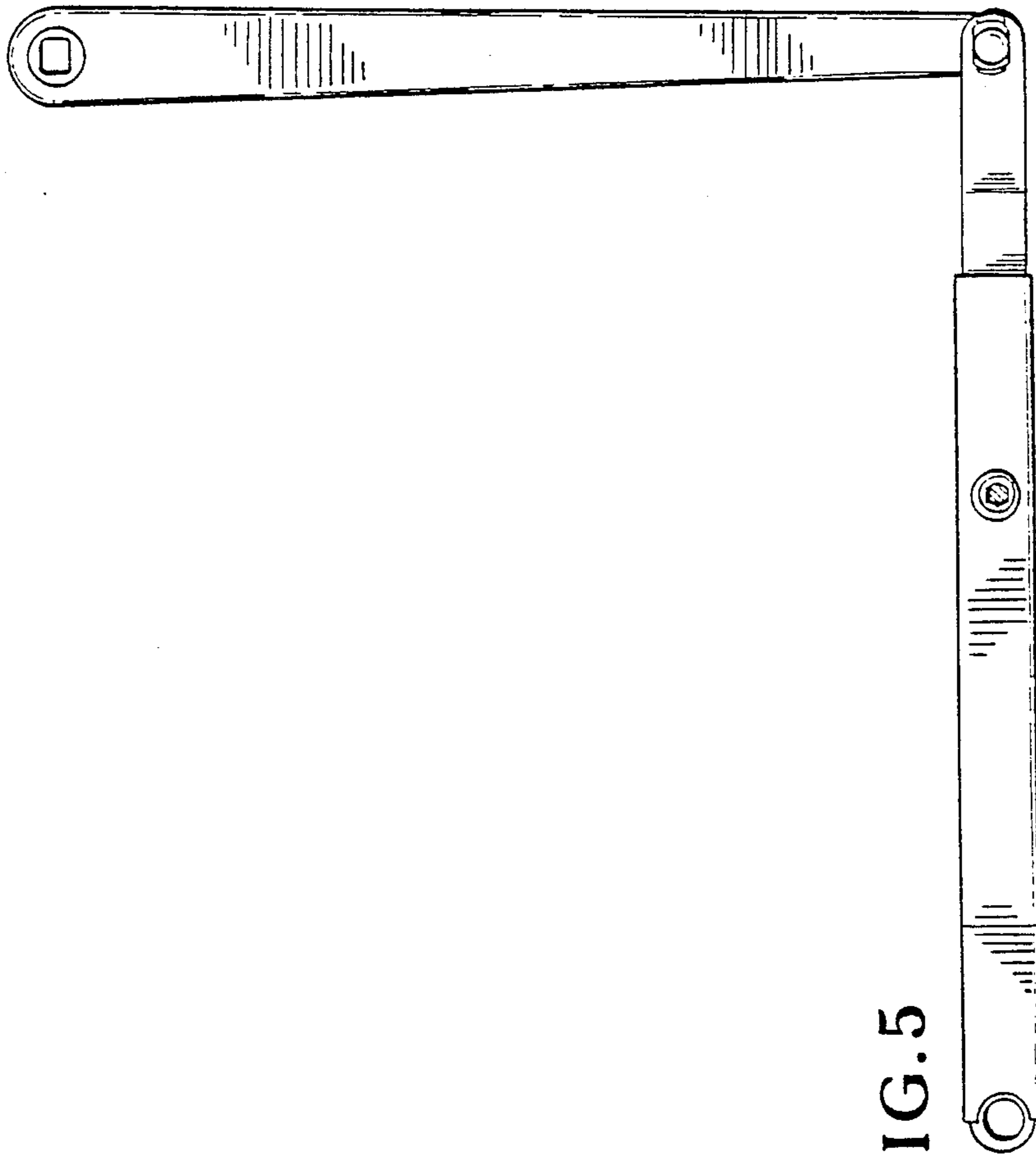


FIG. 5

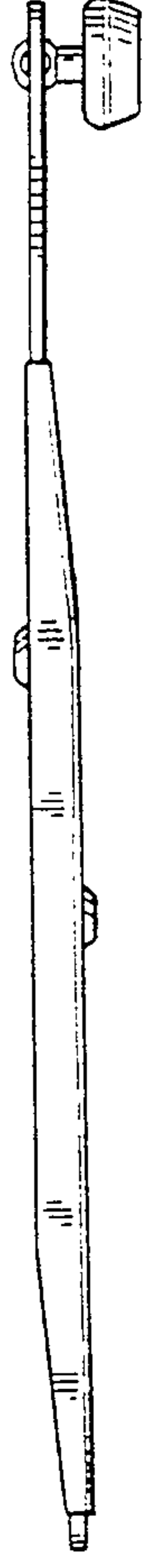


FIG. 6