

[54] ARTICLE OF FLATWARE

[76] Inventor: Ruth Lam, 1101 Gayley Ave., Los Angeles, Calif. 90024

[\*\*] Term: 14 Years

[21] Appl. No.: 750,290

[22] Filed: Jul. 1, 1985

[52] U.S. Cl. .... D7/143; D7/138; D7/141

[58] Field of Search ..... D7/152, 137, 138, 150, D7/151, 143, 42, 141; 30/322

[56] References Cited

U.S. PATENT DOCUMENTS

- D. 4,155 6/1870 Wallace ..... D7/143
- D. 49,527 8/1916 Saunders ..... D7/143
- 4,216,875 8/1980 Stanish ..... D7/138 X

OTHER PUBLICATIONS

*Austria Souvenirs*, p. 35, bottom right, salad servers of horn, Carl Auböck.

*Design 340*, Apr., 1977, p. 36, forks at top center, designer—David Mellor.

*Home Furnishings Daily*, Aug. 5, 1957, p. 1, Maestro stainless from Amboss of Vienna, spoons, forks shown.

Primary Examiner—Winifred E. Herrmann  
Attorney, Agent, or Firm—Frank Frisenda, Jr.

[57] CLAIM

The ornamental design for an article of flatware, substantially shown and described.

DESCRIPTION

FIG. 1 is a top plan view of an article of flatware showing my new design as embodied in a fork, it being understood that the bottom plan view is flat and unornamented;

FIG. 2 is a left side elevational view thereof, it being understood that the right side is substantially similar to that shown in FIG. 2;

FIG. 3 is a rear elevational view thereof;

FIG. 4 is a front elevational view thereof;

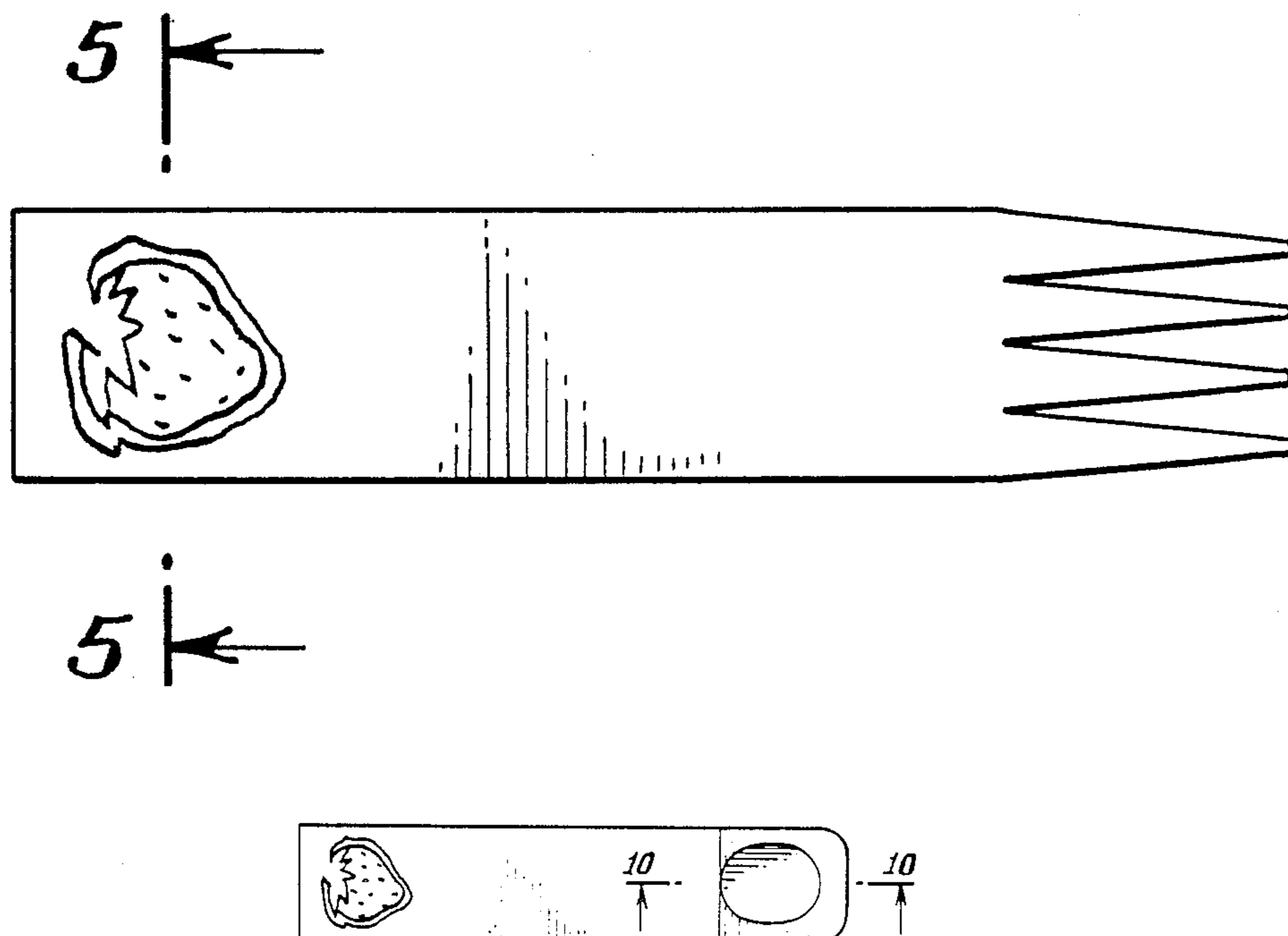
FIG. 5 is a cross-sectional view taken substantially along the line 5—5 shown in FIG. 1;

FIG. 6 is a top plan view of an article of flatware showing my new design as embodied in a spoon, it being understood that the bottom plan view is flat and unornamented;

FIG. 7 is a left side elevational view of the spoon of FIG. 6, it being understood that the right side elevational view is substantially similar to that shown in FIG. 7;

FIG. 8 is a rear elevational view of the spoon of FIG. 6; FIG. 9 is a front elevational view of the spoon of FIG. 6; and

FIG. 10 is a cross-sectional view taken substantially along the line 10—10 shown in FIG. 6.



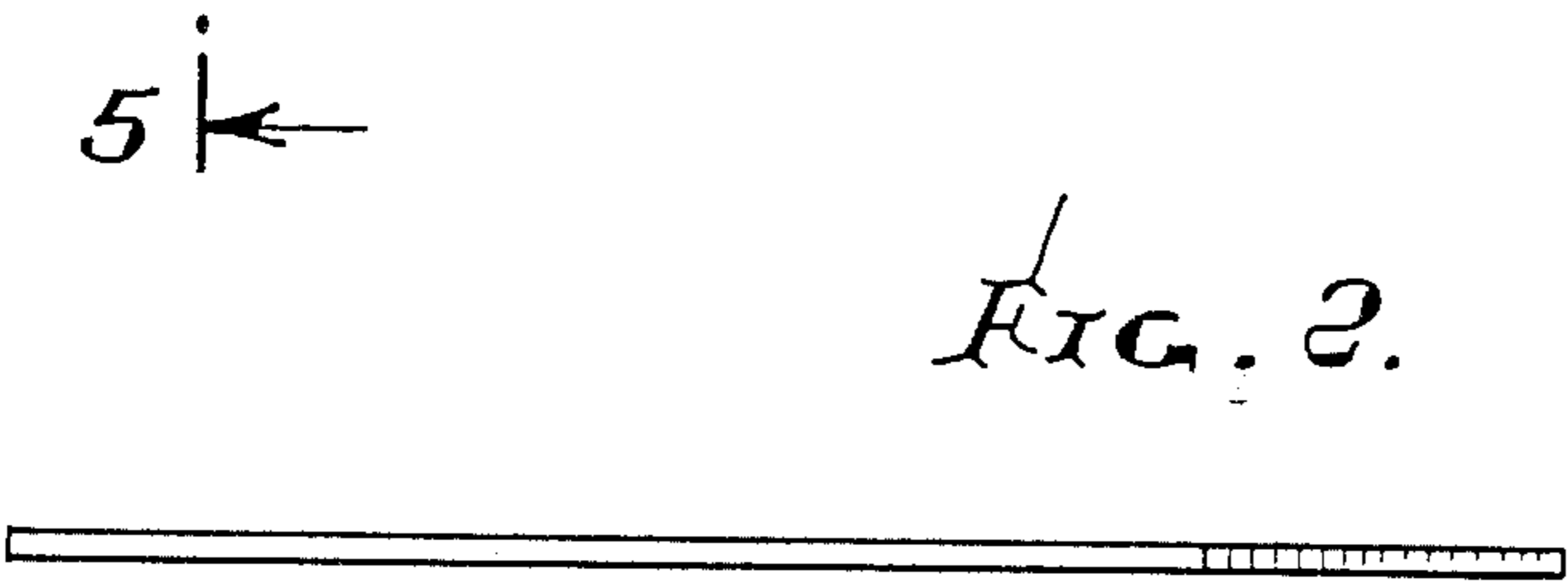
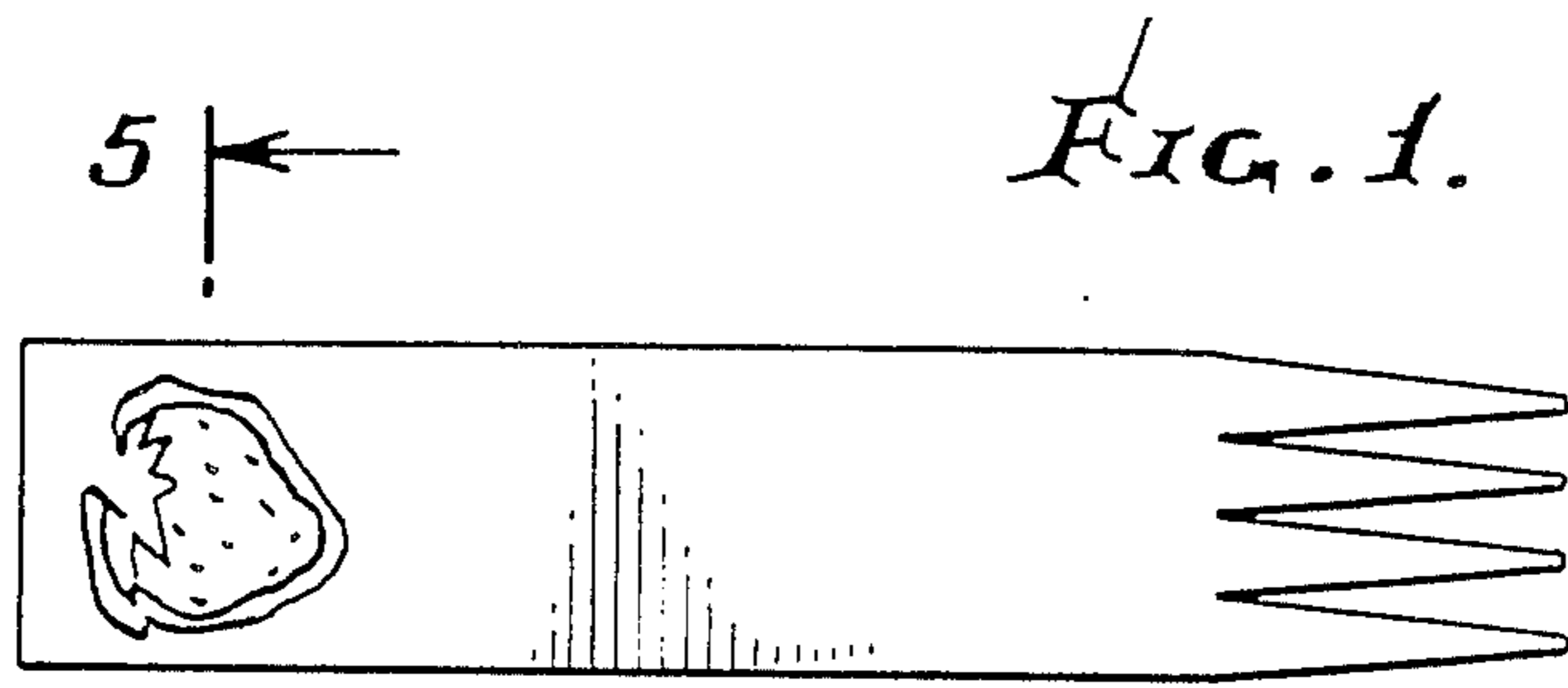


FIG. 3.



FIG. 4.



FIG. 5.

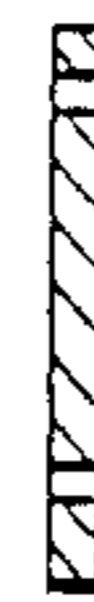


FIG. 6.

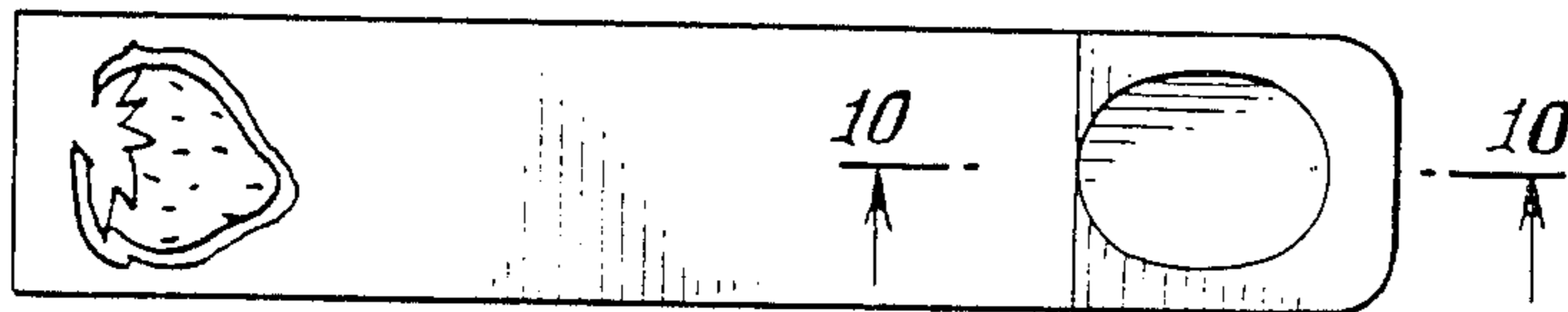


FIG. 10.




FIG. 7.




FIG. 8.



FIG. 9.

