

[54] SPACER GUARD TO BE MOUNTED BETWEEN THE TWO FRONT SEAT BACKS IN AN AUTOMOBILE

[75] Inventors: Nils O. Parsson; Aribert Vahlenbreder, both of Trollhattan, Sweden

[73] Assignee: Saab-Scania Aktiebolag, Trollhattan, Sweden

[**] Term: 14 Years

[21] Appl. No.: 673,893

[22] Filed: Nov. 21, 1984

[30] Foreign Application Priority Data

May 21, 1984 [SE] Sweden 841569

[52] U.S. Cl. D6/491; D6/502

[58] Field of Search D6/502; D12/119; 297/411, 412, 414, 415, 417, 113

[56] References Cited

U.S. PATENT DOCUMENTS

- D. 156,199 11/1949 Cadwallader 297/113 X
- D. 210,719 4/1968 Del Guidice D6/502

- D. 265,729 8/1982 Rexroat D6/501 X
- D. 271,866 12/1983 Turkington et al. D12/119
- 3,899,209 8/1975 Schulz D6/502 X
- 3,951,448 4/1976 Hawie 297/113
- 4,435,011 3/1984 Hakamata 297/417 X
- 4,558,901 12/1985 Yokoyama 297/113
- 4,560,203 12/1985 Huber 297/113 X

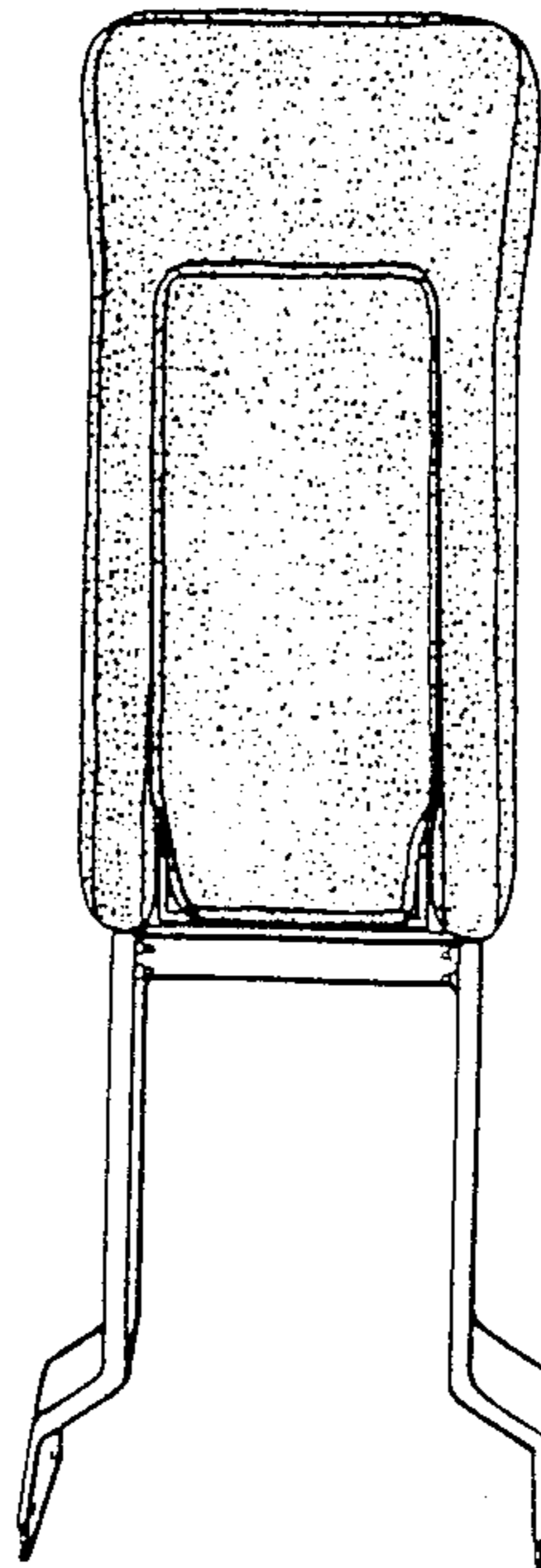
Primary Examiner—Bruce W. Dunkins
Attorney, Agent, or Firm—Young & Thompson

[57] CLAIM

The ornamental design for a spacer guard to be mounted between the two front seat backs in an automobile, as shown and described.

DESCRIPTION

FIG. 1 is a front elevational view of a spacer guard to be mounted between the two front seat backs in an automobile, showing our new design;
 FIG. 2 is a rear perspective view thereof, taken slightly from the side;
 FIG. 3 is a side elevational view thereof; the side opposite that shown in FIG. 3 being the mirror image thereof; and
 FIG. 4 is a top plan view thereof.



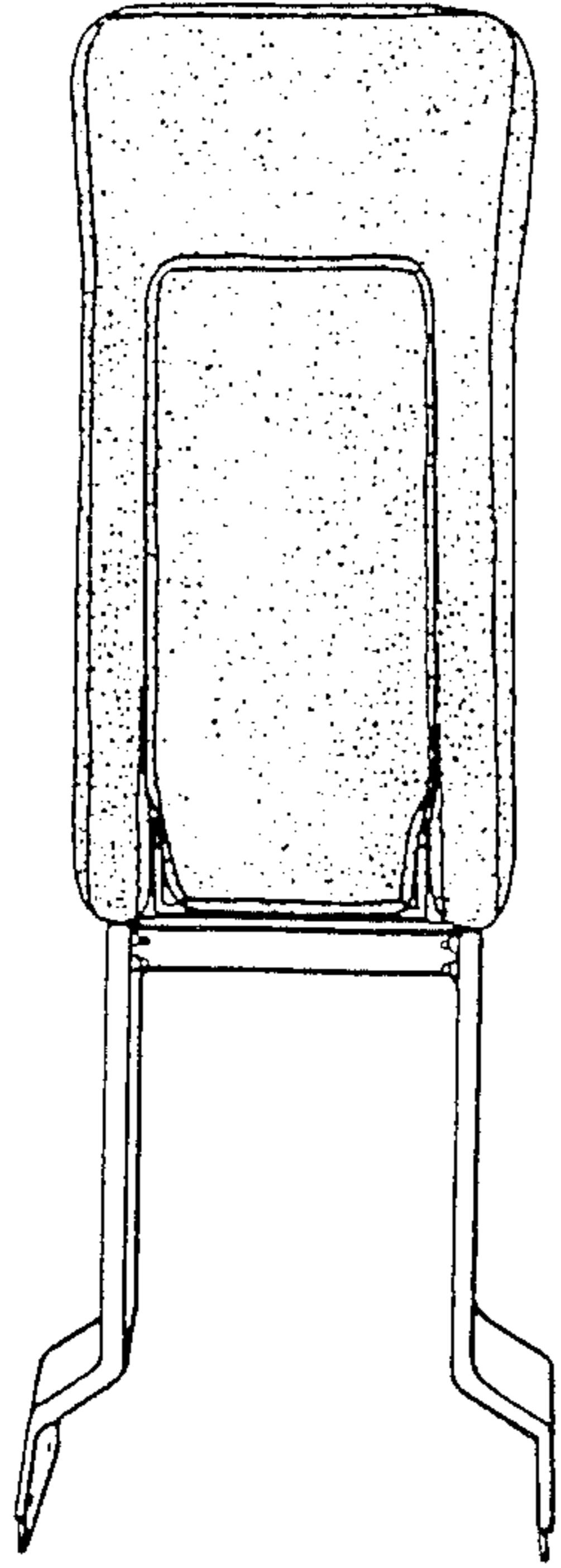


FIG. 1

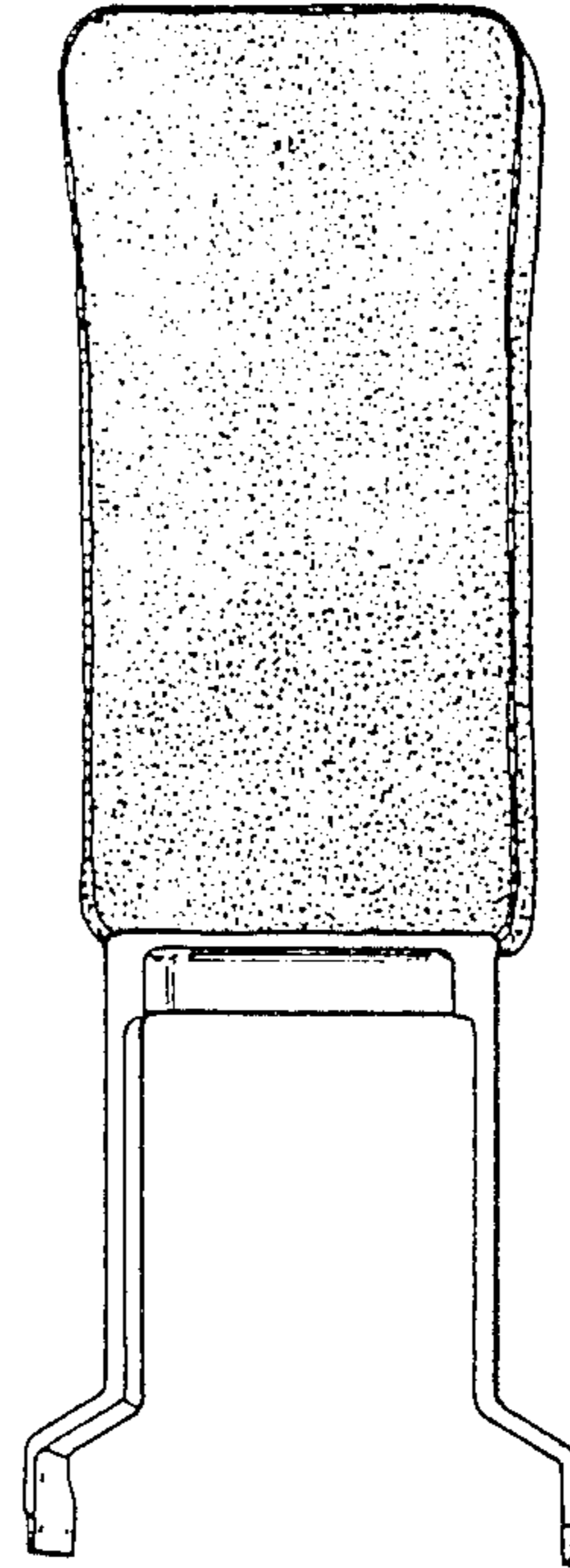


FIG. 2

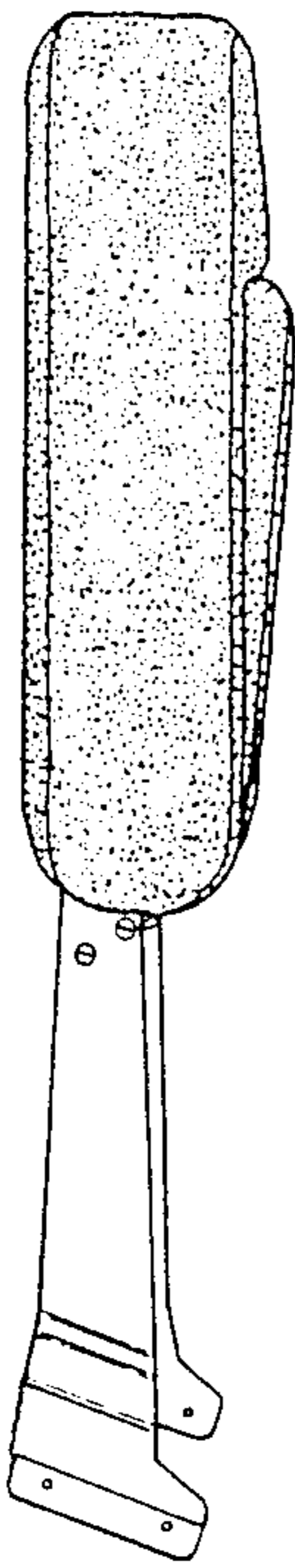


FIG. 3

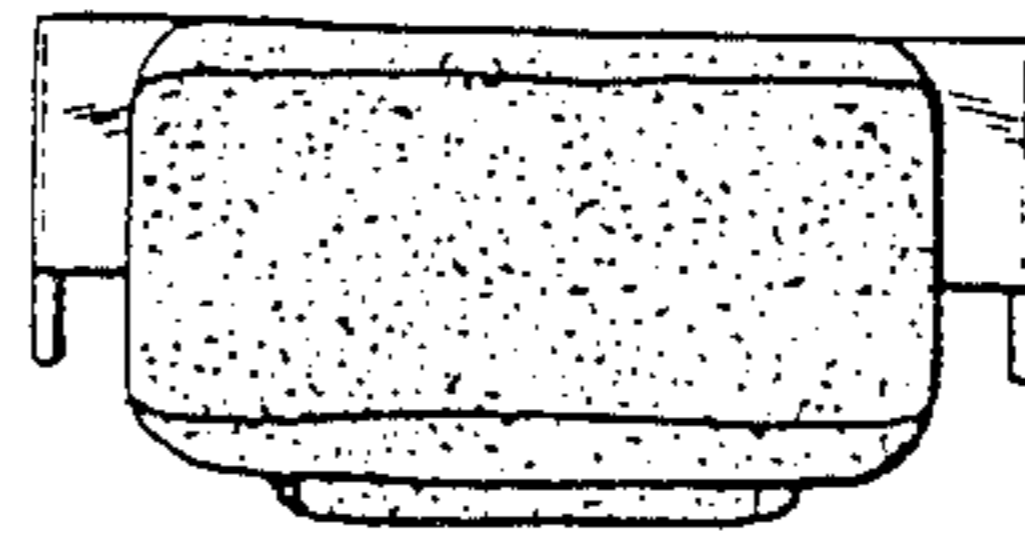


FIG. 4