

[54] JAW COVER FOR SURGICAL CLAMP OR THE LIKE

[75] Inventor: Timothy M. Scanlan, St. Paul, Minn.

[73] Assignee: Scanlan International, Inc., St. Paul, Minn.

[\*\*] Term: 14 Years

[21] Appl. No.: 703,718

[22] Filed: Feb. 21, 1985

[52] U.S. Cl. .... D24/29; D3/11; D3/20; D24/8; D24/99; D28/59

[58] Field of Search ..... D24/29, 8, 99; 150/52 R, 55, 52 C; D10/86; D3/11, 20, 34, 39, 41; D28/64, 38, 59, 73-76, 85; 206/260, 306, 337, 349, 361, 443

[56] References Cited

U.S. PATENT DOCUMENTS

3,759,370	9/1973	Blatz .....	206/306
3,794,091	2/1974	Ersek et al. ....	150/52 R
4,197,944	4/1980	Catlin .....	206/306

FOREIGN PATENT DOCUMENTS

3001347 7/1981 Fed. Rep. of Germany ..... 206/306

OTHER PUBLICATIONS

Fahrney's Catalog of Fine Writing Instruments, 1977, Pen Purse, p. 28.

Primary Examiner—A. Hugo Word  
Assistant Examiner—Stella M. Reid  
Attorney, Agent, or Firm—Frederick A. Fleming

[57] CLAIM

The ornamental design for jaw cover for surgical clamp or the like, as shown and described.

DESCRIPTION

FIG. 1 is a top plan view of jaw cover for surgical clamp or the like showing my new design;  
FIG. 2 is a side elevational view thereof;  
FIG. 3 is a bottom plan view thereof;  
FIG. 4 is an end elevational view of the open end thereof;  
FIG. 5 is a cross-sectional view taken on line 5—5 of FIG. 1;  
FIG. 6 is an end elevational view of the closed end thereof;  
FIG. 7 is an enlarged representation of FIG. 5.

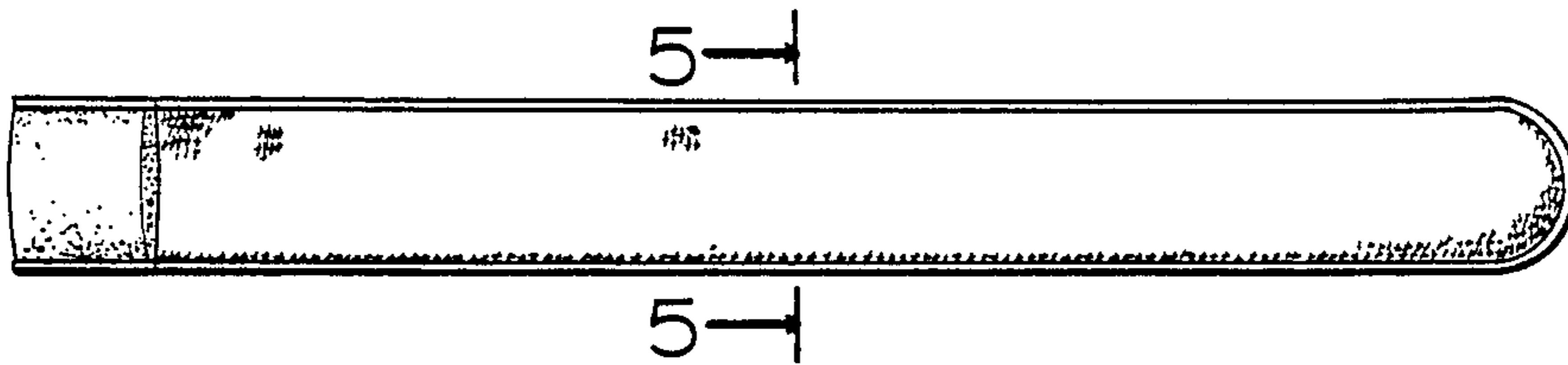


FIG. 1

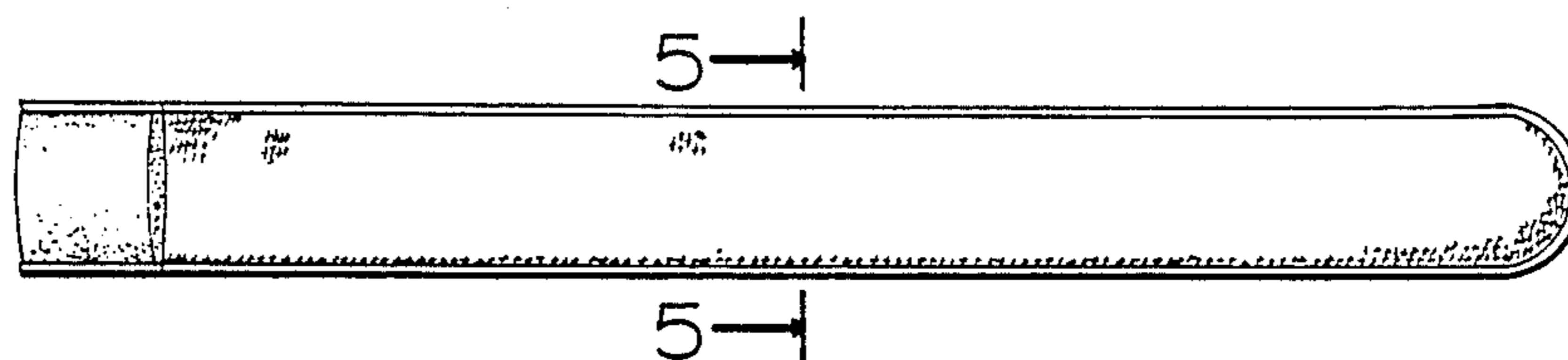


FIG. 2




FIG. 3




FIG. 4



FIG. 5



FIG. 6



FIG. 7

