

[54] FRAGRANCE DIFFUSER WALL UNIT  
[75] Inventor: Dov Z. Glucksman, Brookline, Mass.  
[73] Assignee: Environmental Fragrance  
Technologies, Ltd., New York, N.Y.  
[\*\*] Term: 14 Years  
[21] Appl. No.: 939,496  
[22] Filed: Dec. 8, 1986  
[52] U.S. Cl. .... D23/366; D23/361  
[58] Field of Search ..... D23/146-150;  
98/30; 222/187; 55/122, 231; 219/271, 362;  
239/34, 36, 42-43, 47, 49-50, 53-60, 136;  
261/95, 99, DIG. 16, DIG. 4, DIG. 48, DIG.  
65

4,003,967 1/1977 Potvin ..... 219/272 X  
4,257,558 3/1981 Mason, Jr. .... 239/57  
4,615,486 10/1986 Konicek ..... 239/43 X

OTHER PUBLICATIONS

Aroma Disc Player, Use and Care Manual, 1984.

Primary Examiner—Susan J. Lucas  
Assistant Examiner—Brian N. Vinson  
Attorney, Agent, or Firm—Lerner, David, Littenberg,  
Krumholz & Mentlik

[56] References Cited  
U.S. PATENT DOCUMENTS


D. 211,962 8/1968 Soles ..... D23/150  
D. 269,996 8/1983 Smith et al. .... D23/149  
D. 279,815 7/1985 Yuen ..... D23/146  
2,611,068 9/1952 Wellens ..... 219/272  
2,942,090 6/1960 Diehl ..... D23/150 X

[57] CLAIM

The ornamental design for a fragrance diffuser wall unit, as shown.

DESCRIPTION

FIG. 1 is a front elevational view of a fragrance diffuser wall unit, showing my new design;  
FIG. 2 is a rear elevational view thereof;  
FIG. 3 is a top plan view thereof;  
FIG. 4 is a bottom plan view thereof;  
FIG. 5 is a right side elevational view thereof;  
FIG. 6 is a left side elevational view thereof; and,  
FIG. 7 is a top, front and left side perspective view thereof.



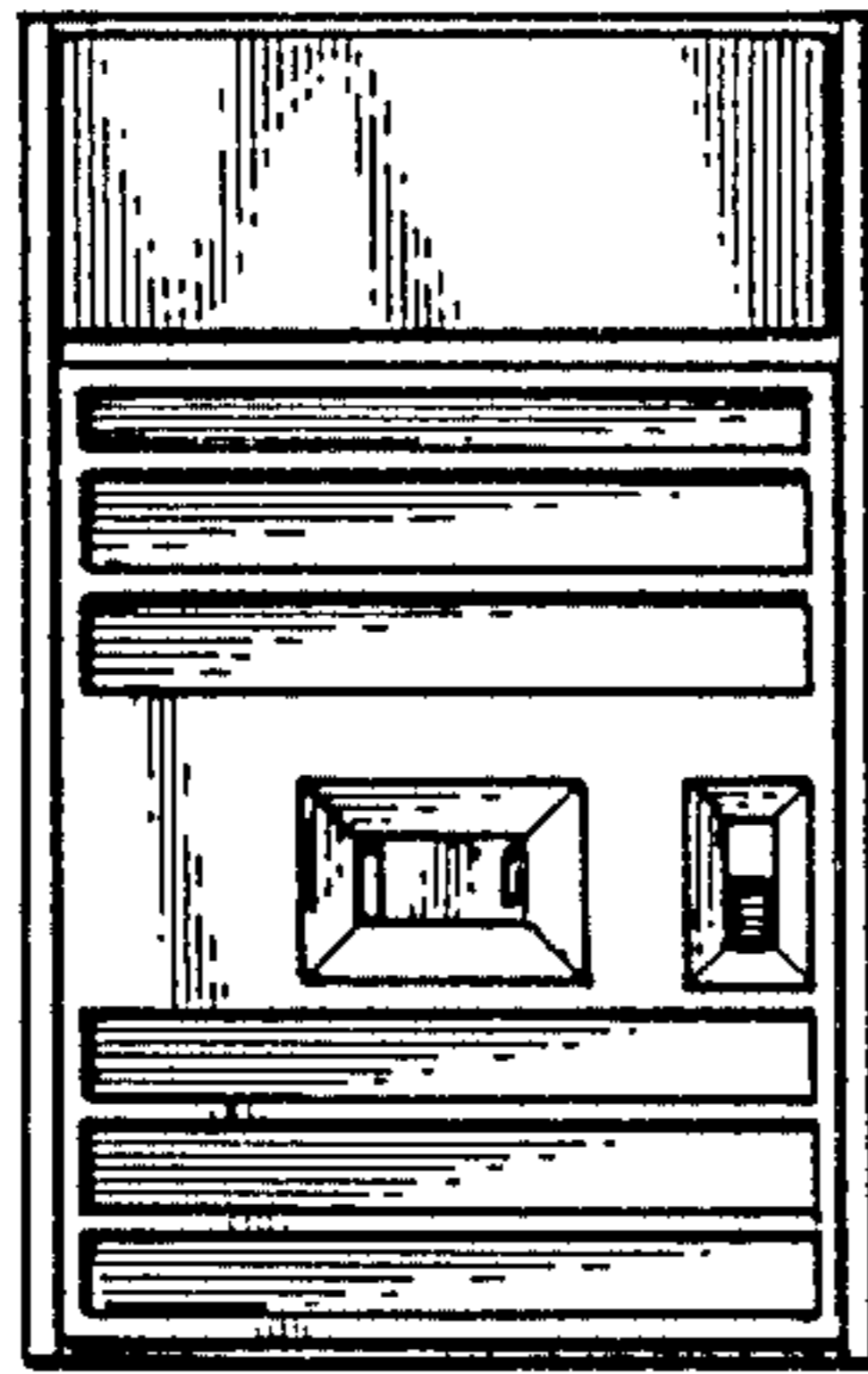


FIG. 1

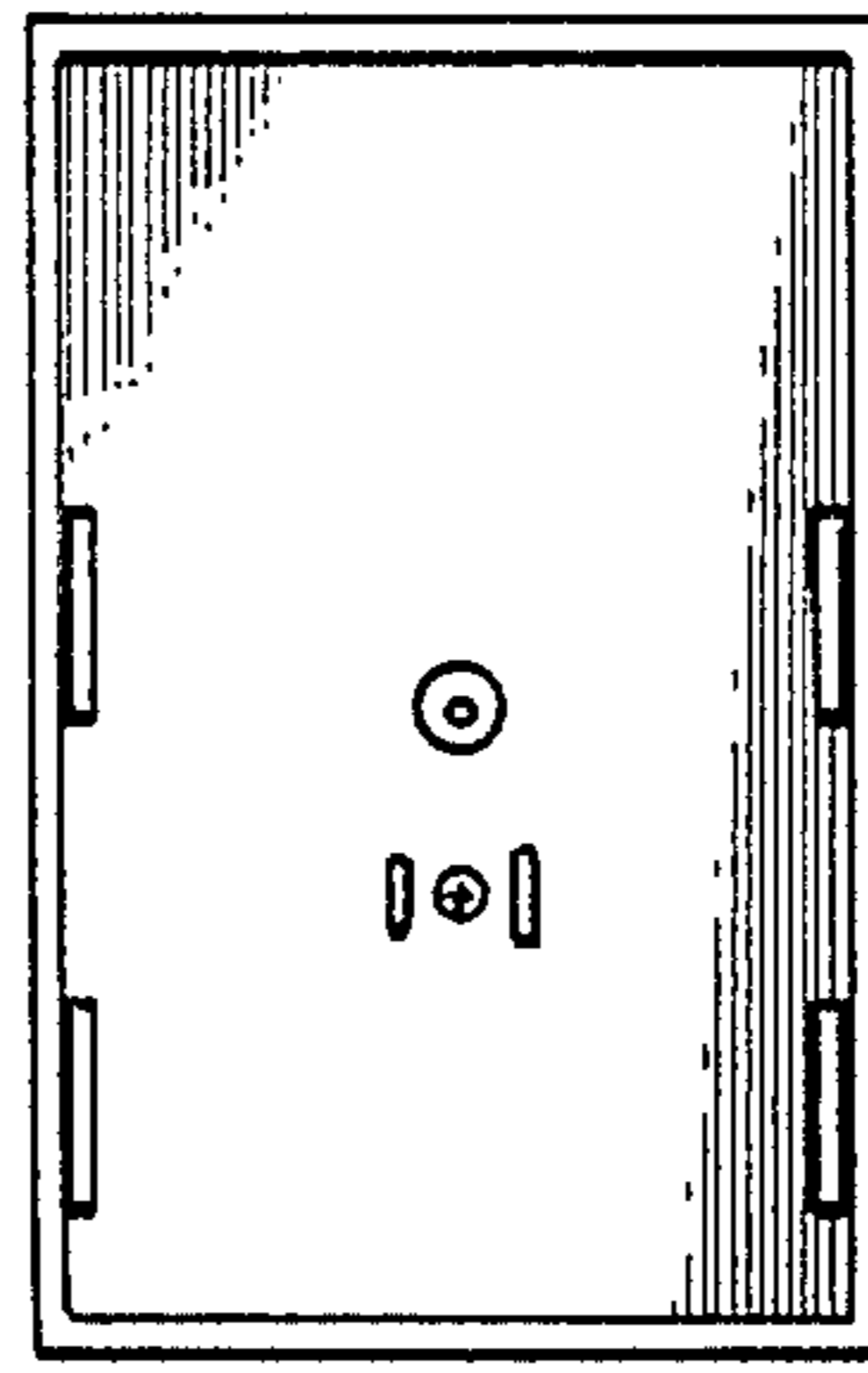


FIG. 2

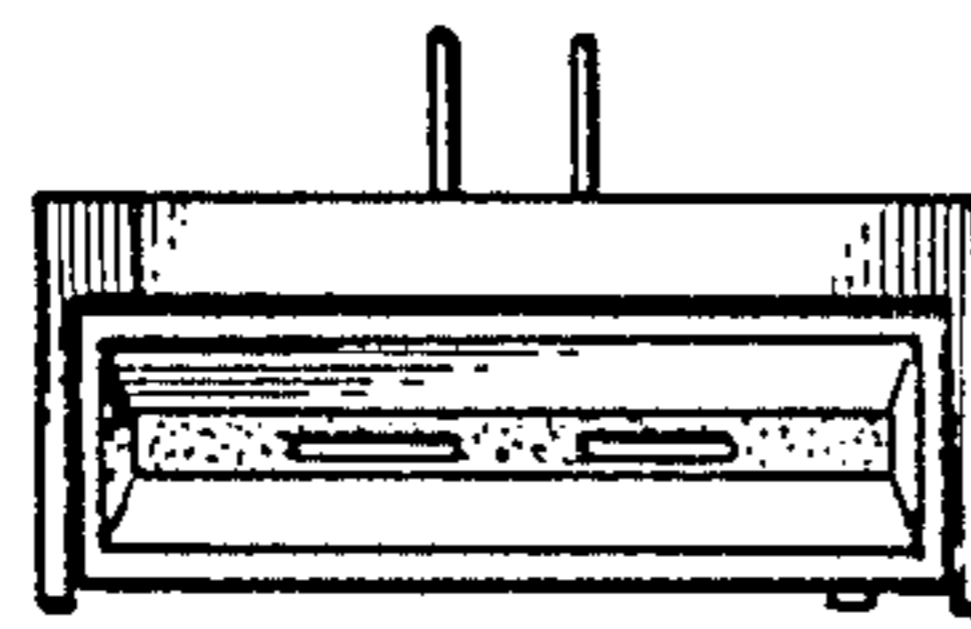


FIG. 3

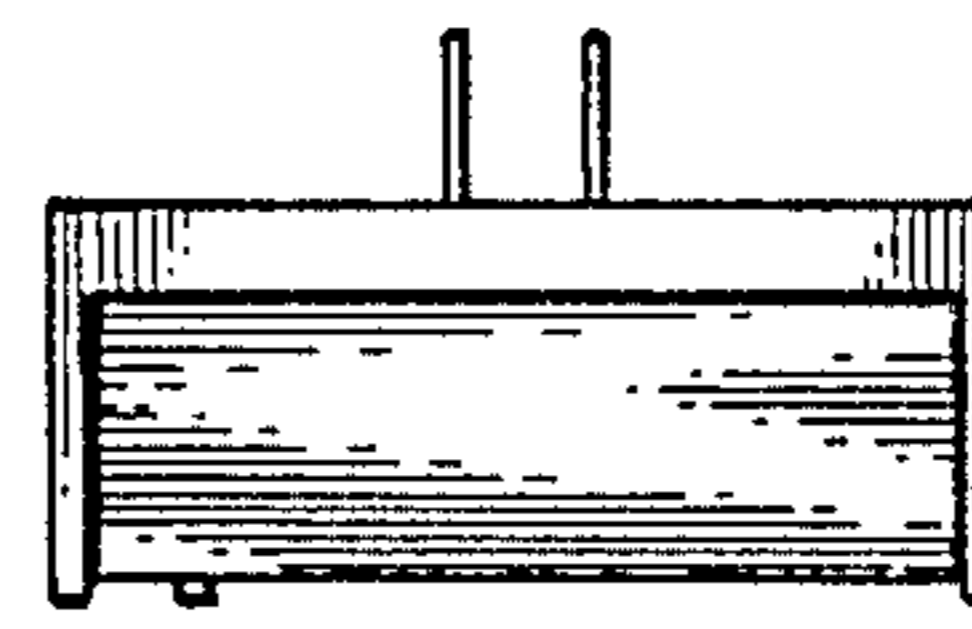


FIG. 4




FIG. 5




FIG. 6

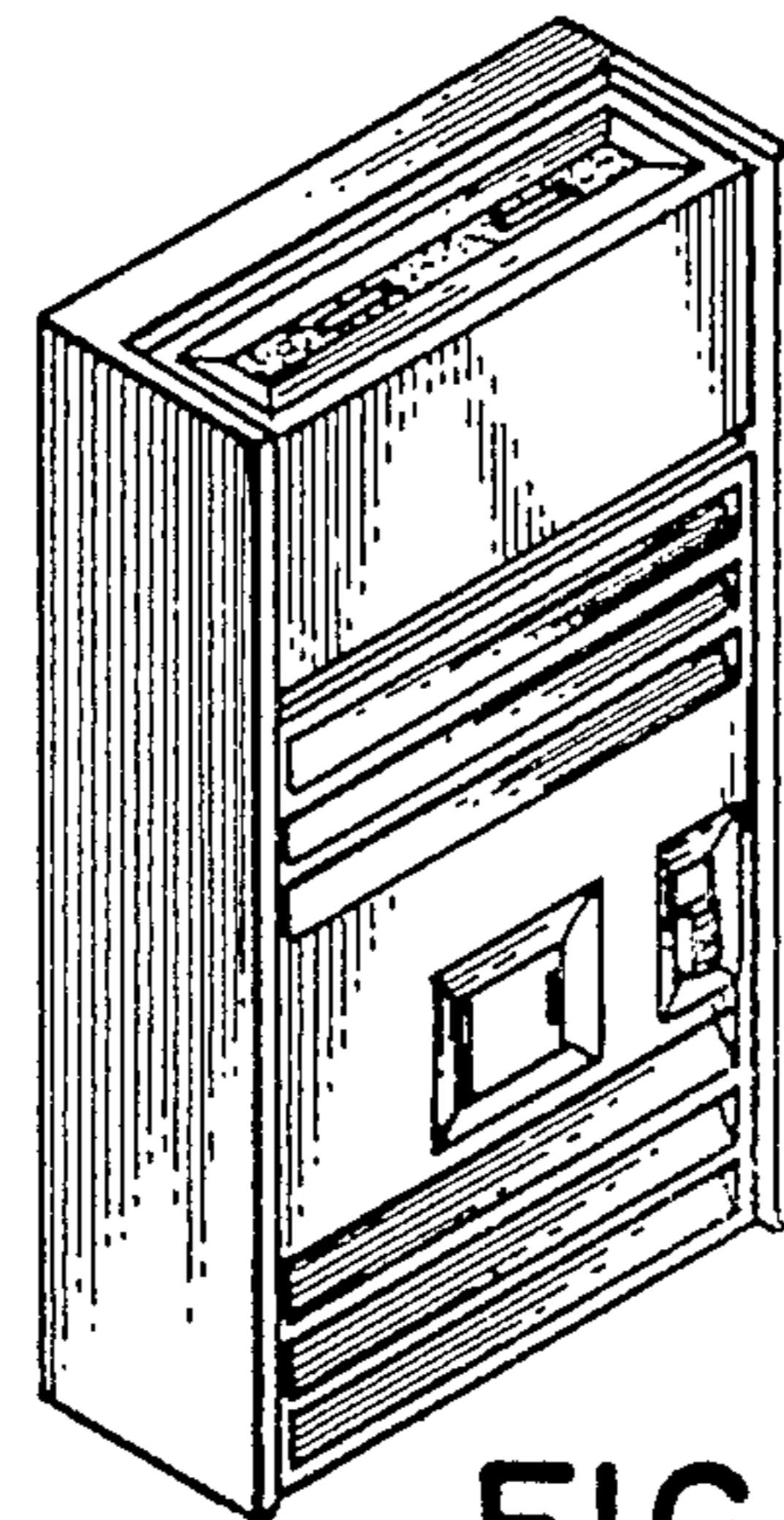


FIG. 7