

[54] HANGING FRAME FOR A SLIDING DRAWER

[75] Inventor: Lee Remmers, Ocala, Fla.

[73] Assignee: Clarison International, Ocala, Fla.

[**] Term: 14 Years

[21] Appl. No.: 705,503

[22] Filed: Feb. 25, 1985

[30] Foreign Application Priority Data

[ZZ]

[52] U.S. Cl. D6/513; D15/89

[58] Field of Search D15/89; D6/510, 511, D6/513, 537, 462, 465, 574, 537, 566; D34/40, 42, 46; 62/382; 126/339; 211/126, 181, 187, 119, 113; 220/19; 248/249-250, 303, 307, 317, 318, 339; 312/246

[56] References Cited

U.S. PATENT DOCUMENTS

32,385	3/1900	Steppe	D6/537
D. 255,242	6/1980	Berman et al.	D15/89
573,835	12/1896	Taylor	211/119

921,694	5/1909	Hall	211/181
4,186,217	1/1980	Tchack	211/126
4,298,127	11/1981	Upshaw et al.	211/126
4,597,616	7/1986	Trubiano	211/181

OTHER PUBLICATIONS

Clarison International Brochure, ©1982, cover & p. 2, Closet Maid Sliding Basket Systems.

Primary Examiner—Susan J. Lucas

Assistant Examiner—Ruth Takemoto

Attorney, Agent, or Firm—Cushman, Darby & Cushman

[57] CLAIM

The ornamental design for a hanging frame for a sliding drawer, as shown and described.

DESCRIPTION

FIG. 1 is a perspective view of a hanging frame for a sliding drawer showing my new design, the drawer is shown in broken lines for illustrative purposes only and forms no part of the claimed design;

FIG. 2 is a top plan view thereof;

FIG. 3 is a front elevational view thereof, the rear view being a mirror image;

FIG. 4 is a left side elevational view thereof, the right side being a mirror image.

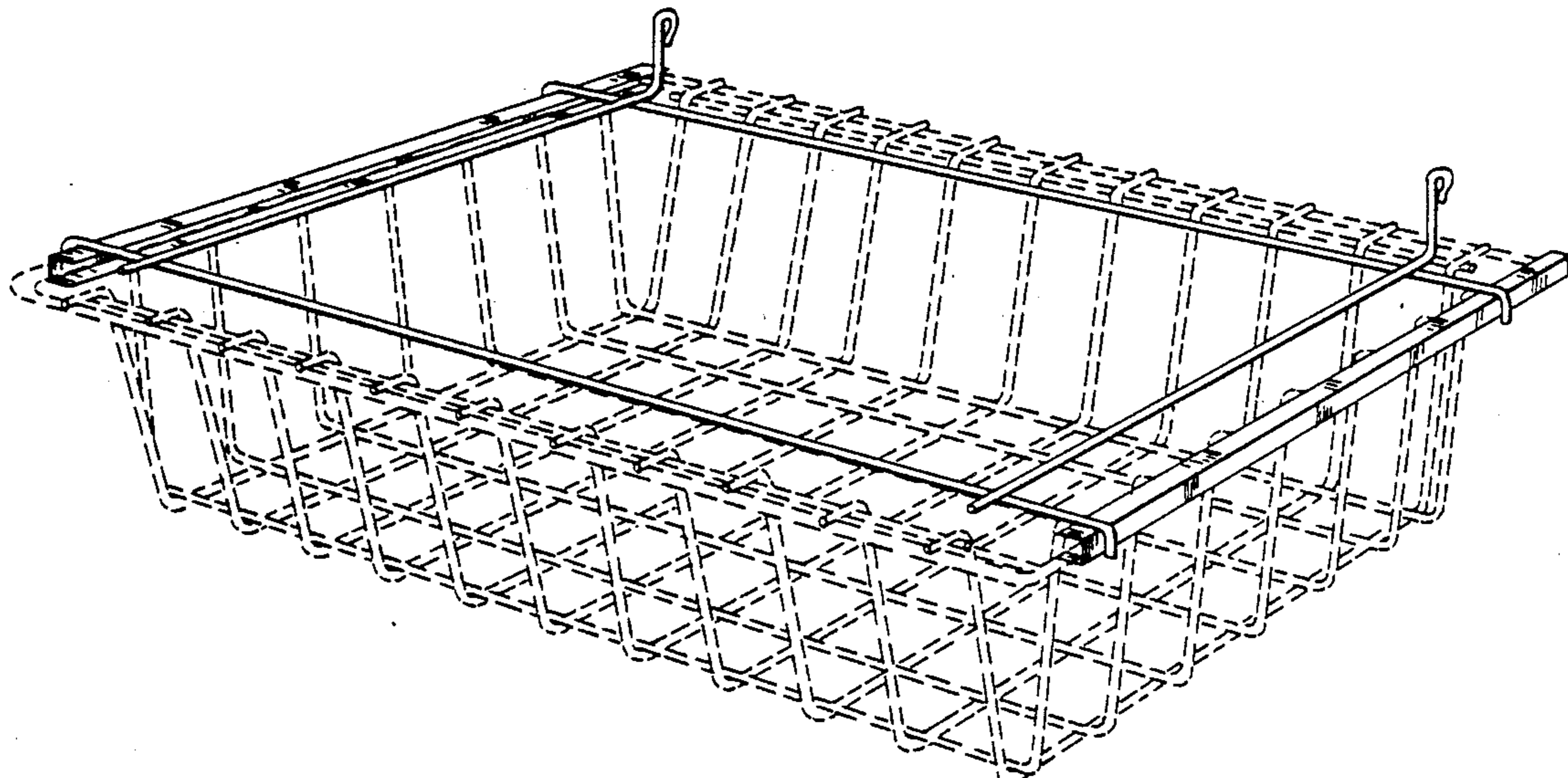
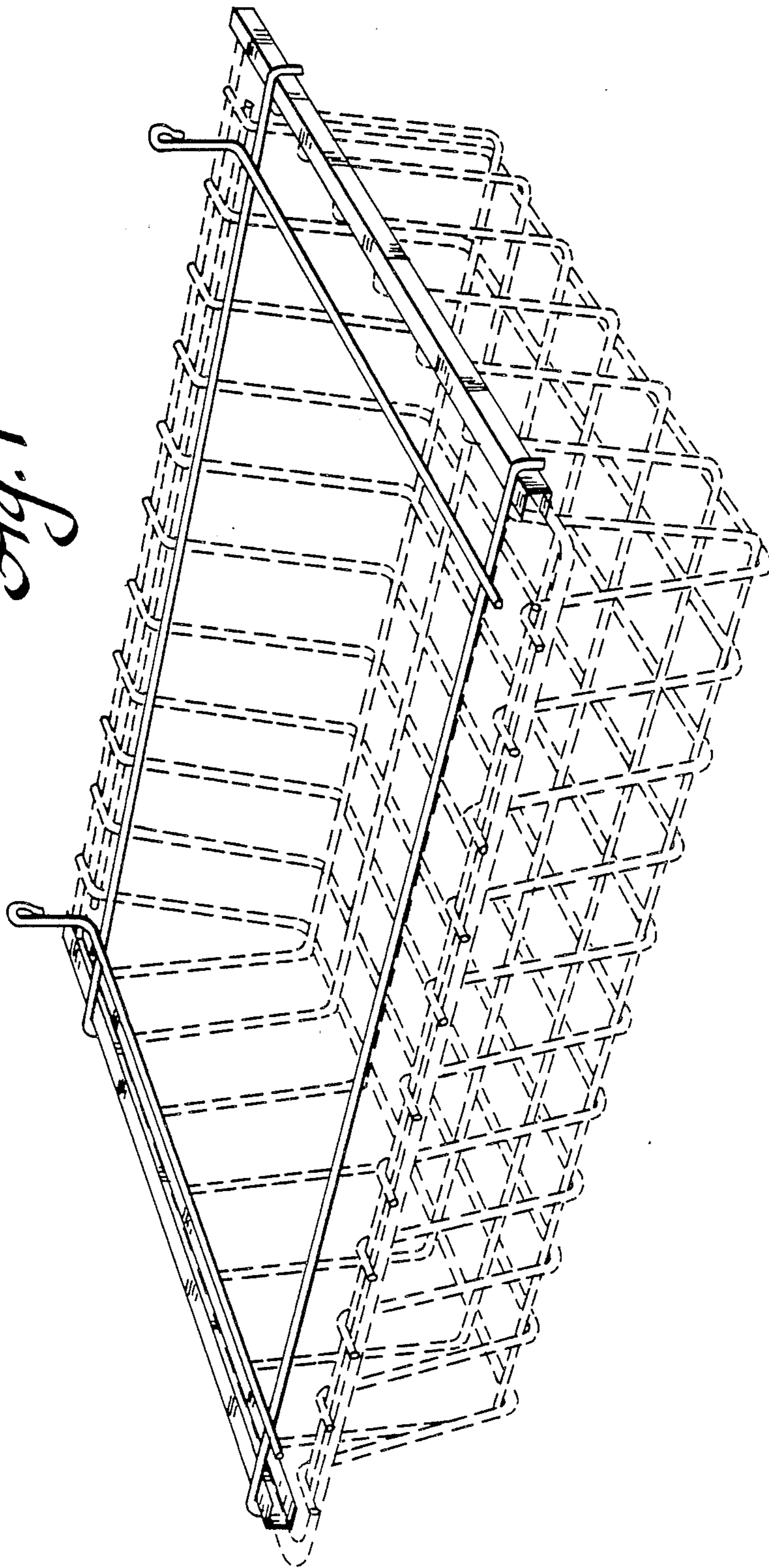


Fig. 1






Fig. 2



Fig. 3




Fig. 4