

United States Patent [19]

Wagle et al.

[11] Patent Number: **Des. 295,077**

[45] Date of Patent: **** Apr. 5, 1988**

[54] **DOSE MEASURING MEDICINAL APPLICATOR**

[75] Inventors: **Sudhakar S. Wagle, Mequon; George R. Felt, Brown Deer; Herbert W. Borleis, Brookfield, all of Wis.**

[73] Assignee: **Adria Laboratories, Dublin, Ohio**

[**] Term: **14 Years**

[21] Appl. No.: **640,497**

[22] Filed: **Aug. 13, 1984**

[52] U.S. Cl. **D24/63; D24/34**

[58] Field of Search **D24/63, 34, 49; 604/304, 306, 307, 896, 897; 128/156, 132 R, 132 D, 114, 155; D10/71, 58; 33/494; D7/50**

[56] **References Cited**

U.S. PATENT DOCUMENTS

3,416,523 12/1968 Yeremian 128/156
4,297,995 11/1981 Golub 128/156
4,341,208 7/1982 Gordon 128/156

4,564,010 1/1986 Coughlan et al. 604/307 X
4,588,400 5/1986 Ring et al. 604/897 X

FOREIGN PATENT DOCUMENTS

593944 10/1947 United Kingdom 33/494

OTHER PUBLICATIONS

Design catalog, ©Feb. 1984, Clover Feed item, p. 65.
Tupperware, ©Jul. 1976, item R30 Pastry Sheet, p. 31.

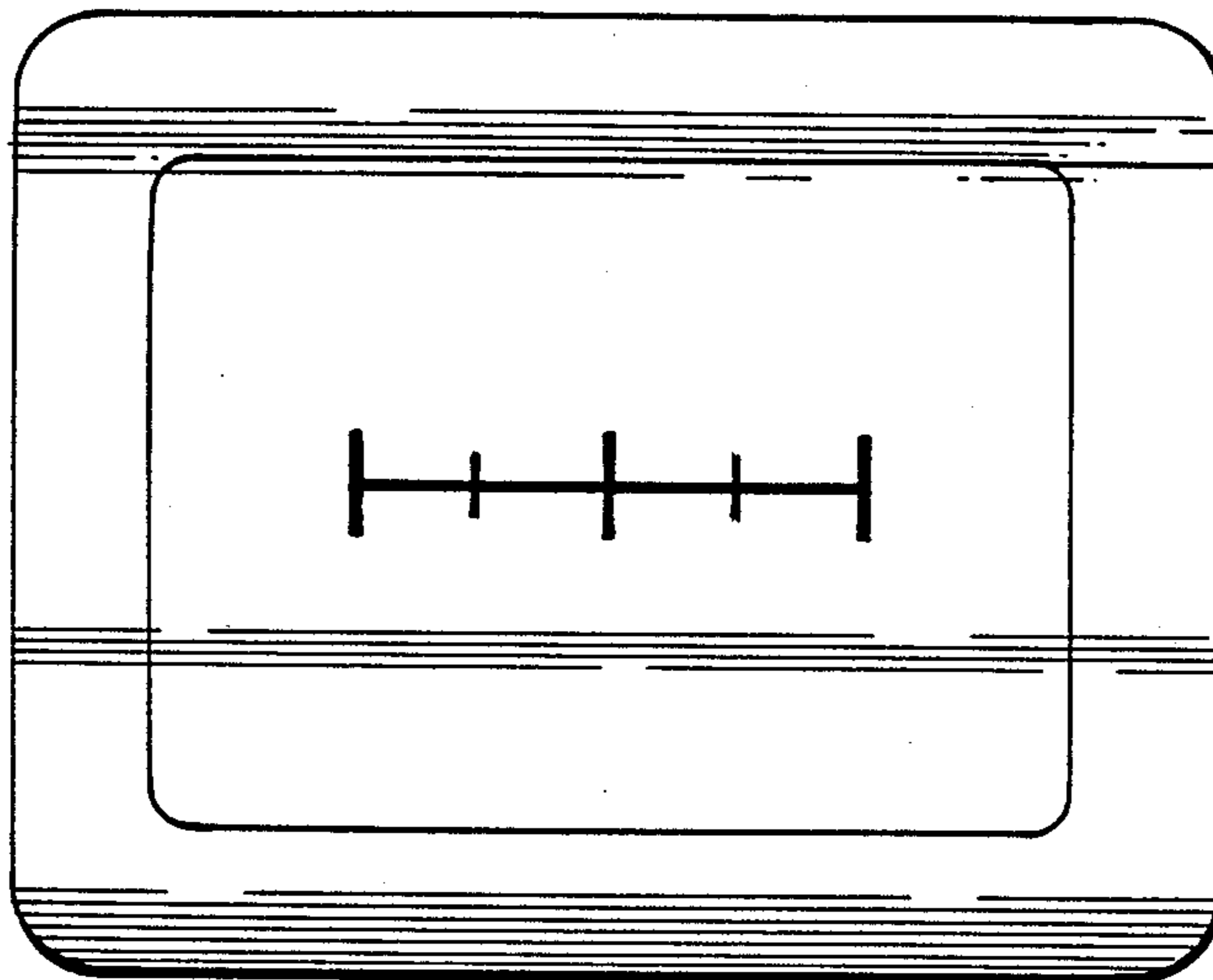
Primary Examiner—A. Hugo Word
Assistant Examiner—Stella M. Reid
Attorney, Agent, or Firm—John C. Smith, Jr.

[57] CLAIM

The ornamental design for a dose measuring medicinal applicator, as shown and described.

DESCRIPTION

FIG. 1 is a front elevational view of a dose measuring medicinal applicator showing our new design; FIG. 2 is a rear elevational view thereof; and FIG. 3 is a perspective view thereof, with the adhesive cover removed.



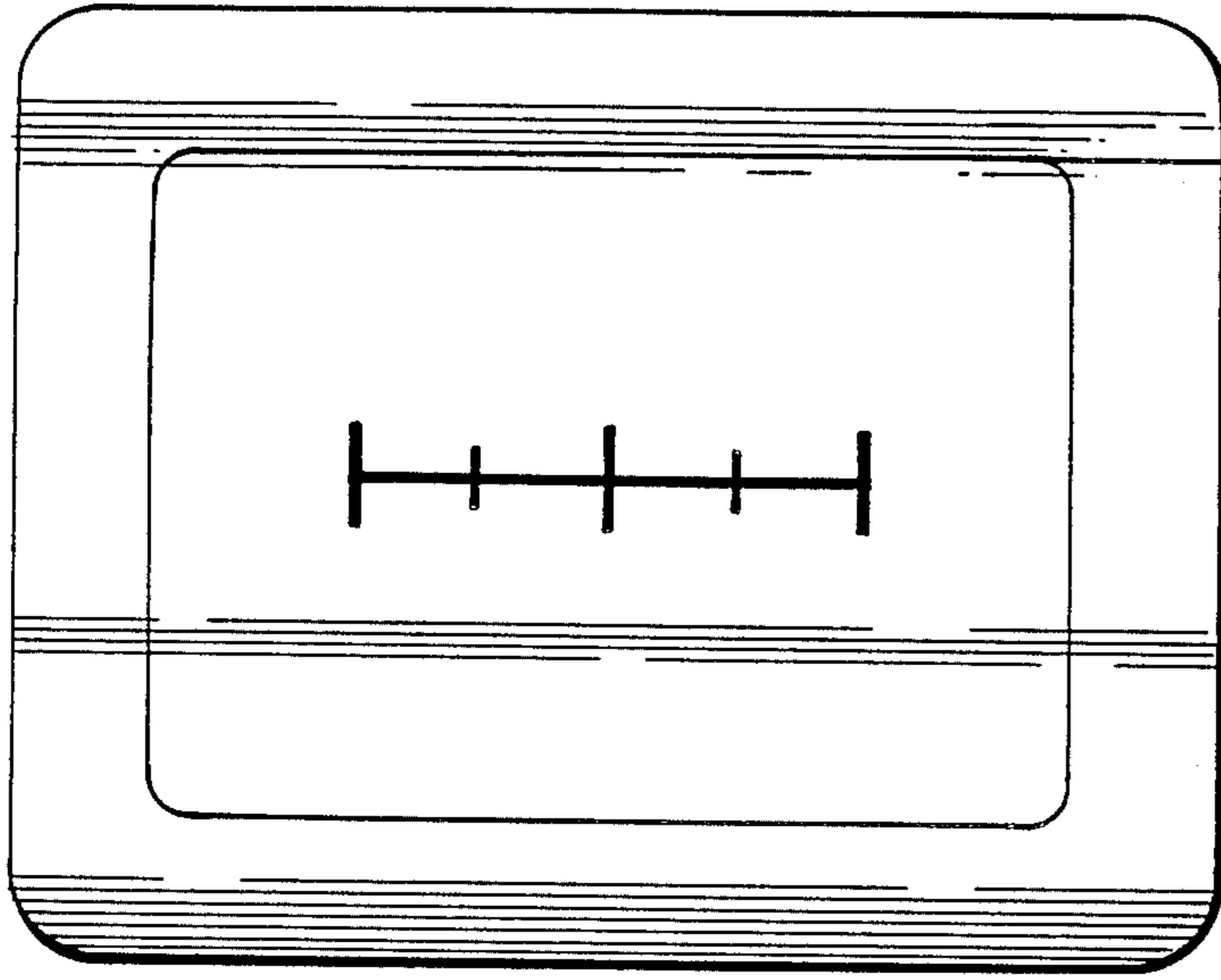


FIG. 1

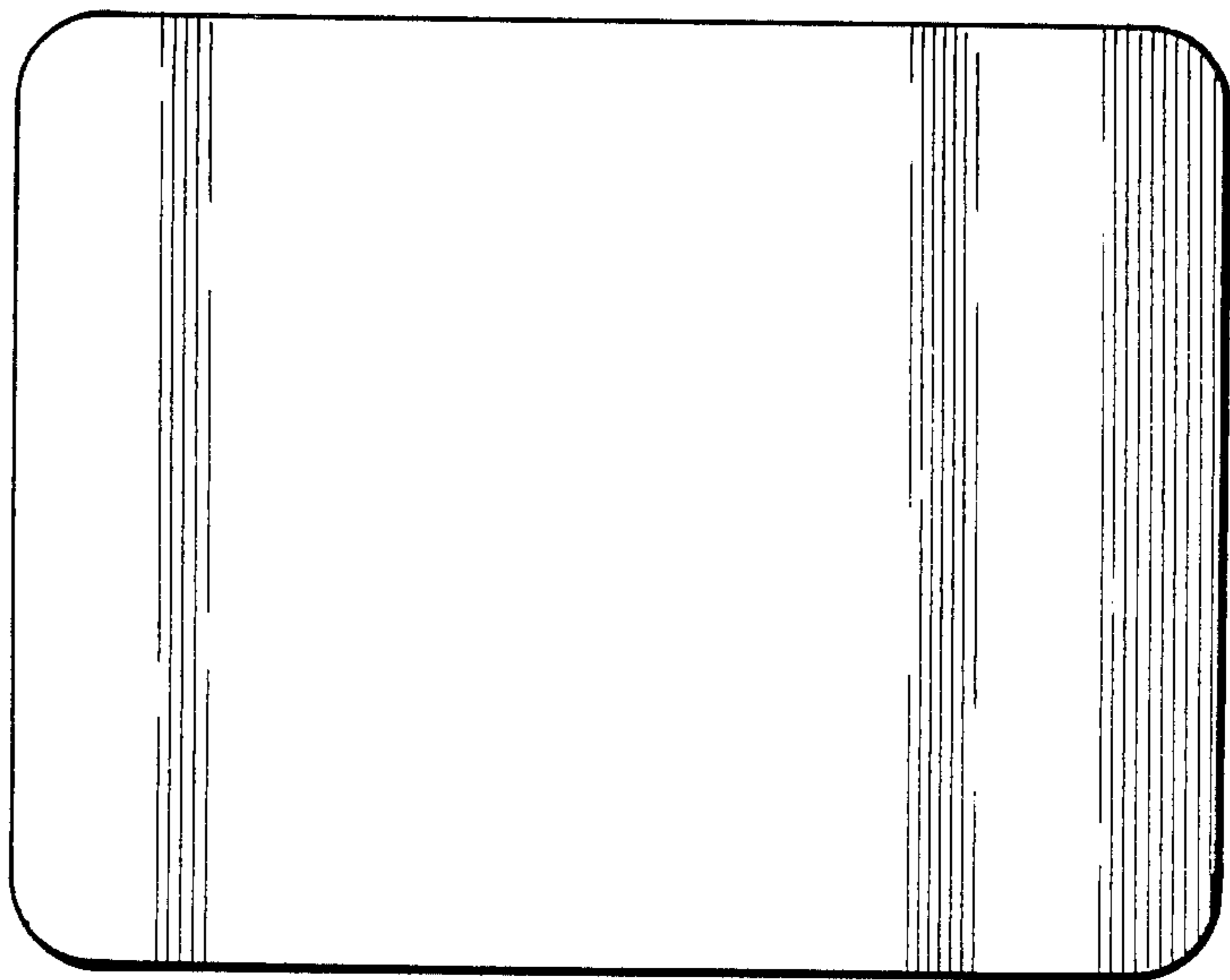


FIG. 2

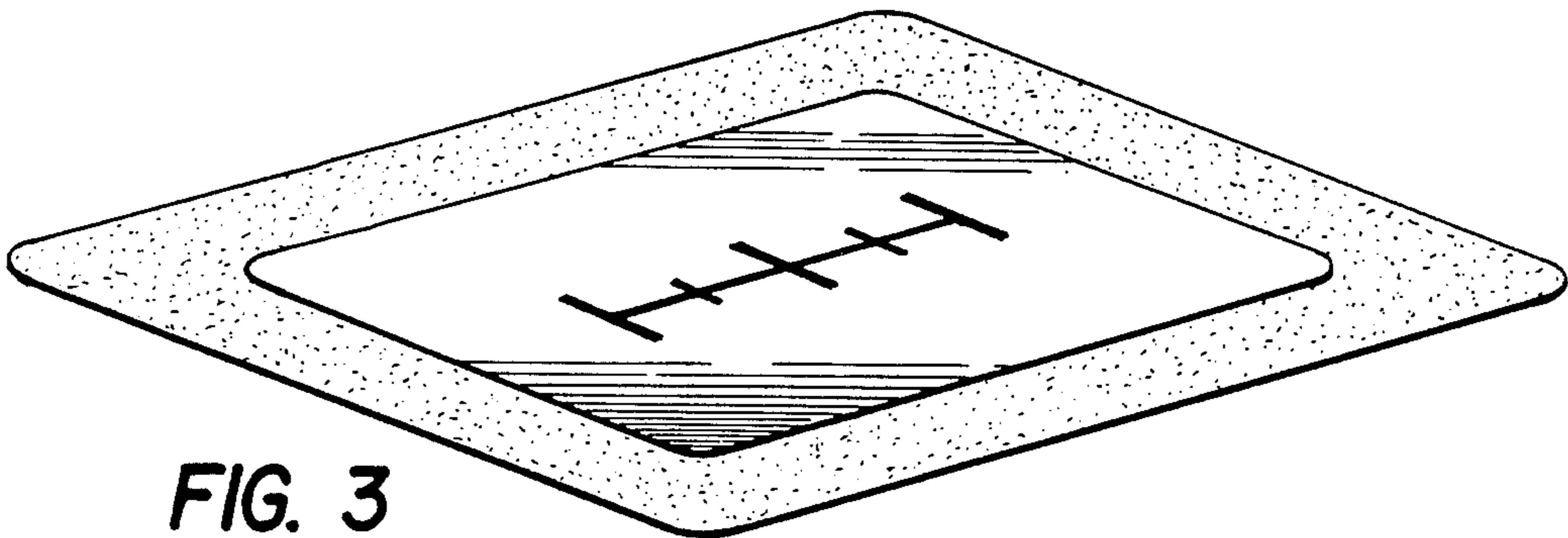


FIG. 3