

[54] COMBINED INSTRUMENT
STERILIZATION AND STORAGE
CONTAINER

4,046,254 9/1977 Kramer 206/370
4,541,992 9/1985 Jerge et al. 422/300
4,551,311 11/1985 Lorenz 422/310 X
4,671,943 6/1987 Wahlquist 422/300

[75] Inventors: Charles R. Jerge, Winston-Salem,
N.C.; Bruce B. Frankel, Crystal
Lake; Karl Zoll, Glenview, both of
Ill.

Primary Examiner—A. Hugo Word
Assistant Examiner—Stella M. Reid
Attorney, Agent, or Firm—Laff, Whitesel, Conte & Saret

[73] Assignee: Hu-Friedy Manufacturing Co., Inc.,
Chicago, Ill.

[57] CLAIM

The ornamental design for a combined instrument ster-
ilization and storage container, substantially as shown
and described.

[**] Term: 14 Years

[21] Appl. No.: 757,632

DESCRIPTION

[22] Filed: Jul. 22, 1985

[52] U.S. Cl. D24/9


[58] Field of Search D24/9; 422/310, 300;
206/368; 210/300

FIG. 1 is a perspective view of a combined instrument
sterilization and storage container showing our new
design in closed position;
FIG. 2 is a top plan view thereof;
FIG. 3 is a front elevational view thereof;
FIG. 4 is a side elevational view thereof;
FIG. 5 is a rear elevational view thereof;
FIG. 6 is a bottom plan view thereof; and
FIG. 7 is a perspective view of the container in its open
position.

[56] References Cited

U.S. PATENT DOCUMENTS

1,639,436 8/1927 Patterson 206/370
3,133,635 5/1964 Gordon et al. 206/366
3,723,061 3/1973 Stahl 206/370 X



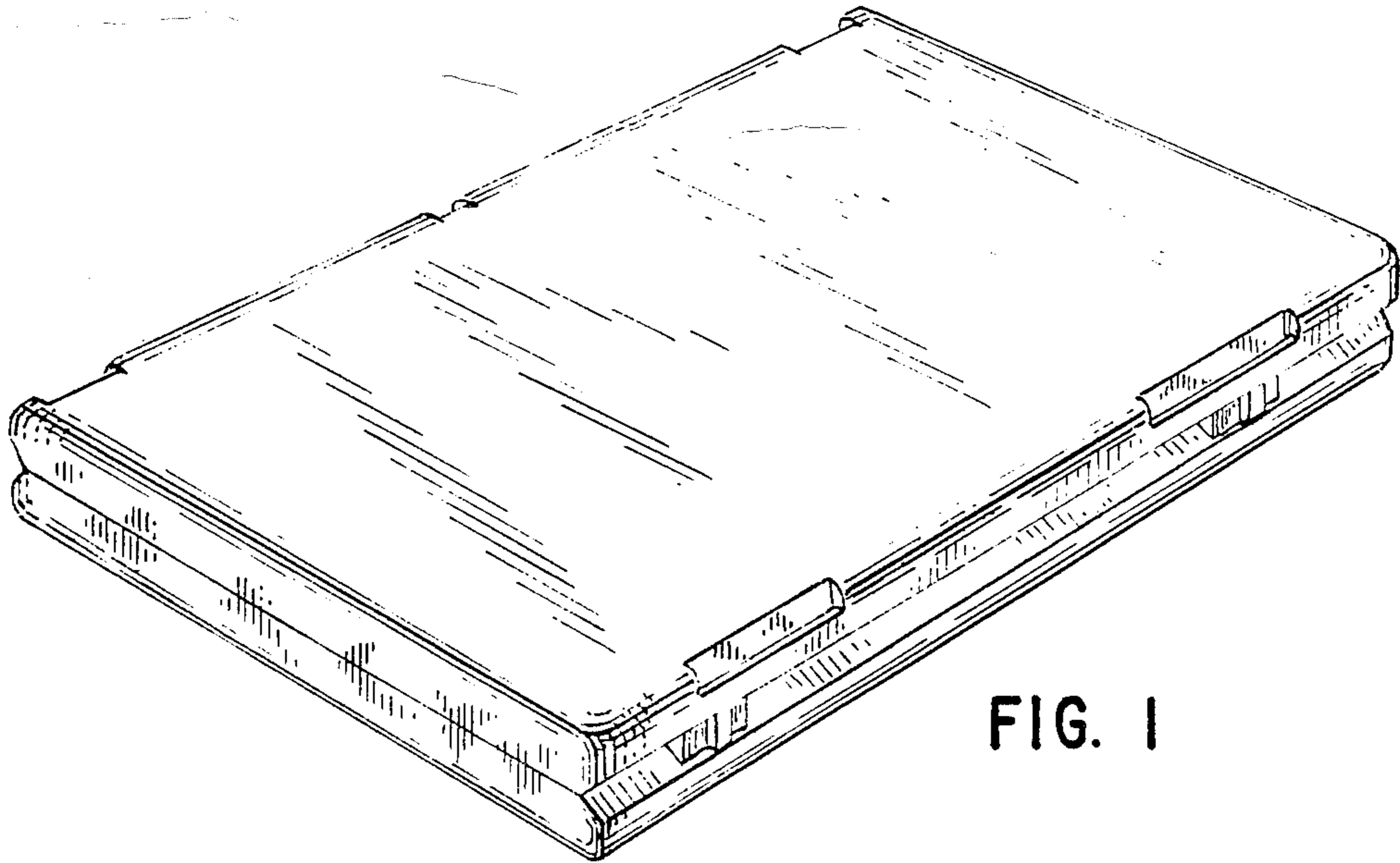


FIG. 1




FIG. 2

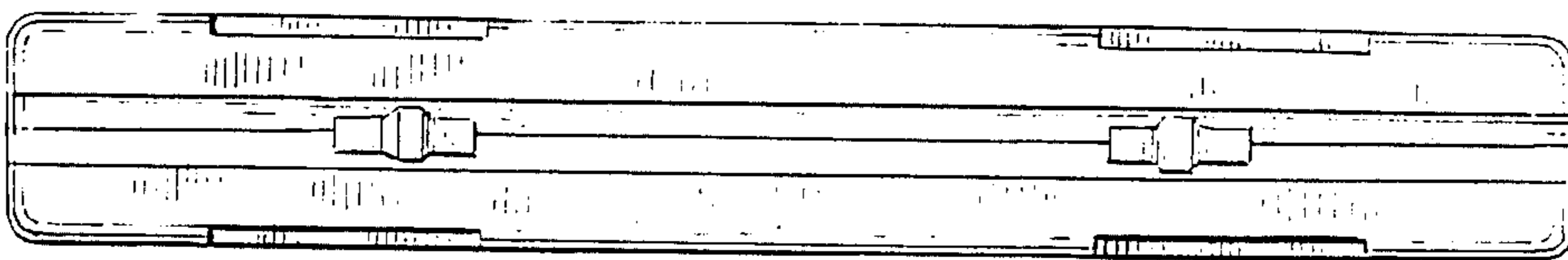


FIG. 3



FIG. 4

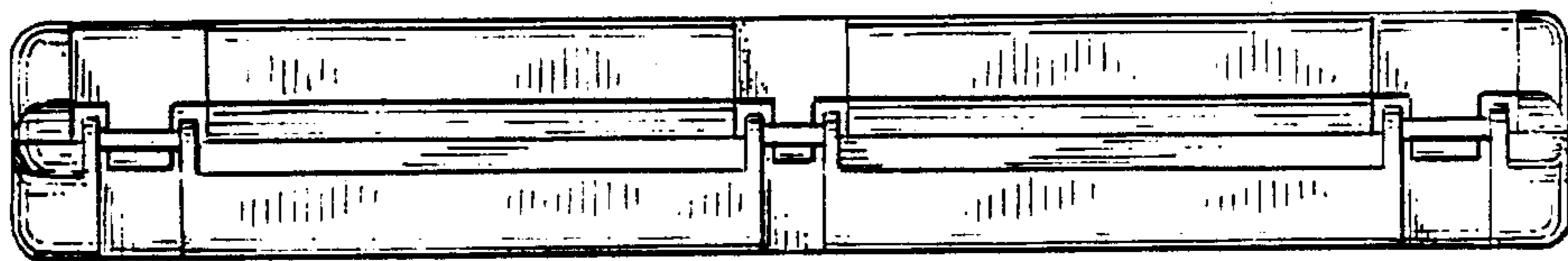


FIG. 5




FIG. 6

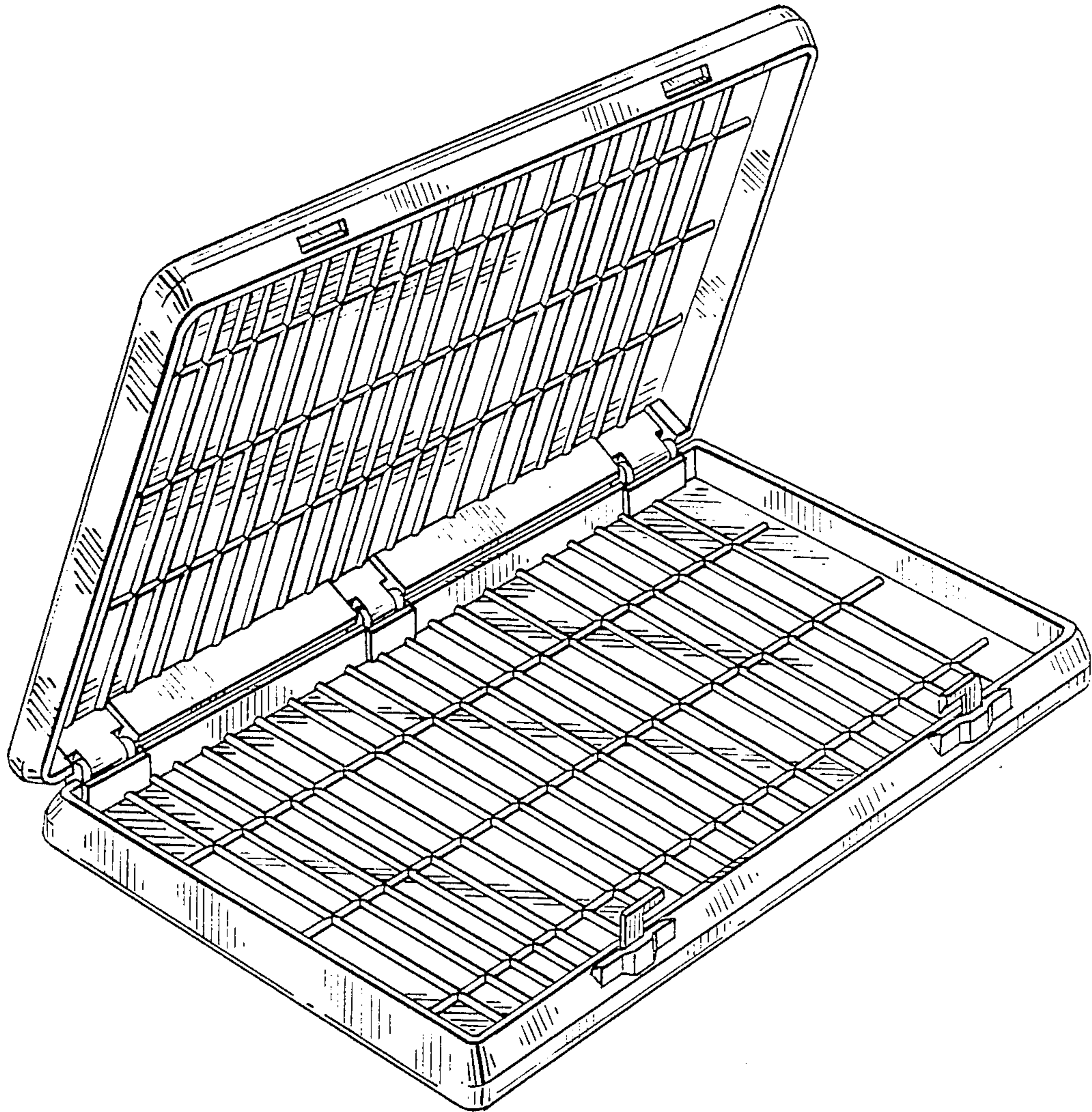


FIG. 7