

[54] TELEPHONE INSTRUMENT

[75] Inventor: John Maliskas, Newtown, Conn.

[73] Assignee: GTE Communication Systems Corporation, Phoenix, Ariz.

[*] Notice: The portion of the term of this patent subsequent to Feb. 23, 2002 has been disclaimed.

[**] Term: 14 Years

[21] Appl. No.: 812,047

[22] Filed: Dec. 23, 1985

[52] U.S. Cl. D14/58; D14/53;62

[58] Field of Search D14/52, 53, 57, 58, D14/63, 62; 379/428, 436, 434, 433, 440, 419

[56] References Cited

U.S. PATENT DOCUMENTS

D. 229,837	1/1974	Genaro et al.	D14/63
D. 274,515	7/1984	Krasmer	D14/58
D. 275,481	9/1984	Foggin et al.	D14/58
D. 275,751	10/1984	Mahan	D14/53
D. 276,046	10/1984	Genaro et al.	D14/60
D. 276,338	11/1984	Pardo	D14/53 X
D. 276,430	11/1984	Isaacs	D14/60
D. 276,431	11/1984	Bartley et al.	D14/60
D. 281,599	12/1985	Goffe et al.	D14/62

D. 283,508	4/1986	Miyake	D14/62 X
D. 284,003	5/1986	Tomura	D14/62 X
D. 284,188	6/1986	Kondo	D14/60 X
D. 285,553	9/1986	Baba et al.	D14/53 X
D. 286,042	10/1986	Fukutoni	D14/53
D. 286,876	11/1986	Nugas et al.	D14/57 X
D. 289,642	5/1987	Kaku	D14/57 X

OTHER PUBLICATIONS

B. A. Pargh Co. Inc., Catalog 1985 Spring: p. 250, "CODE-A-PHONE", 8410c, 8420c; p. 256, Unitech AFF10; p. 258, CODE-A-PHONE, 8415c; p. 260, UNIDEN, EN040; TeleConcepts, 036212; p. 241, Panasonic, EXD4130.

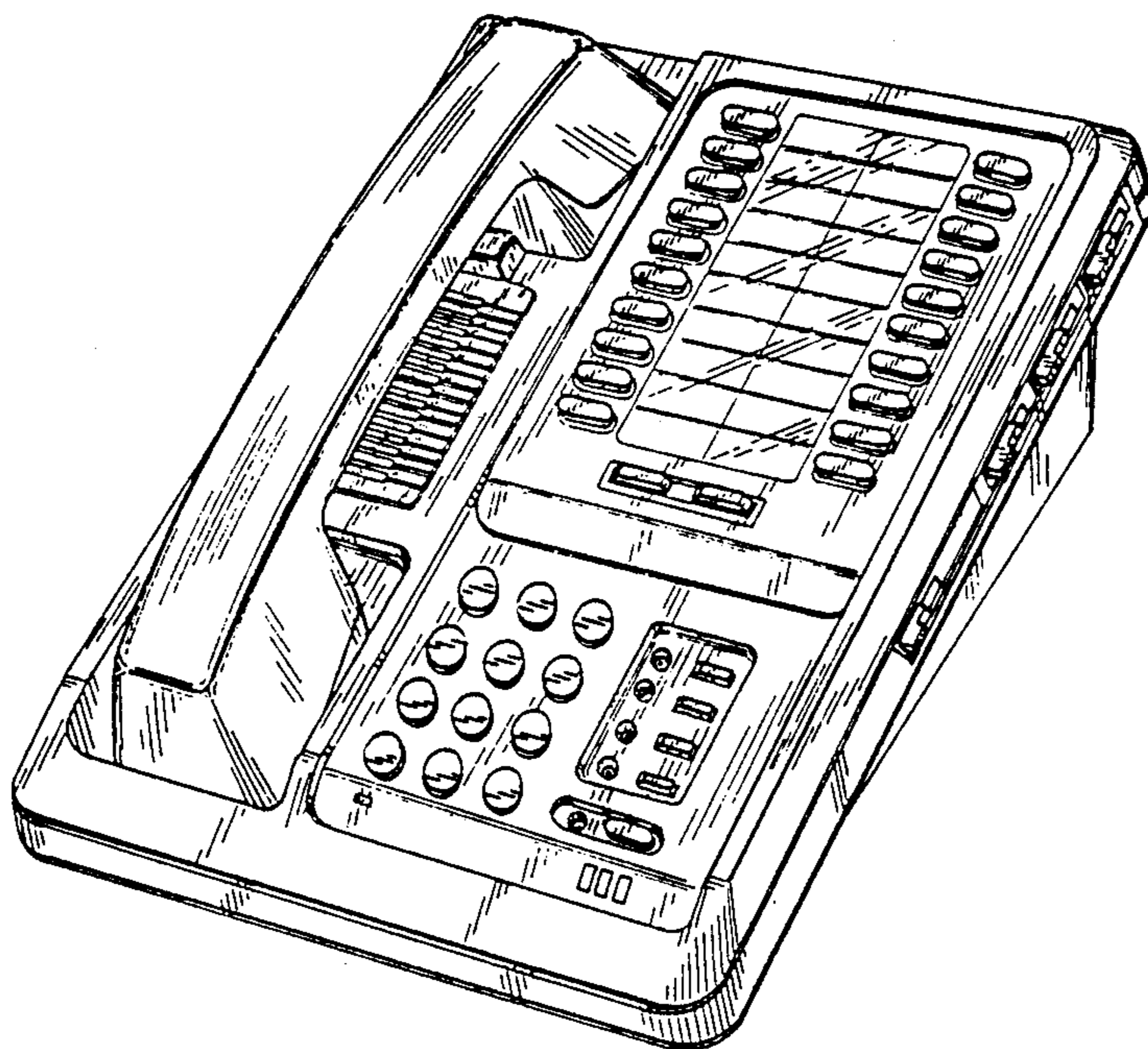
Primary Examiner—Wallace R. Burke
Assistant Examiner—Horace B. Fay, Jr.
Attorney, Agent, or Firm—Robert J. Black

[57] CLAIM

The ornamental design for a telephone instrument, as shown and described.

DESCRIPTION

FIG. 1 is a front, top and right side perspective of a telephone instrument showing my new design;
FIG. 2 is a top plan view thereof;
FIG. 3 is a right side elevational view, the side opposite having substantially a mirror image thereof, except for the omission of the four side button.
FIG. 4 is a rear elevational view thereof.



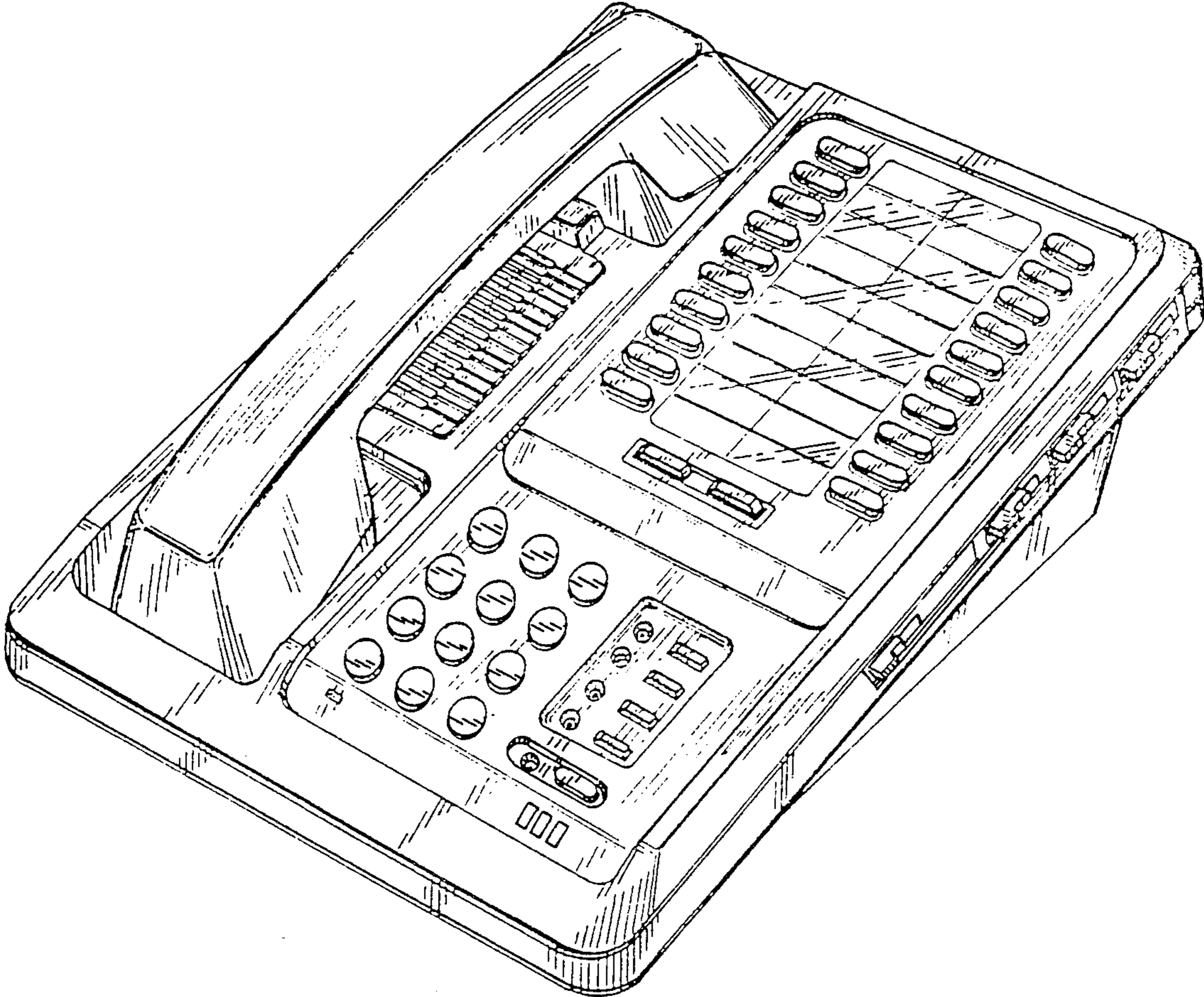


FIG. 1

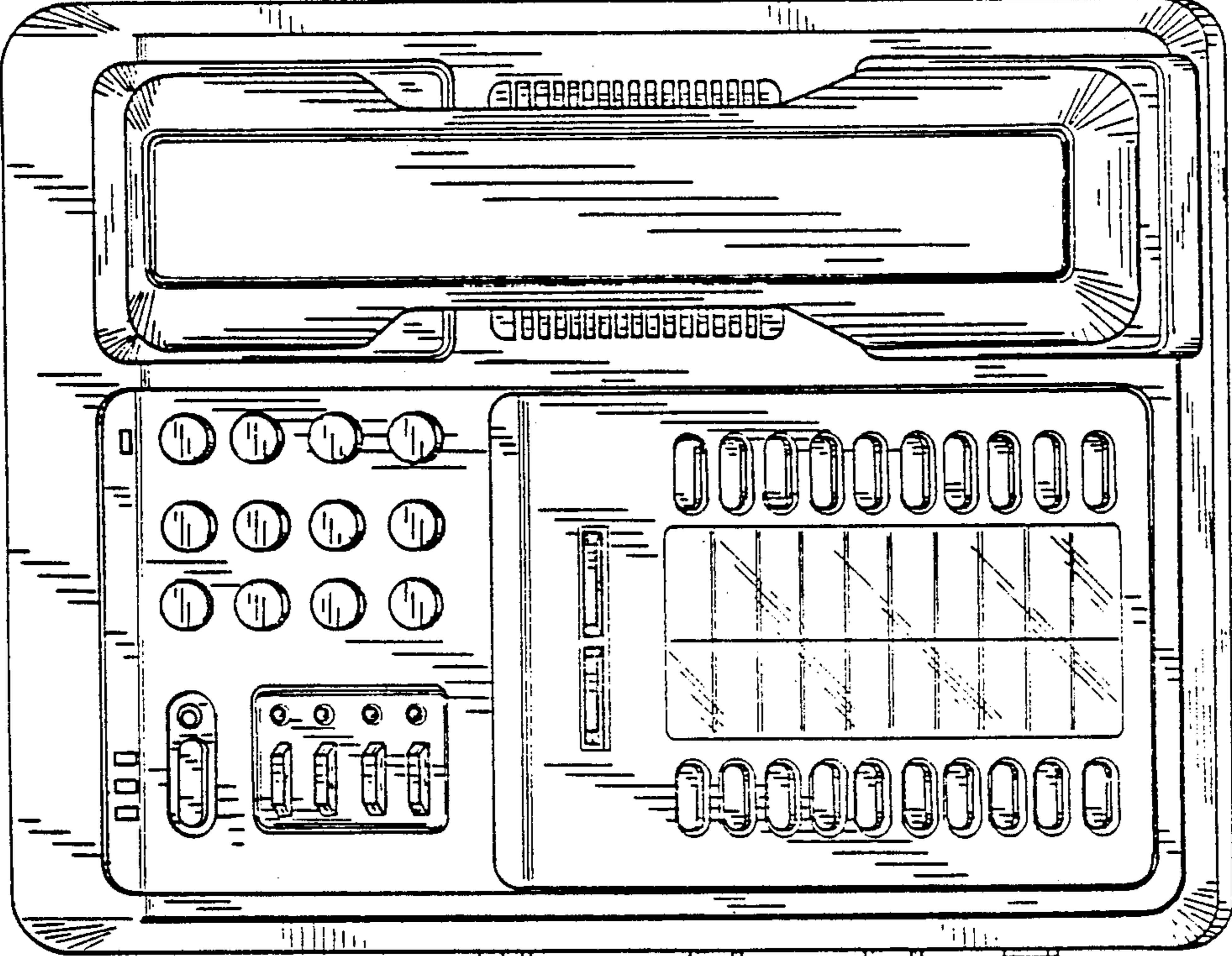


FIG. 2




FIG. 3

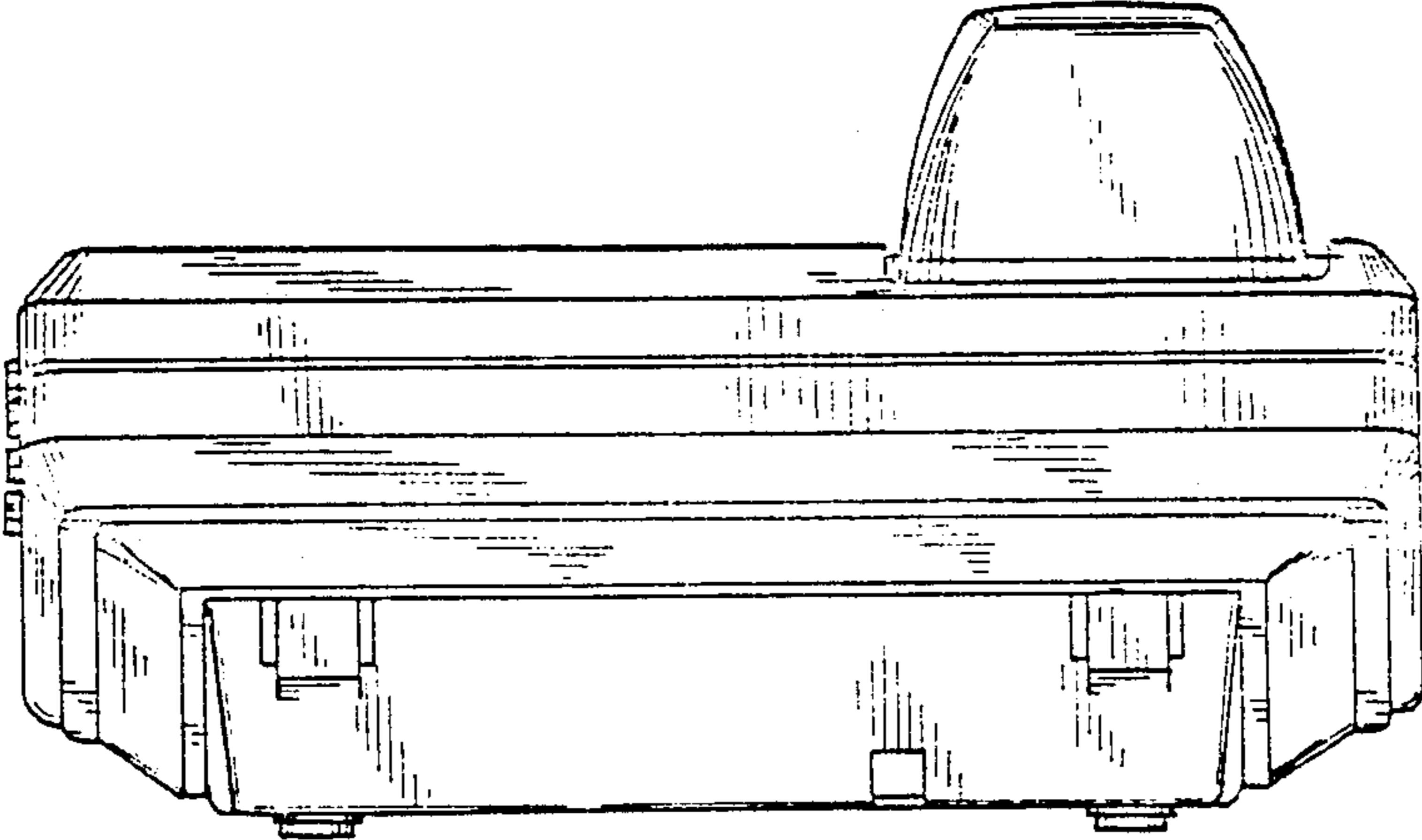


FIG. 4