

[54] AIRCRAFT

[75] Inventors: Janusz Stalony-Dobrzanski, Calabasas; Everest E. Riccioni, Rancho Palos Verdes; Robert V. Dunkason, Torrance, all of Calif.

[73] Assignee: Northrop Corporation, Hawthorne, Calif.

[\*\*] Term: 14 Years

[21] Appl. No.: 702,156

[22] Filed: Feb. 15, 1985

[52] U.S. Cl. .... D12/342; D12/319; D12/331

[58] Field of Search ..... D12/319, 342, 333, 331, D12/332, 334; 244/52, 15, 12.4, 230

[56] References Cited

U.S. PATENT DOCUMENTS

- 2,928,238 3/1960 Hawkins, Jr. .... 244/52
- 3,642,234 2/1972 Kamber et al. .... 244/45 A
- 4,161,300 7/1979 Schwaerzler et al. .... 244/45 A

FOREIGN PATENT DOCUMENTS

3244050 7/1984 Fed. Rep. of Germany .... 244/12.4

OTHER PUBLICATIONS

Popular Mechanics, Nov. 1983, p. 76, French ACX.

Primary Examiner—James M. Gandy

Assistant Examiner—Kay H. Chin

Attorney, Agent, or Firm—Terry J. Anderson

[57] CLAIM

The ornamental design for an aircraft, as shown and described.

DESCRIPTION

FIG. 1 is a top perspective view of an aircraft showing our new design;


FIG. 2 is a bottom perspective view thereof;

FIG. 3 is a top plan view thereof;

FIG. 4 is a front elevation view thereof;

FIG. 5 is a rear elevation view thereof;

FIG. 6 is a left side elevation view thereof, the right side elevation view being a mirror image of that shown.



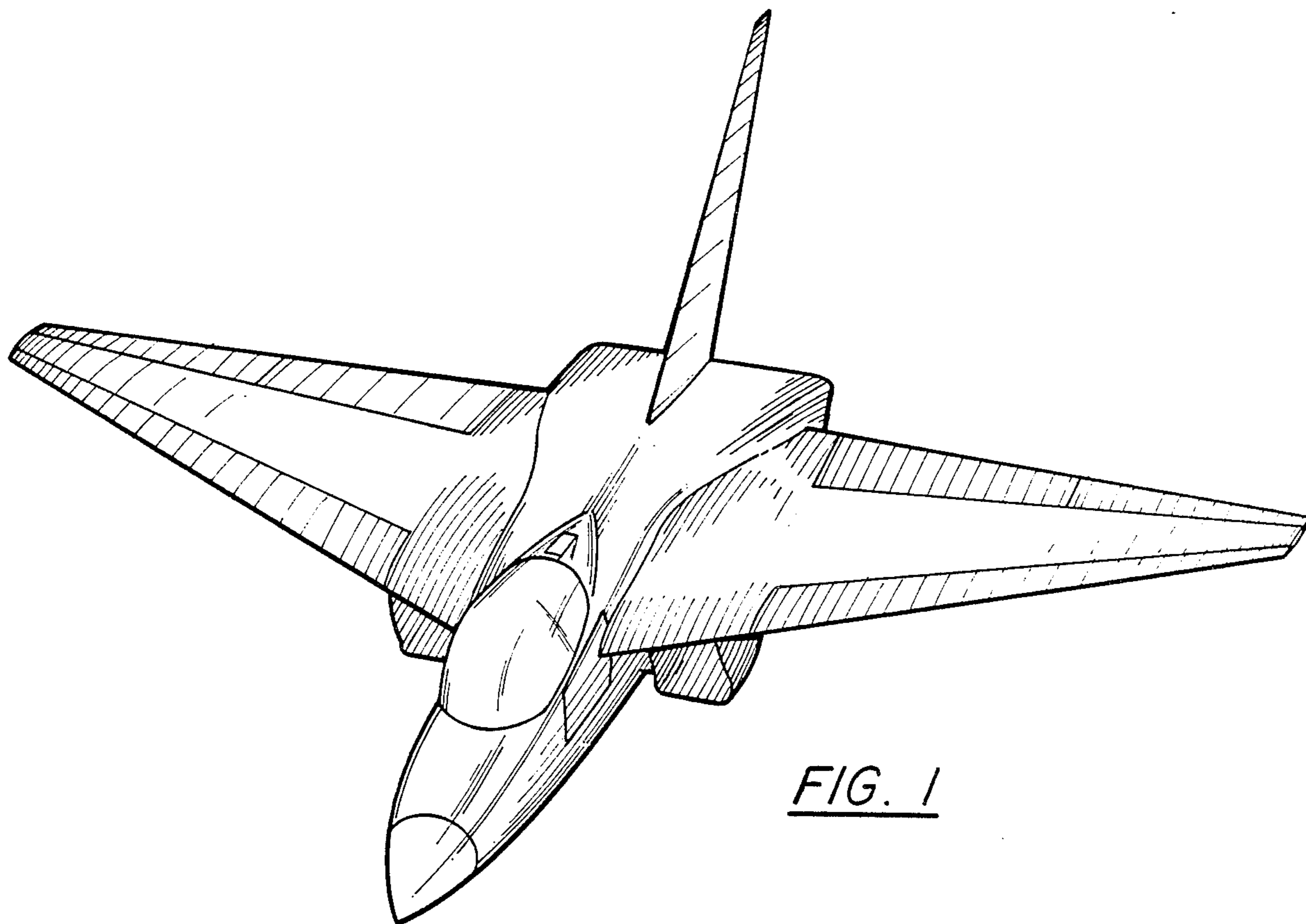


FIG. 1

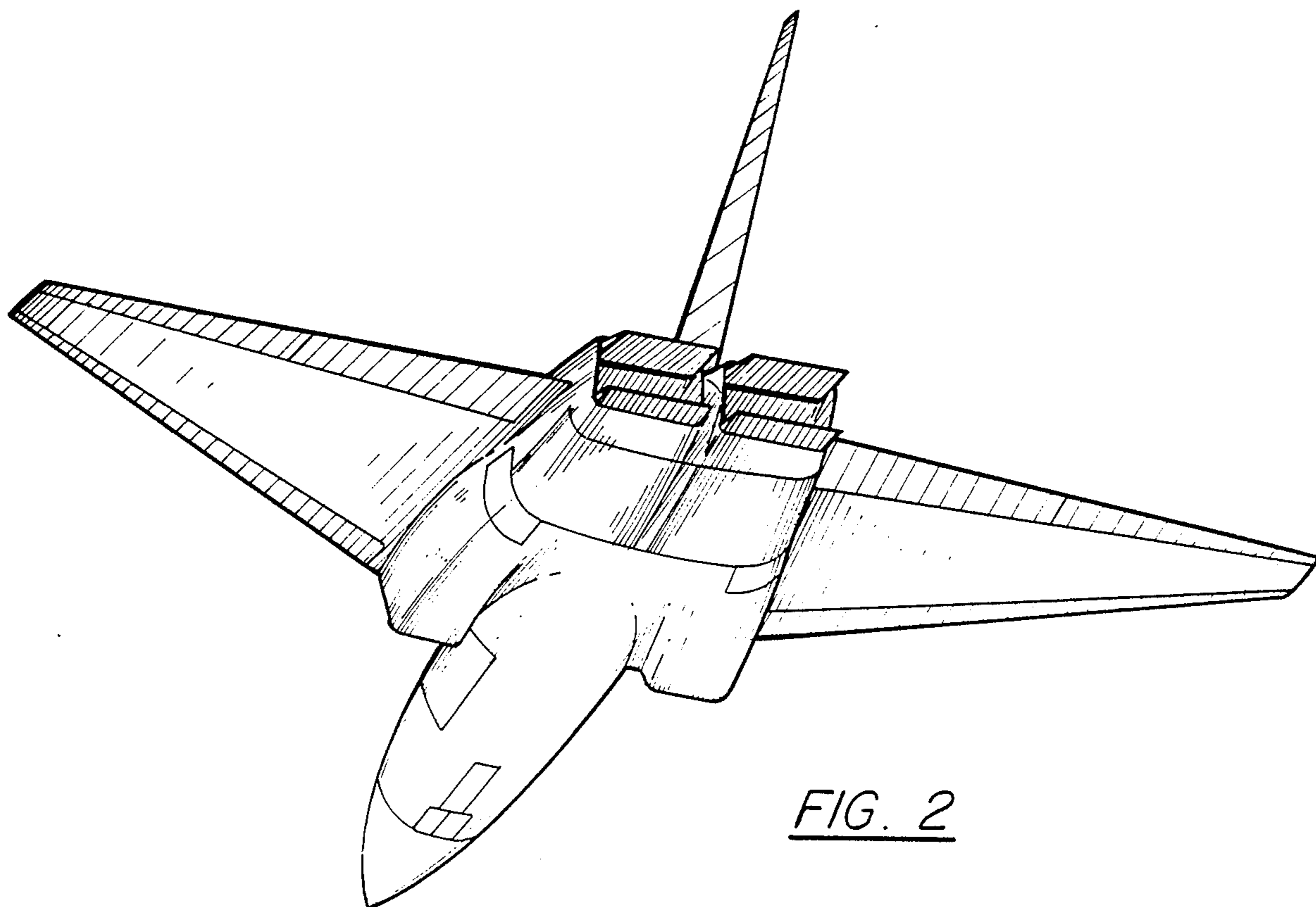


FIG. 2

FIG. 3


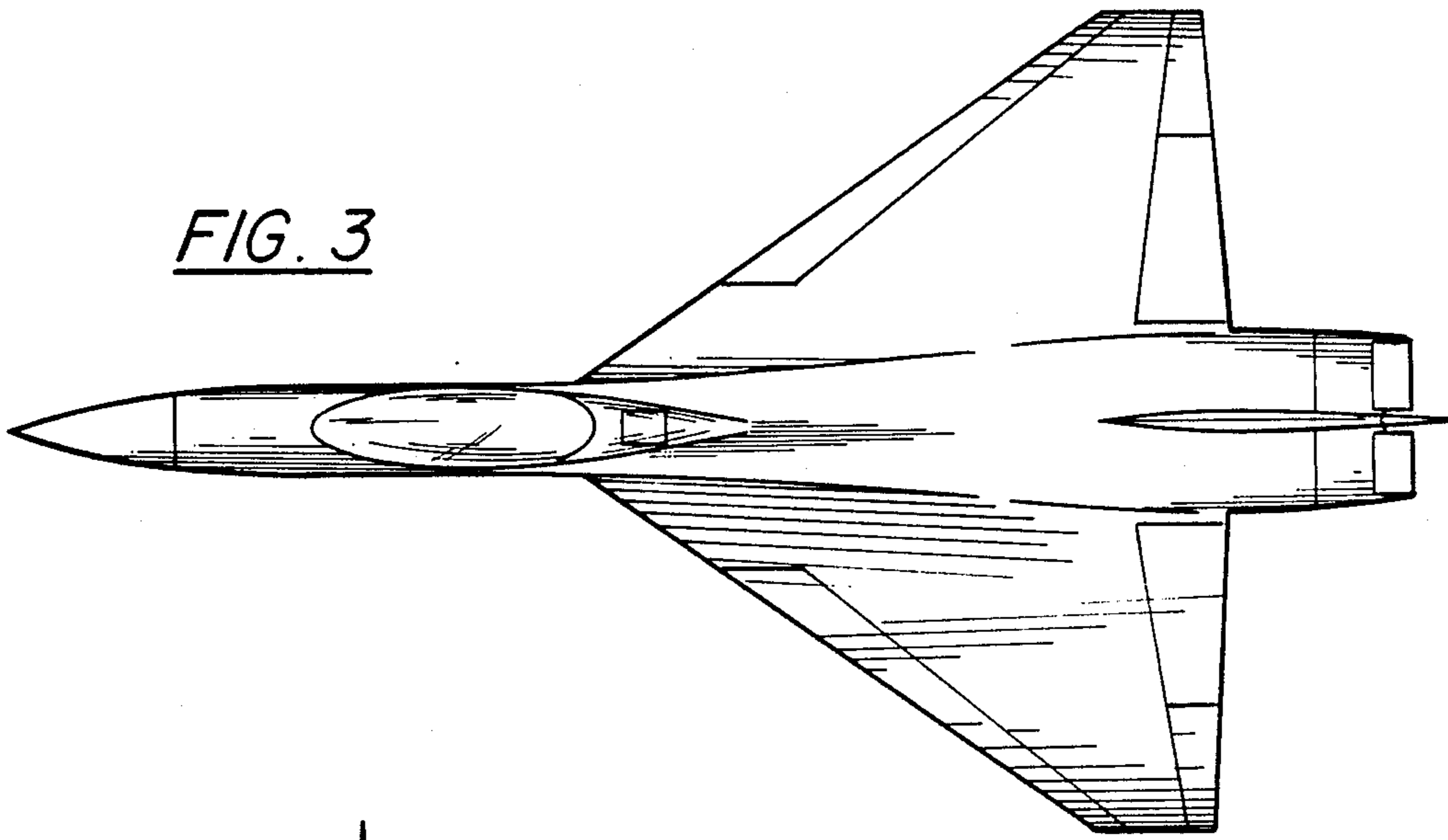


FIG. 4




FIG. 5

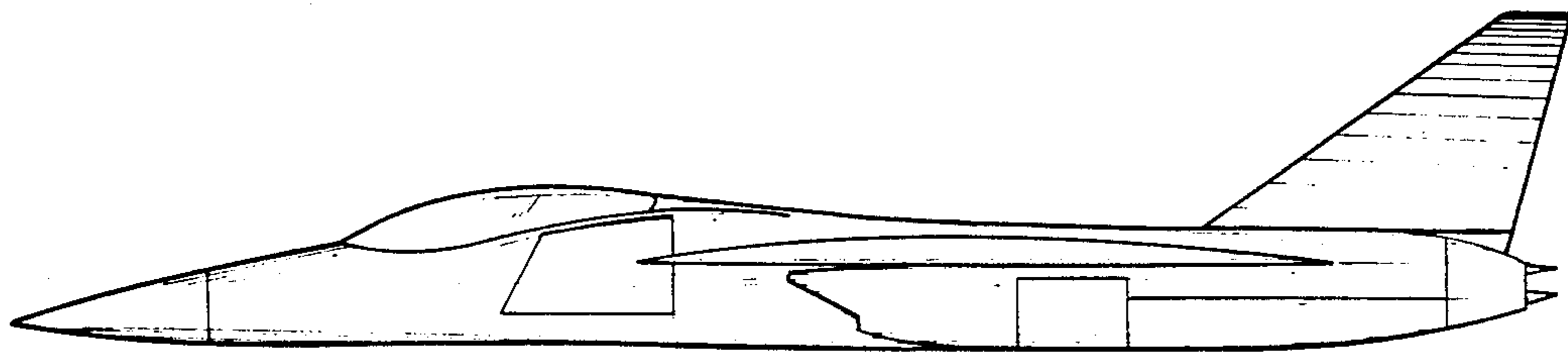


FIG. 6