

[54] VEHICLE TIRE

[75] Inventor: Silvana Hinrichsen, Rome, Italy

[73] Assignee: The Firestone Tire & Rubber Company, Akron, Ohio

[**] Term: 14 Years

[21] Appl. No.: 857,772

[22] Filed: Apr. 25, 1986

[30] Foreign Application Priority Data

Jan. 24, 1986 [IT] Italy 52887/86[U]
[52] U.S. Cl. D12/147
[58] Field of Search D12/141-143,
D12/146-151; 152/209 R, 209 B, 209 D

[56] References Cited

U.S. PATENT DOCUMENTS

D. 261,497 10/1981 Baus et al. D12/147
D. 261,878 11/1981 Baus et al. D12/147
D. 262,102 12/1981 Baus et al. D12/147
D. 288,680 3/1987 Wallet D12/147
D. 288,917 3/1987 Wallet D12/147
4,308,083 12/1981 Toth, Jr. 156/129
4,503,898 3/1985 Hitzky 152/209 R

FOREIGN PATENT DOCUMENTS

2948479 of 0000 Fed. Rep. of Germany .

OTHER PUBLICATIONS

1985 Tread Design Guide, Cordovan Grand Prix radial G/T 60/GT70/Grand Prix Ultra GTX 65 Series, p. 19.
1985 Trend Design Guide, Dunlop G/T qualified (H rated) radial, second row far left, p. 26.
1985 Tread Design Guide, General XP 2000/XP 2000H, third row, center and adjacent, p. 33.
1985 Tread Design Guide, Goodyear Eagle VR, row 1 far right, p. 36.
Tire Review, 4/85, p. 10, Dunlop G/T Qualifier V tire, lower right side of page.

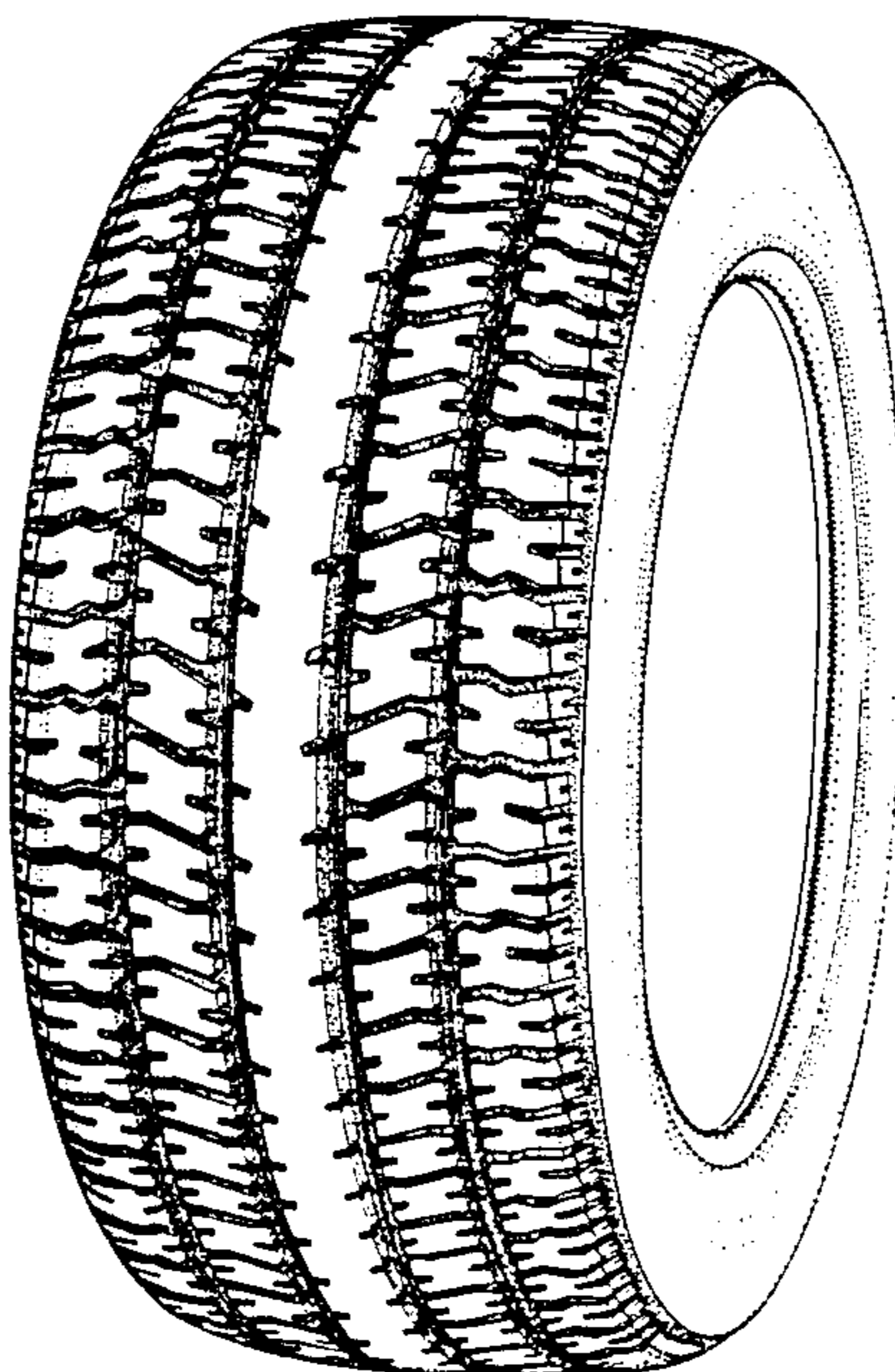
Primary Examiner—James M. Gandy
Attorney, Agent, or Firm—Ernst H. Ruf

[57] CLAIM

The ornamental design for a vehicle tire, as shown and described.

DESCRIPTION

FIG. 1 is a perspective view of a tire embodying my new design, it being understood that the pattern is repeated throughout the circumference of the tire, the opposite side being substantially the same as that shown. FIG. 2 is a front elevational view thereof. FIG. 3 is a side elevational view thereof.



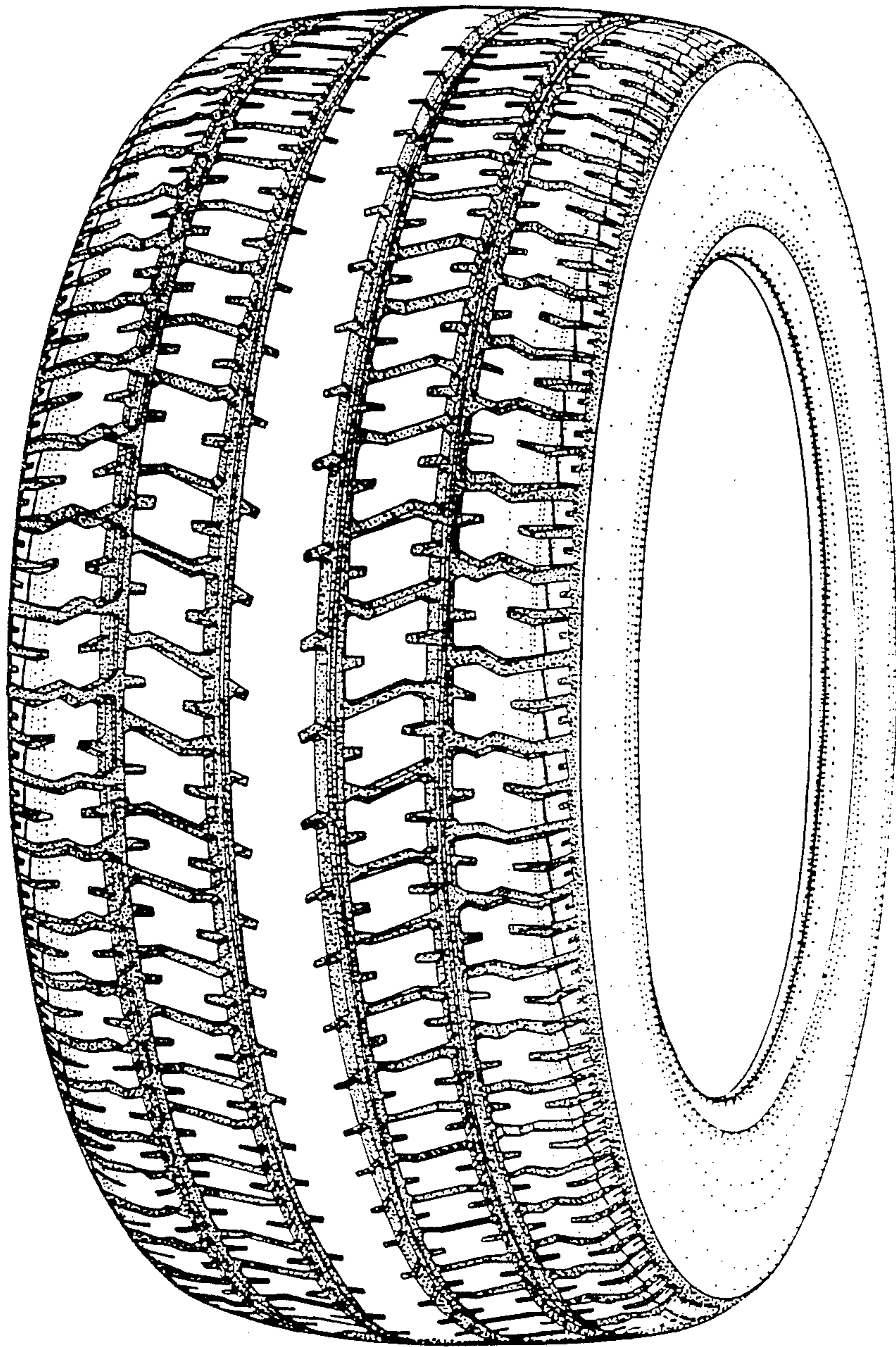


FIG. 1

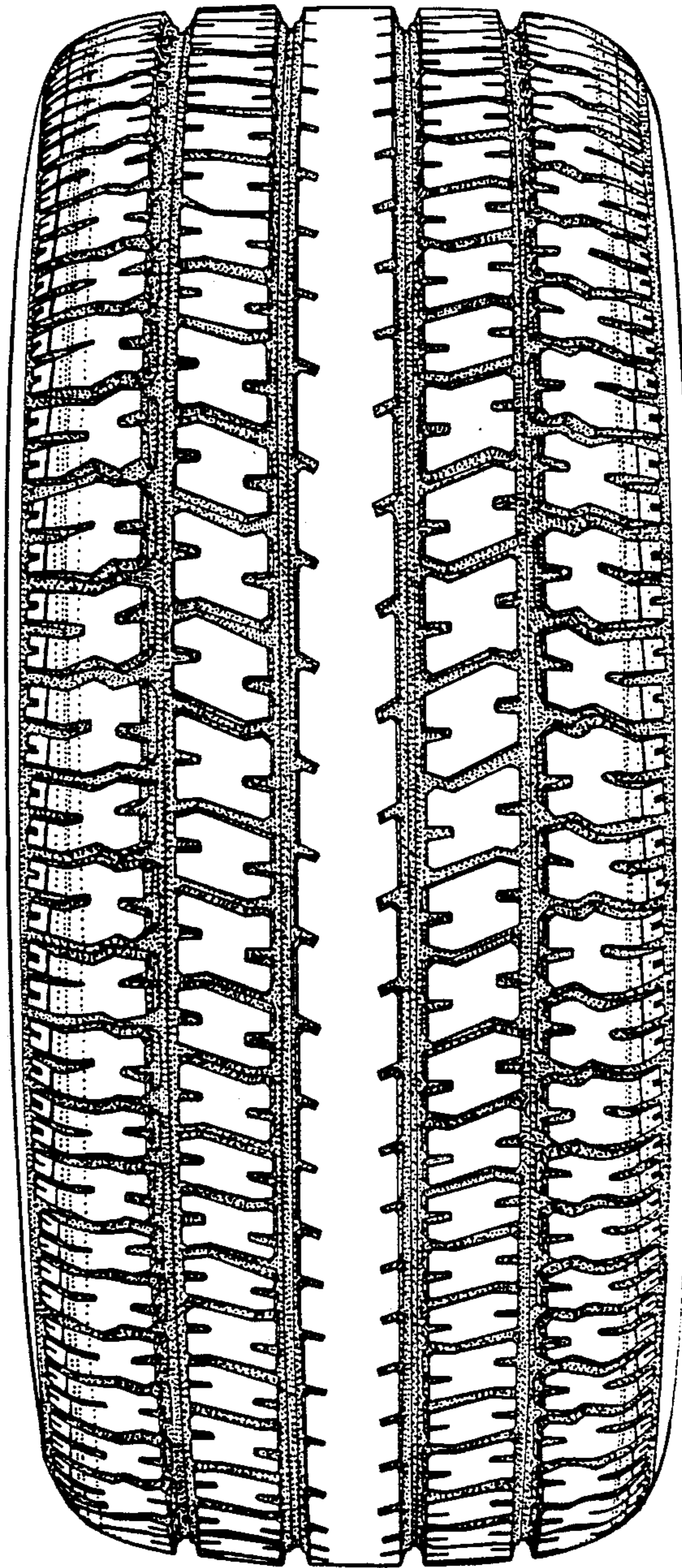


FIG. 2

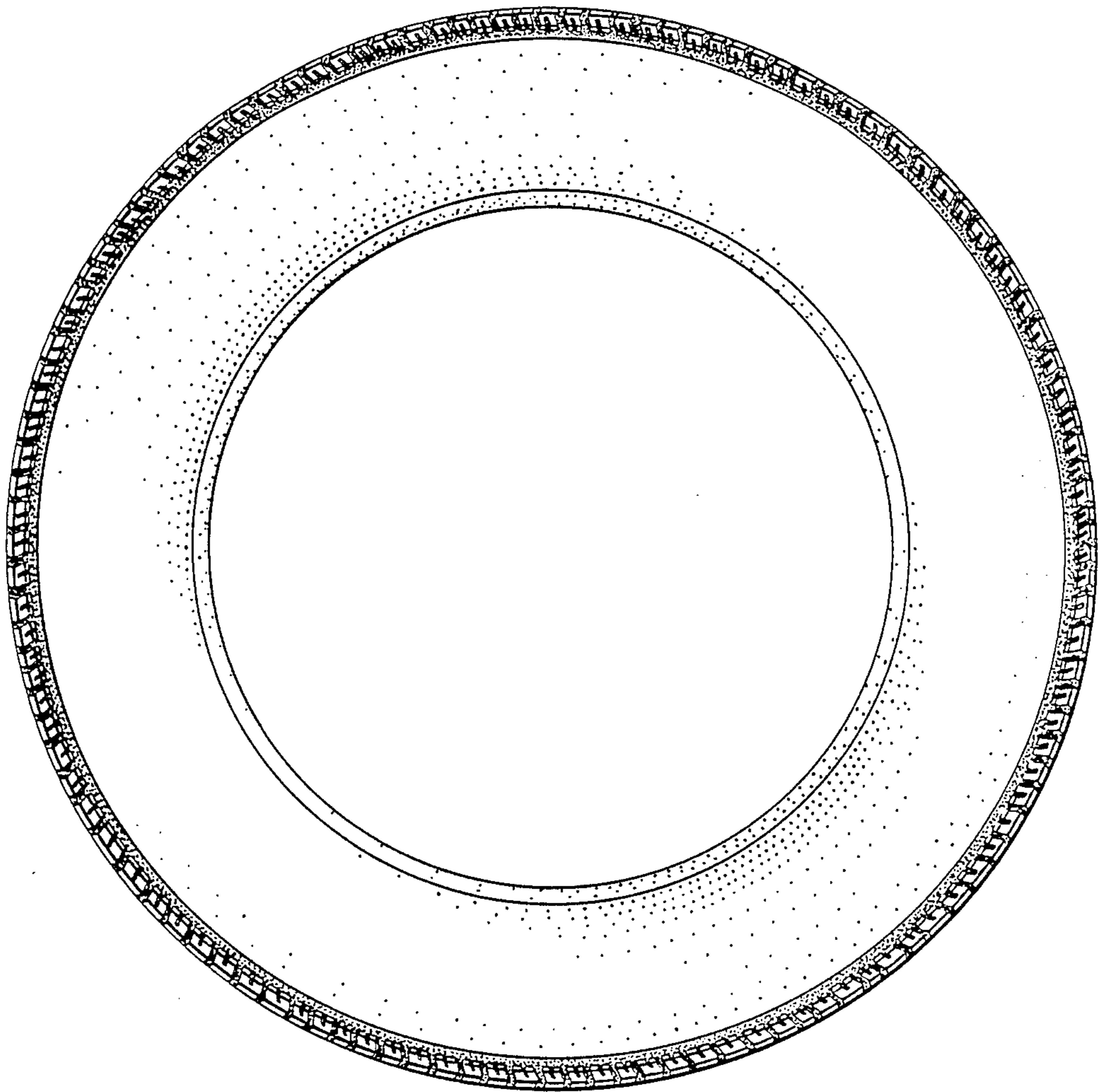


FIG. 3