

[54] TIRE
 [75] Inventor: Randall R. Brayer, Uniontown, Ohio
 [73] Assignee: The Goodyear Tire & Rubber Company, Akron, Ohio
 [**] Term: 14 Years
 [21] Appl. No.: 844,995
 [22] Filed: Mar. 18, 1986
 [52] U.S. Cl. D12/146
 [58] Field of Search D12/141-143, D12/146-151, 137, 138; 152/209 R, 209 B, 209 D

4,424,844 1/1984 Fontaine 152/209 R
 4,481,991 11/1984 Pieper 152/209 R

FOREIGN PATENT DOCUMENTS

7923582 8/1979 Fed. Rep. of Germany .
 8137115.2 7/1982 Fed. Rep. of Germany .
 D997992 2/1981 United Kingdom .
 D1013023 5/1983 United Kingdom .
 D1014535 1/1984 United Kingdom .
 D1018020 6/1984 United Kingdom .
 D1020115 11/1984 United Kingdom .

OTHER PUBLICATIONS

1984 Tread Design Guide, p. 38, Goodyear Eagle VR Tire, second row down from top & second tire in from right side of page.
 Automobile Revue, Sep. 12, 1985, advertisement for Kleber C14-C24-M & S.

Primary Examiner—James M. Gandy
 Attorney, Agent, or Firm—L. R. Drayer

[56] References Cited
 U.S. PATENT DOCUMENTS

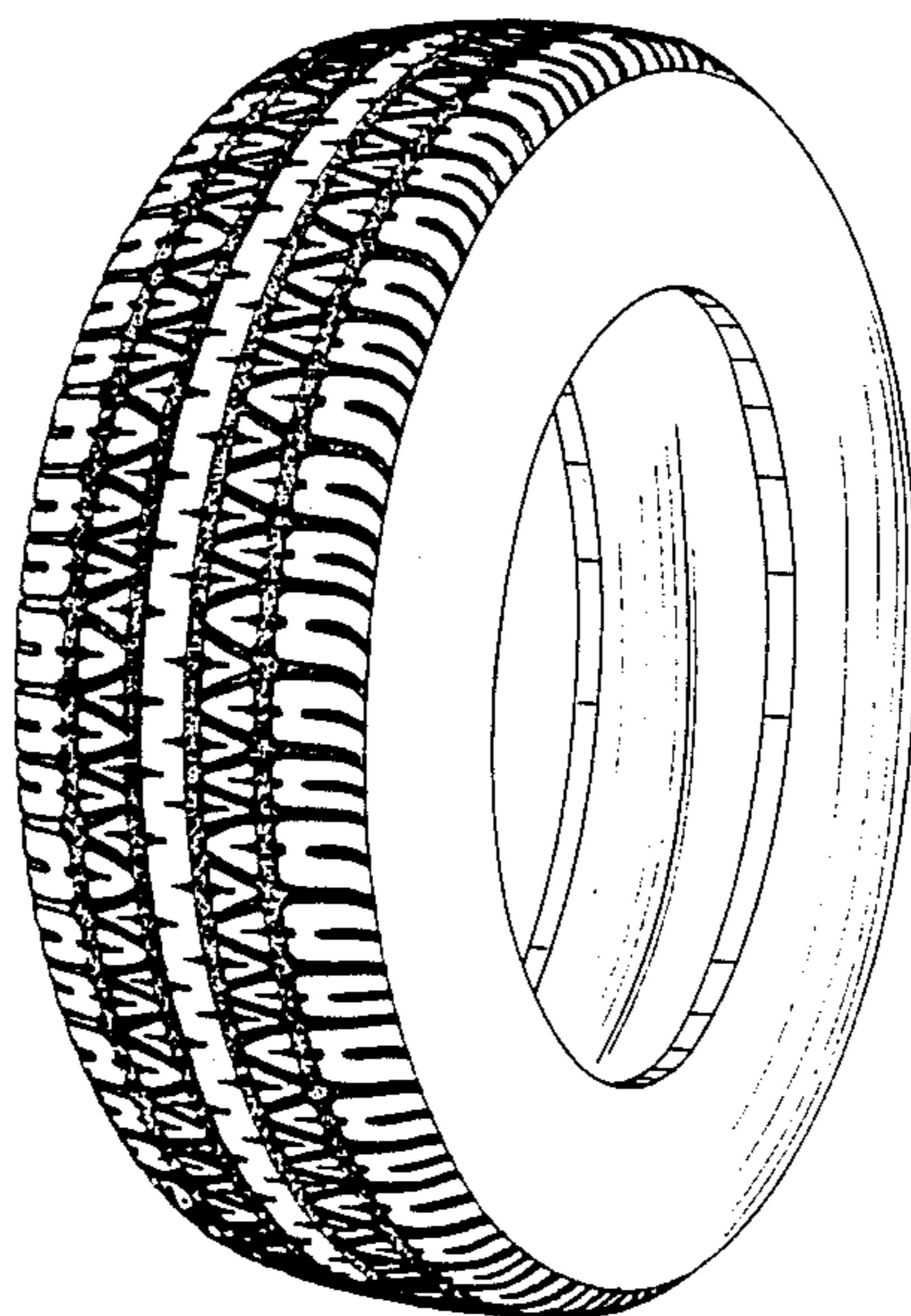
D. 52,731 12/1918 Edwards D12/138
 D. 59,655 11/1921 Hotchkiss D12/138
 D. 72,102 3/1927 Leopold, Jr. D12/138
 D. 75,311 5/1928 Werner D12/138
 D. 215,396 9/1969 Pond D12/146
 D. 266,919 11/1982 Bennett D12/146
 D. 267,938 2/1983 Grenie D12/147
 D. 270,150 8/1983 Grenie D12/147
 D. 273,000 3/1984 Takehara D12/147
 D. 275,472 9/1984 Hisatomi et al. D12/138
 D. 283,700 5/1986 Schoonhoven D12/147
 D. 283,703 5/1986 Schoonhoven D12/147
 D. 287,351 12/1986 Cain D12/147
 D. 288,307 2/1987 Ono D12/146
 D. 288,548 3/1987 Kojima et al. D12/147
 D. 291,793 9/1987 Clemens D12/147
 3,998,256 12/1976 Verdier 152/209 R
 4,383,568 5/1983 Pieper 152/209 R

[57] CLAIM

The ornamental design for a tire, as shown and described.

DESCRIPTION

FIG. 1 is a perspective view of a tire showing my new design it being understood that the tread pattern is repeated throughout the circumference of the tire, the opposite side being substantially the same as that shown; FIG. 2 is a front elevational view thereof; FIG. 3 is a side elevational view thereof; and FIG. 4 is an enlarged fragmentary front elevational view thereof.



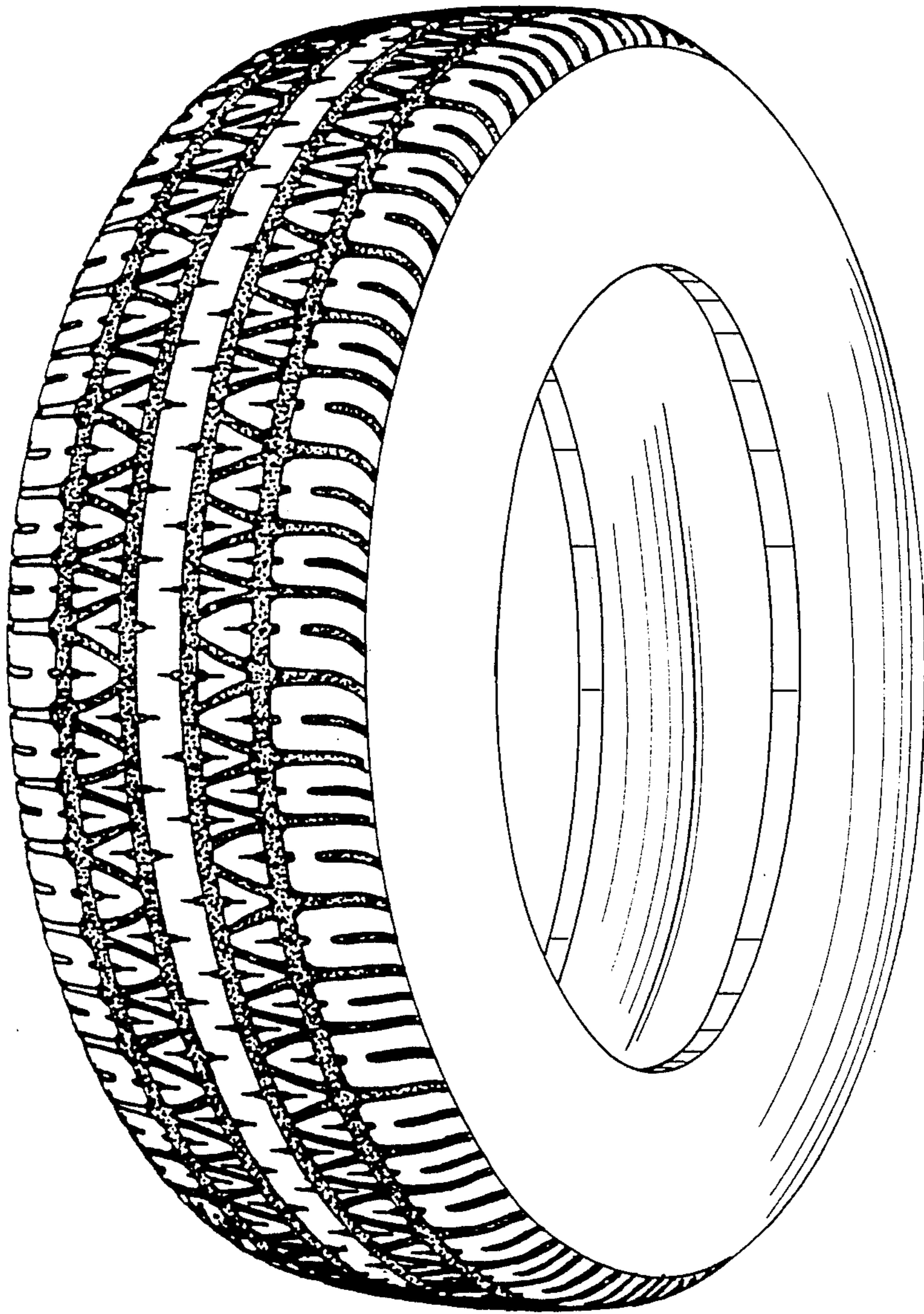


FIG. 1




FIG. 2




FIG.3

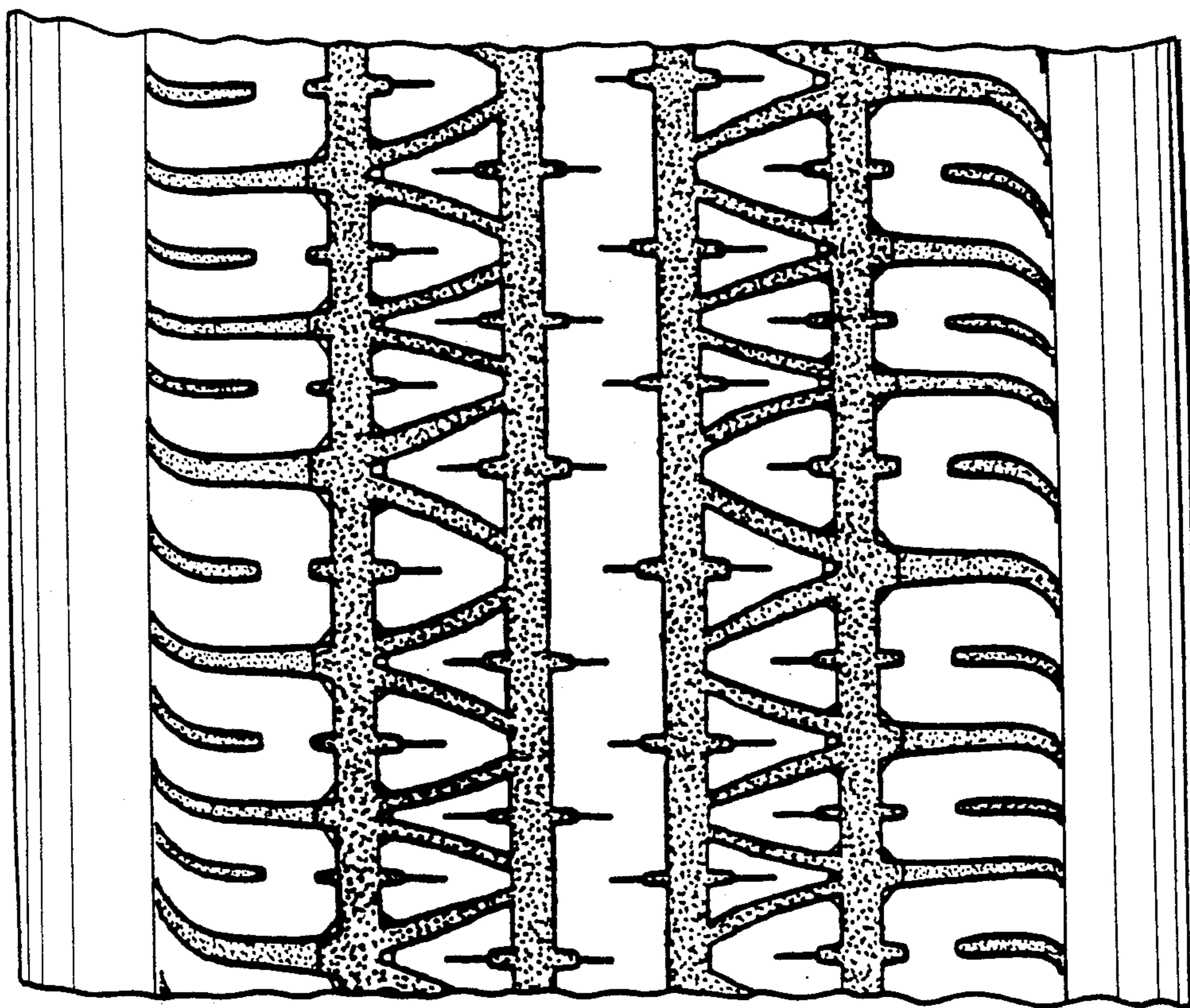


FIG. 4