

[54] GARDEN TOOL HANDLE

[75] Inventor: Mark Vosbikian, Medford, N.J.

[73] Assignee: Hardware and Industrial Tool Co., Inc., Cinnaminson, N.J.

[**] Term: 14 Years

[21] Appl. No.: 849,726

[22] Filed: Sep. 12, 1984

[52] U.S. Cl. D8/10; D8/107

[58] Field of Search D8/1, 4-12, D8/14, 30, 82-83, 107, 300, 301, 303, 307, DIG. 7; 16/110 R, 110 A, 110.5, 111, 116 R, 125; 30/340-344; 172/371; 294/57, 58; 15/326 R

[56] References Cited

U.S. PATENT DOCUMENTS

D. 278,966	5/1985	Anaya	D8/10
413,640	10/1889	Avery	16/110 A
2,521,463	9/1950	Kircher	16/110 A
2,798,247	7/1957	Sladky et al.	16/110 A
4,481,689	11/1984	Westmoreland	D8/107 X

FOREIGN PATENT DOCUMENTS

567440 12/1923 France 16/110 A

OTHER PUBLICATIONS

Knife Handle—"Paring", left column, p. 642, Ham-macher Schlemmer & Co. Catalogue, 1914. Better Homes & Gardens, Apr. 1973, p. 123, Utensils.

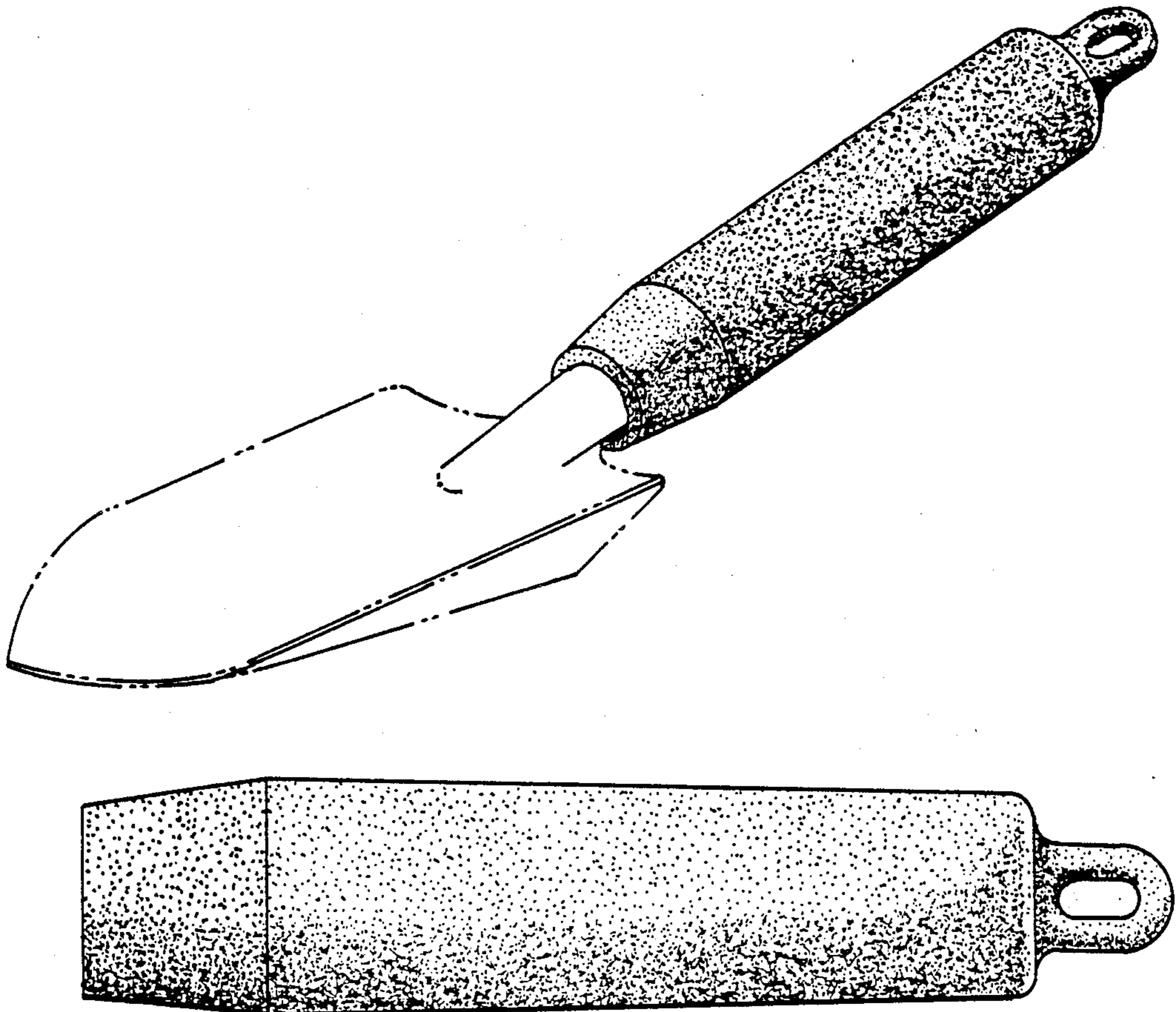
Primary Examiner—B. J. Bullock
Assistant Examiner—Brian N. Vinson
Attorney, Agent, or Firm—Steele, Gould & Fried

[57] CLAIM

The ornamental design for a garden tool handle, as shown and described.

DESCRIPTION

FIG. 1 is a perspective view of a garden tool handle showing my new design, the broken line showing of the blade being for illustrative purposes only and forming no part of the claimed design;
FIG. 2 is a front elevational view thereof;
FIG. 3 is a rear elevational view thereof;
FIG. 4 is a top plan view thereof; the bottom plan being a mirror image thereof; and
FIG. 5 is a left side elevational view thereof, the right side being a mirror image thereof.



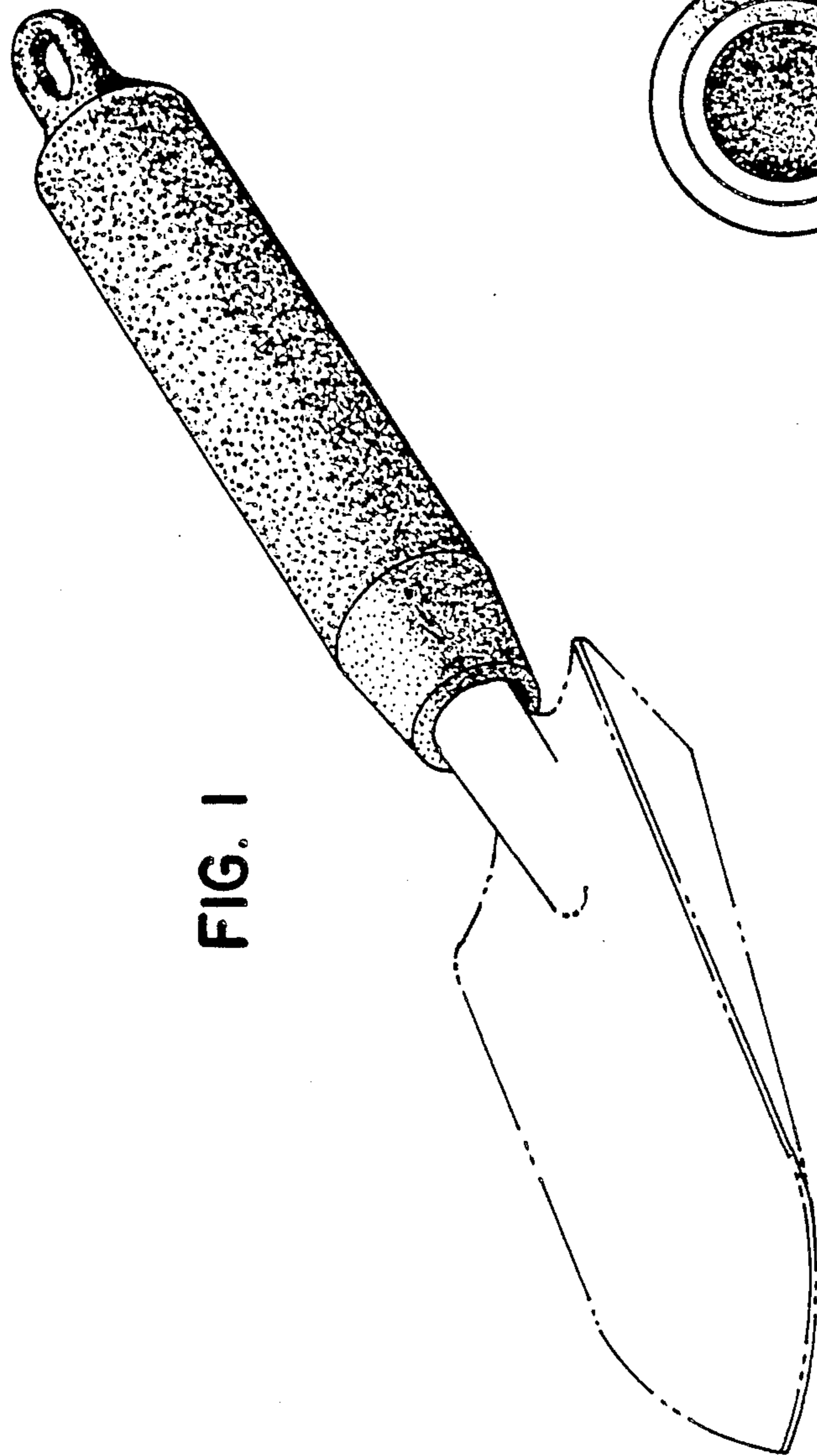


FIG. 1

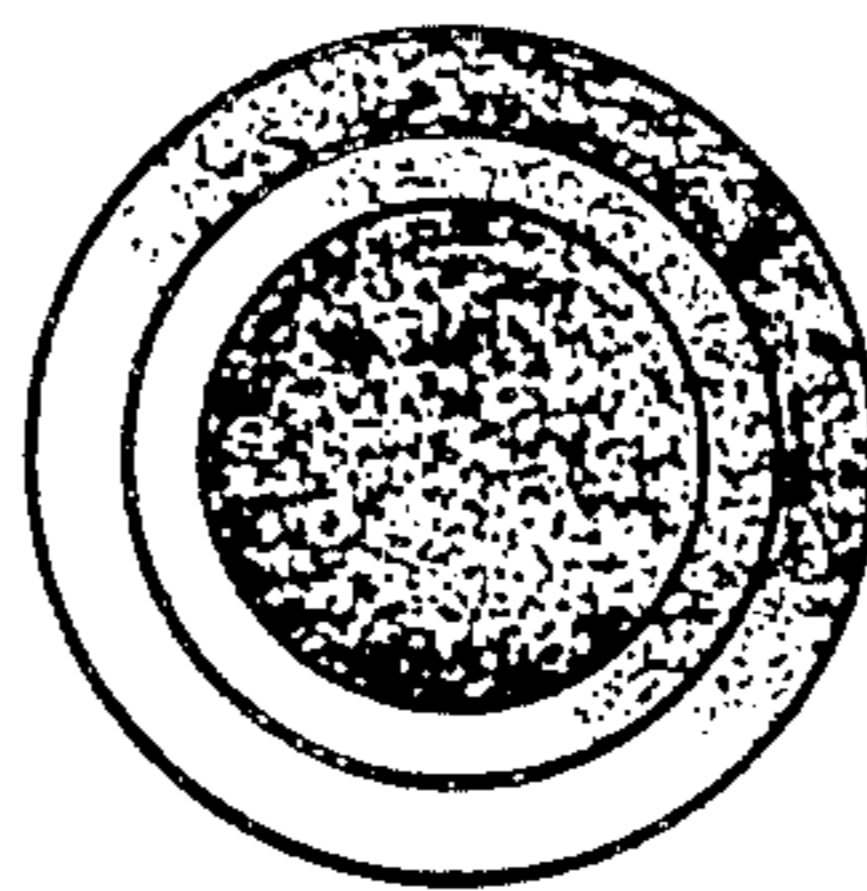


FIG. 2

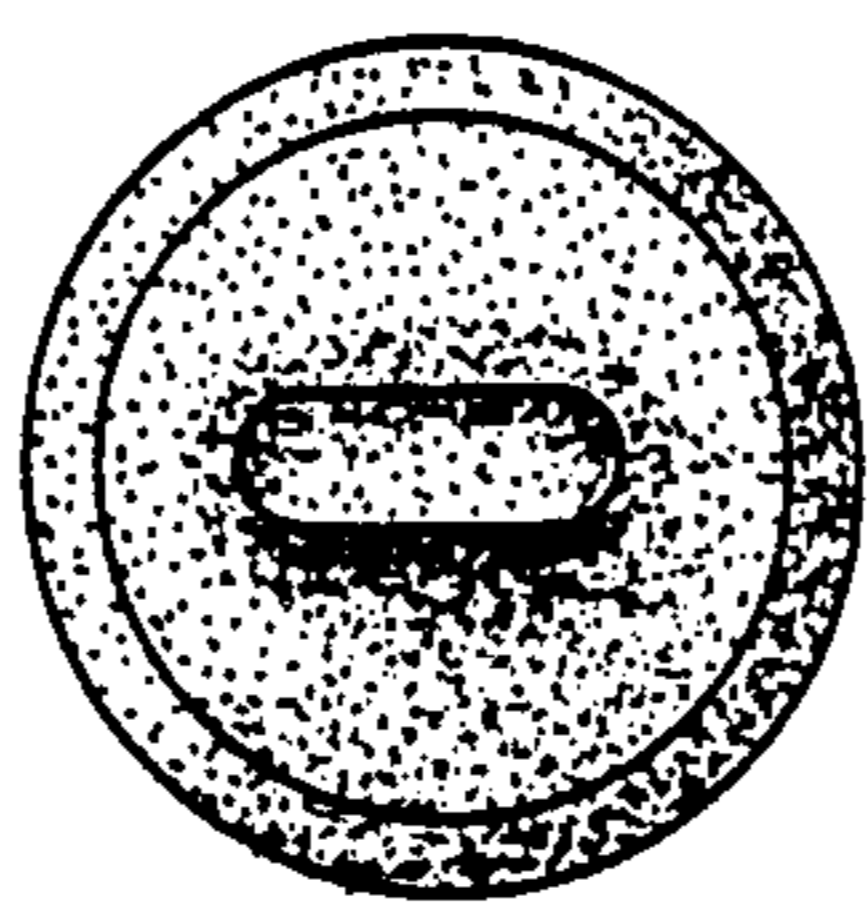


FIG. 3




FIG. 4




FIG. 5