

[54] AUTOMOTIVE CARBURETOR REPAIR TOOL

[76] Inventor: James D. Bonbright, 19480 8th St. East, Sonoma, Calif. 95476

[**] Term: 14 Years

[21] Appl. No.: 586,243

[22] Filed: Mar. 5, 1984

[52] U.S. Cl. D8/51

[58] Field of Search D8/14, 51; 29/256, 266

[56] References Cited

U.S. PATENT DOCUMENTS

D. 53,937	10/1919	Schweinert	D8/14
D. 237,939	12/1975	Seminario	D8/51 X
D. 240,795	8/1976	Seminario	D8/51 X
2,151,616	3/1939	Redell et al.	29/256
3,949,459	4/1976	Marenchin	29/256

FOREIGN PATENT DOCUMENTS

1437455	5/1976	United Kingdom	29/256
---------	--------	----------------	-------	--------

OTHER PUBLICATIONS

Sandg Tool Aid Corp. catalog T-84R, p. 46, item 34800-Diesel Compression Tester Adapter, Jun. 1985.

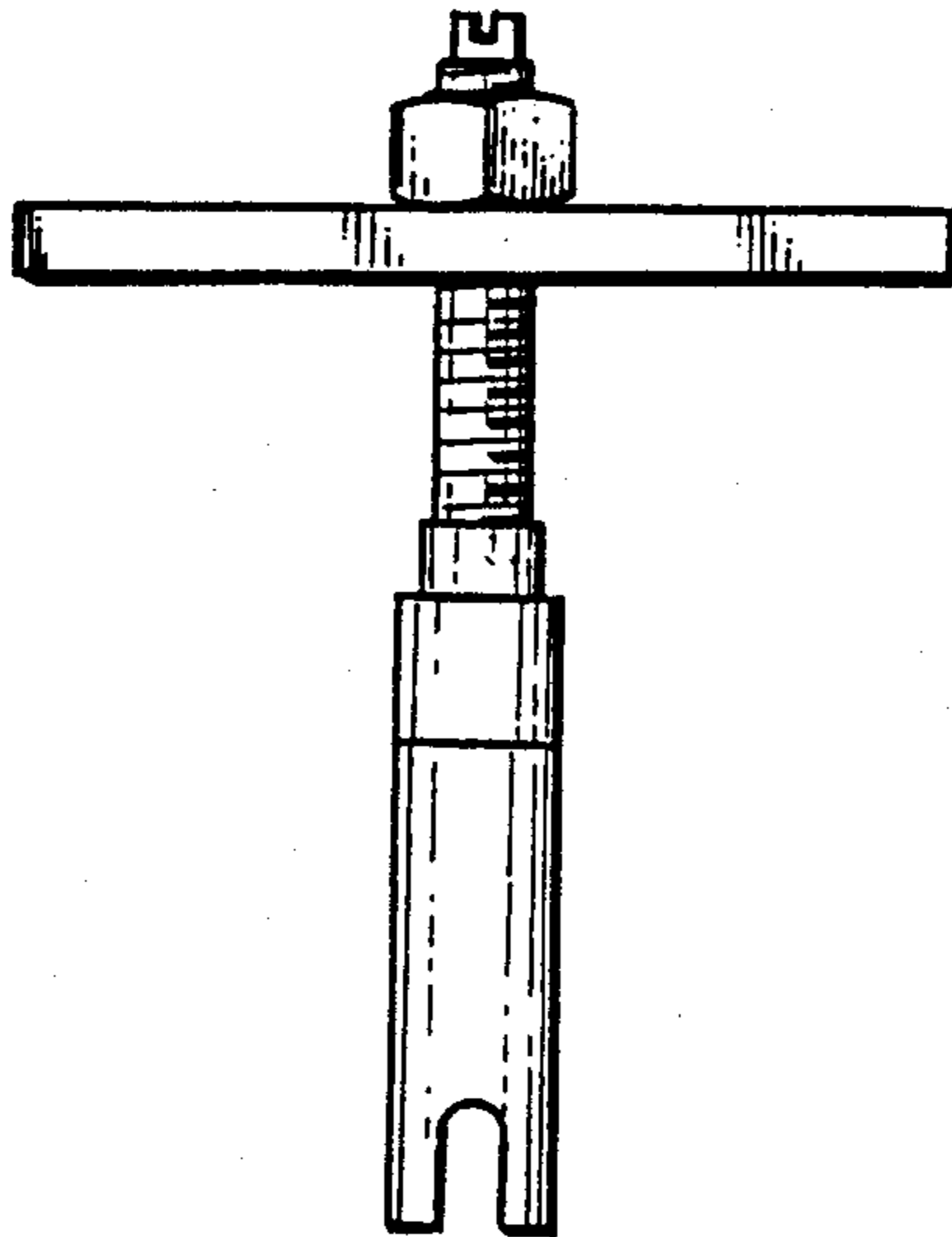
Primary Examiner—Susan J. Lucas
Assistant Examiner—Clare E. Heflin
Attorney, Agent, or Firm—Linval B. Castle

[57] CLAIM

The ornamental design for an automotive carburetor repair tool, as shown and described.

DESCRIPTION

FIG. 1 is a front elevational view of the automotive carburetor repair tool showing a first embodiment of my new design, the rear view being identical; FIG. 2 is a side elevational view thereof, the opposite side being identical; FIG. 3 is a top plan view thereof; FIG. 4 is a bottom plan view thereof; FIG. 5 is a front elevational view of the automotive carburetor repair tool showing a second embodiment of the socket portion of my new design; the handle being omitted for ease of illustration only; FIG. 6 is a rear elevational view thereof; and FIG. 7 is a bottom plan view thereof.



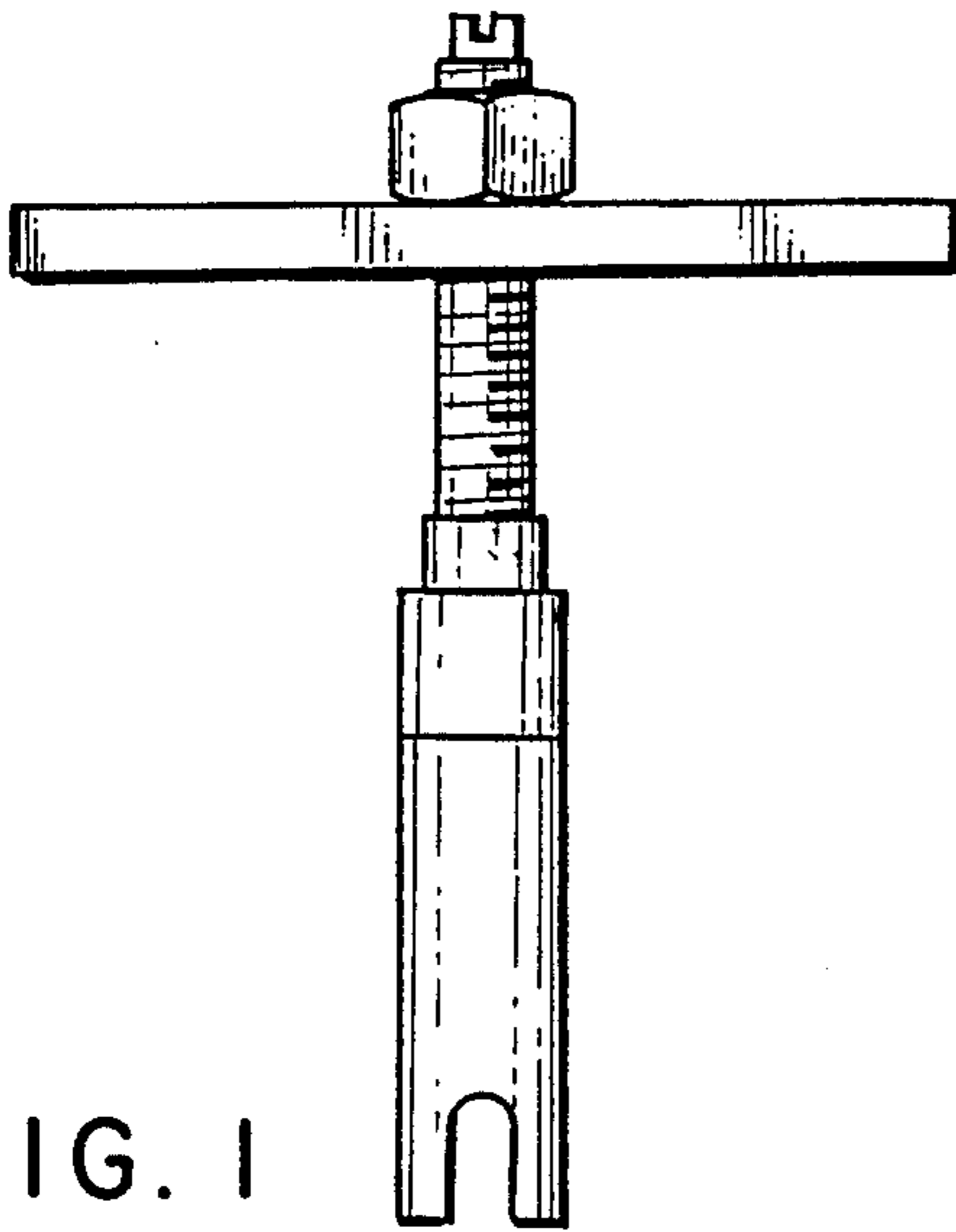


FIG. 1




FIG. 2



FIG. 3




FIG. 5



FIG. 7



FIG. 4




FIG. 6