

[54] WINDOW CURTAIN OR THE LIKE

[76] Inventor: Roberta J. Wright, 1440 Illinois St.,  
Sidney, Nebr. 69162

[\*\*] Term: 14 Years

[21] Appl. No.: 698,015

[22] Filed: Feb. 4, 1985

[52] U.S. Cl. .... D6/576; D2/208

[58] Field of Search ..... D6/588-591,  
D6/597-600, 592, 595, 609, 614, 575, 576, 578,  
579; D5/65, 8, 14, 20, 26, 27; D2/222.1, 208,  
217, 218, 220; 446/490, 387; 160/330, 123, 124,  
126

[56] References Cited

U.S. PATENT DOCUMENTS

2,269,964	1/1942	Watson .....	160/330 X
2,341,797	2/1944	Lesser .....	D2/220 X
2,467,117	4/1949	Dukes, Jr. ....	D2/208 X
2,537,734	1/1951	Bubeck .....	D6/578 X
3,613,133	10/1971	Isola et al. ....	5/482 X
4,316,345	2/1982	Rivette et al. ....	160/180 X

OTHER PUBLICATIONS

*Better Homes & Gardens*, Apr. 1974, p. 52, Pillow Form  
in Shape of "Shirt".

Primary Examiner—Winifred E. Herrmann  
Attorney, Agent, or Firm—Fields, Lewis, Pittenger &  
Rost

[57] CLAIM

The ornamental design for a window curtain or the like,  
as shown and described.

DESCRIPTION

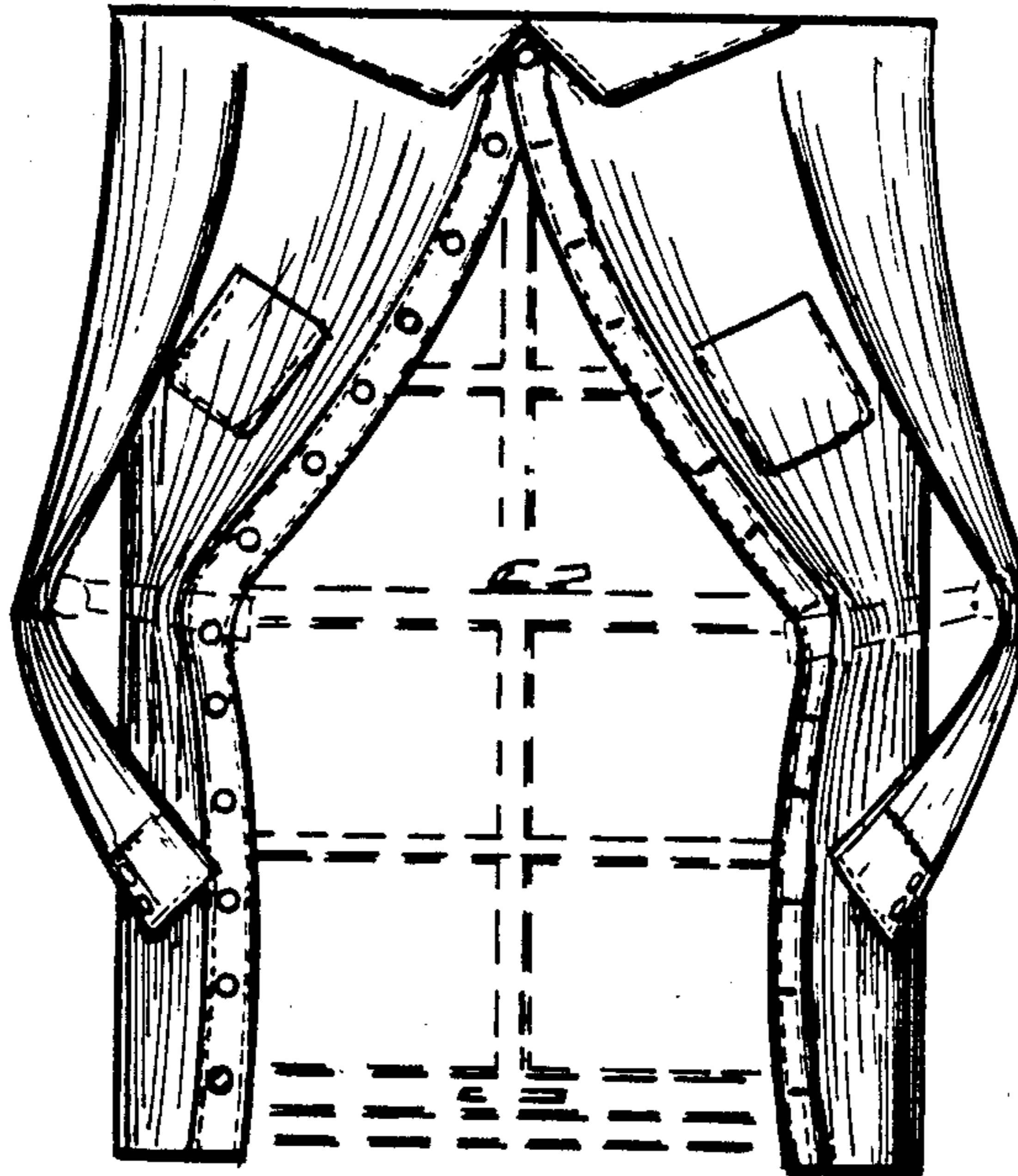
FIG. 1 is a front elevational view of a window curtain  
or the like in a closed position showing my new design.  
FIG. 2 is a right side elevational view thereof, the left  
side not shown is a mirror image.

FIG. 3 is a front elevational view thereof in an open  
position. The broken line showing of the window, the  
tie backs and holders is for illustrative purposes only  
and forms no part of the claimed design.

FIG. 4 is a top plan view thereof.

FIG. 5 is a bottom plan view thereof.

FIG. 6 is a rear elevational view thereof.



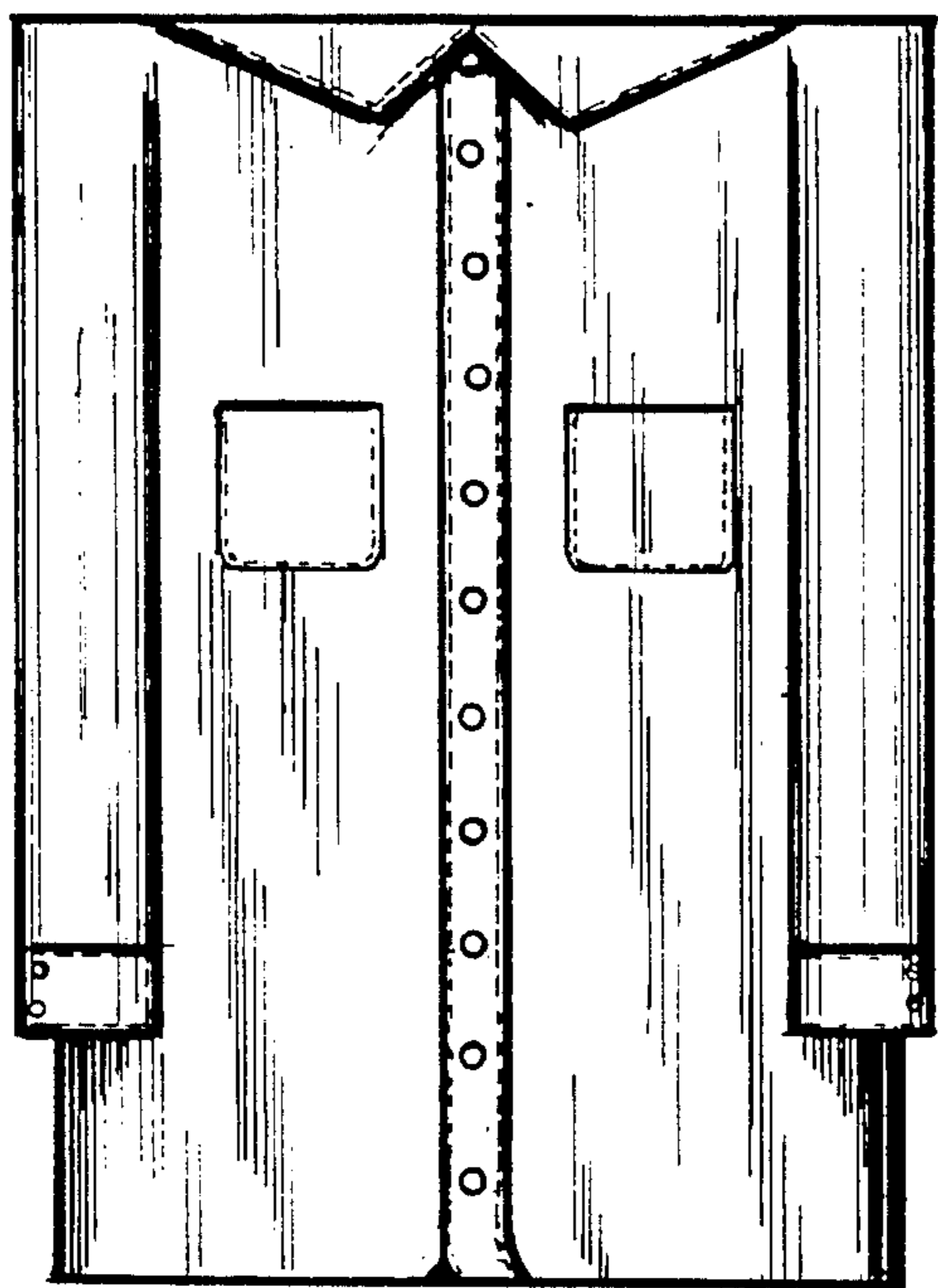


Fig. 1



Fig. 2

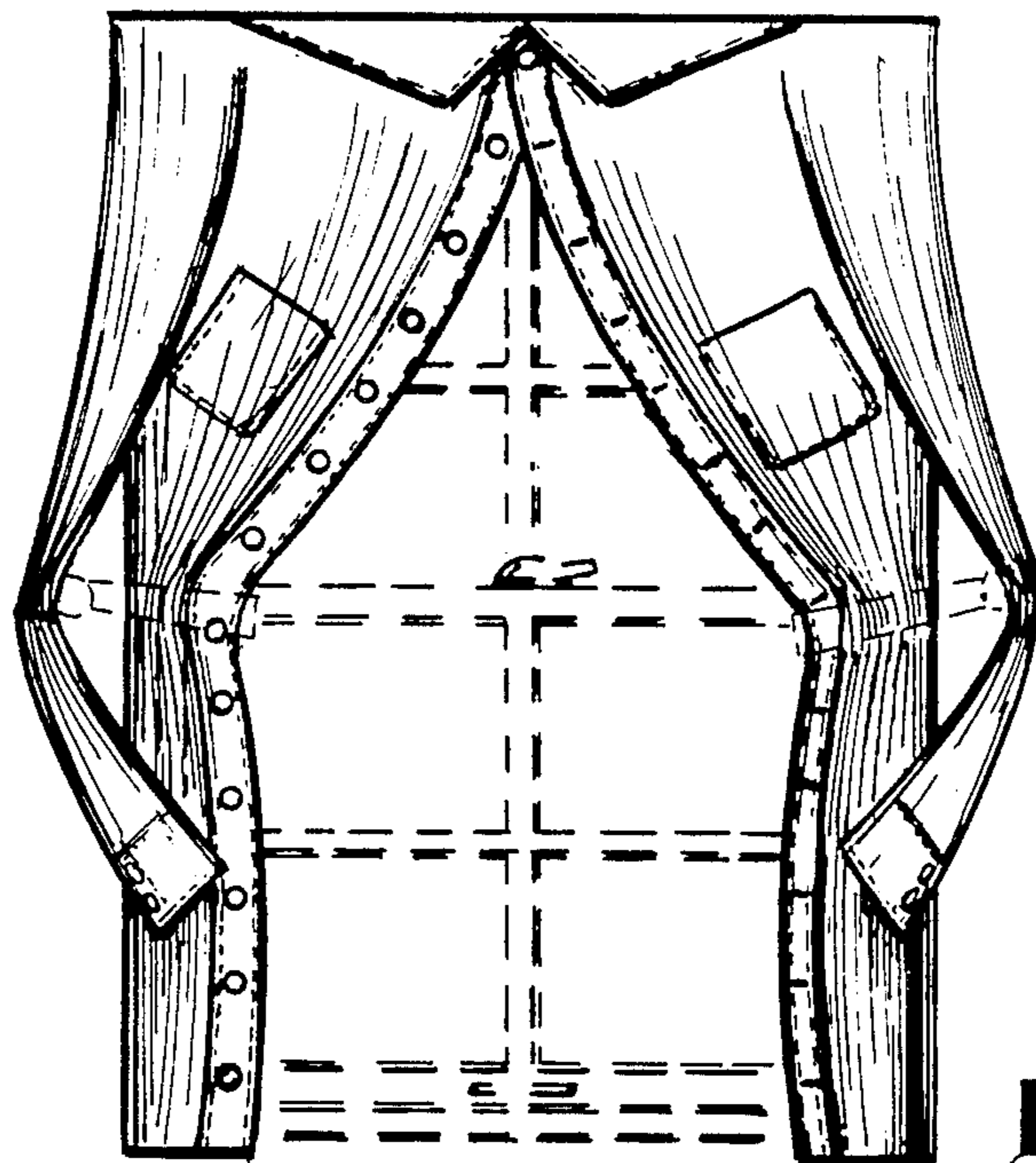


Fig. 3



Fig. 4



Fig. 5




Fig. 6