

United States Patent [19]

Loscalzo et al.

[11] Patent Number: **Des. 294,791**

[45] Date of Patent: **** Mar. 22, 1988**

[54] **RACK FOR KITCHEN IMPLEMENTS OR THE LIKE**

[75] Inventors: **Dominick Loscalzo, Whitestone; Howard W. Michaelson, Coram, both of N.Y.**

[73] Assignee: **Dart Industries Inc., Deerfield, Ill.**

[**] Term: **14 Years**

[21] Appl. No.: **847,059**

[22] Filed: **Mar. 31, 1986**

[52] U.S. Cl. **D6/569; D6/323**

[58] Field of Search **D6/553, 567, 569, 323; D8/373; 211/13, 87, 60.1, 70.6**

[56] **References Cited**

U.S. PATENT DOCUMENTS

- D. 52,485 9/1918 Lemke D6/569
- D. 243,573 3/1977 Flaherty D6/571
- D. 264,911 6/1982 Annis et al. D6/514

- D. 273,262 4/1984 Wolff D6/567
- D. 289,255 4/1987 Chasen D8/373

FOREIGN PATENT DOCUMENTS

- 0483238 2/1970 Italy 211/87

Primary Examiner—B. J. Bullock

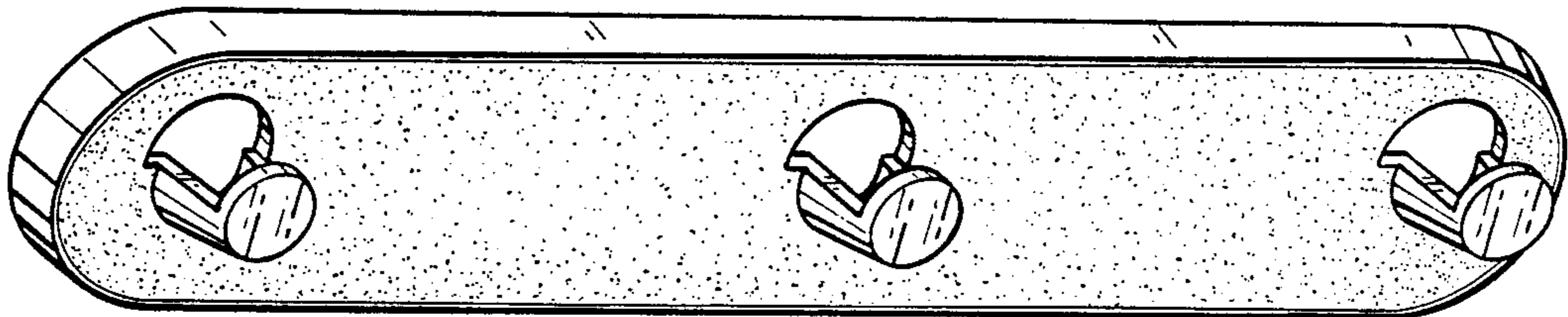
Attorney, Agent, or Firm—John A. Doninger

[57] **CLAIM**

The ornamental design for a rack for kitchen implements or the like, substantially as shown.

DESCRIPTION

FIG. 1 is a top perspective view of the rack for kitchen implements or the like showing our new design; FIG. 2 is a front elevational view thereof; FIG. 3 is a rear elevational view thereof; FIG. 4 is a right side elevational view thereof; FIG. 5 is a top plan view thereof; FIG. 6 is a bottom plan view thereof; FIG. 7 is a sectional view taken in the direction of the arrows on line 7—7 of FIG. 2.



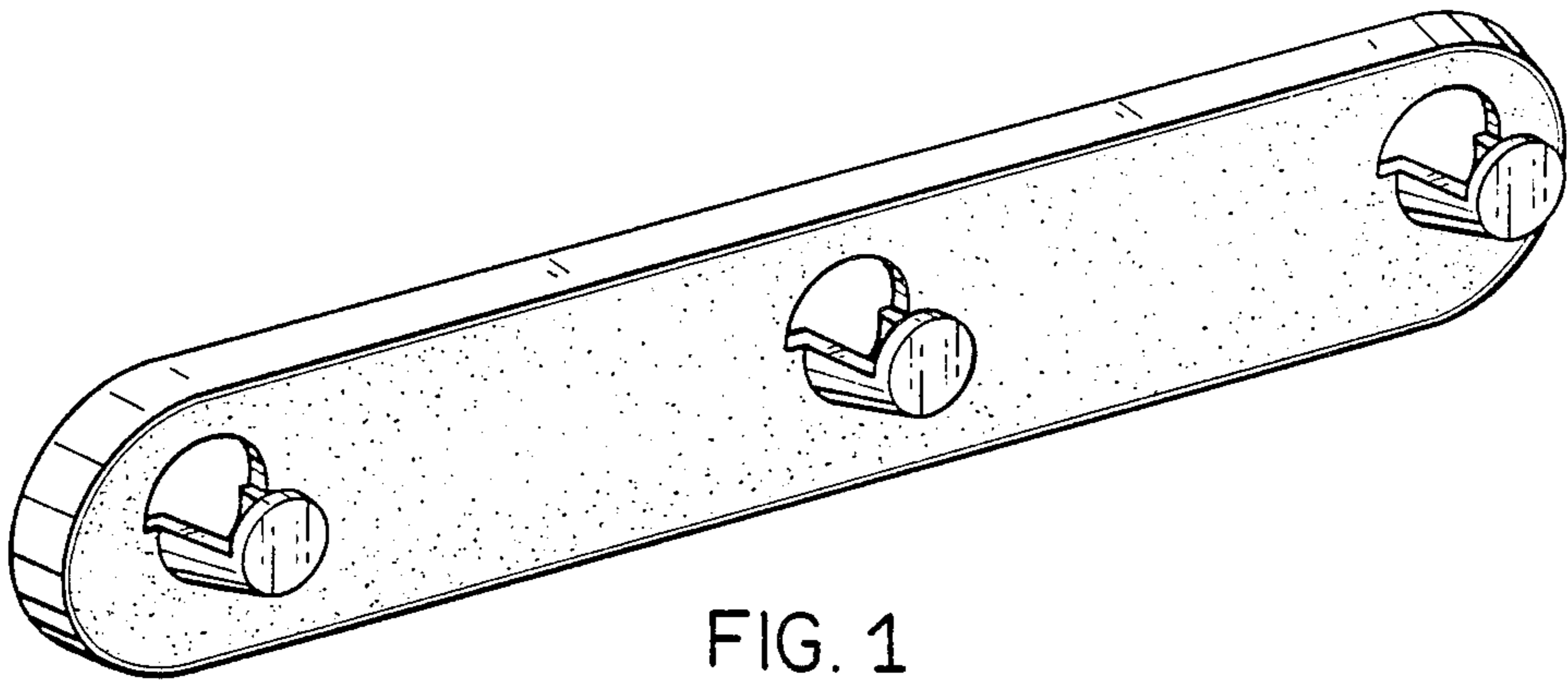


FIG. 1

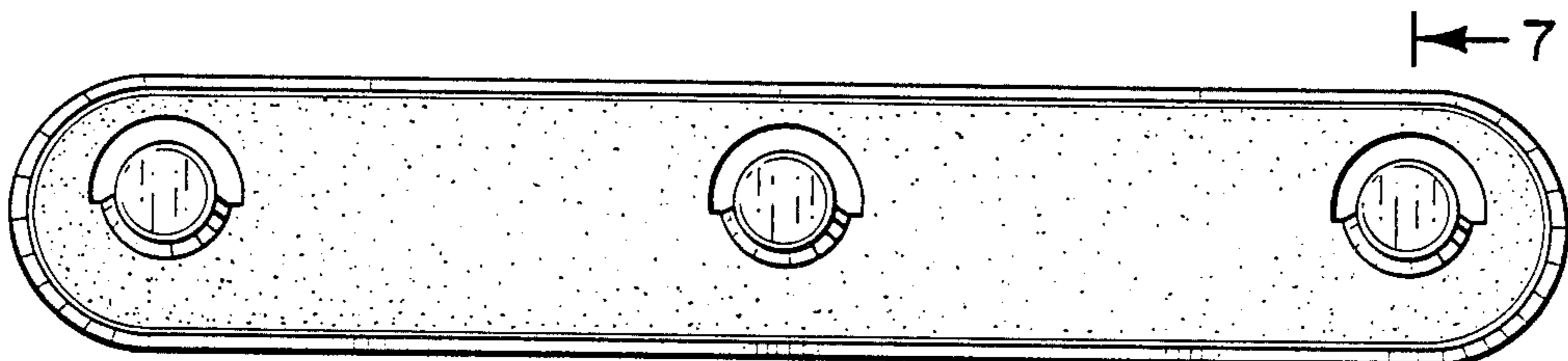


FIG. 2

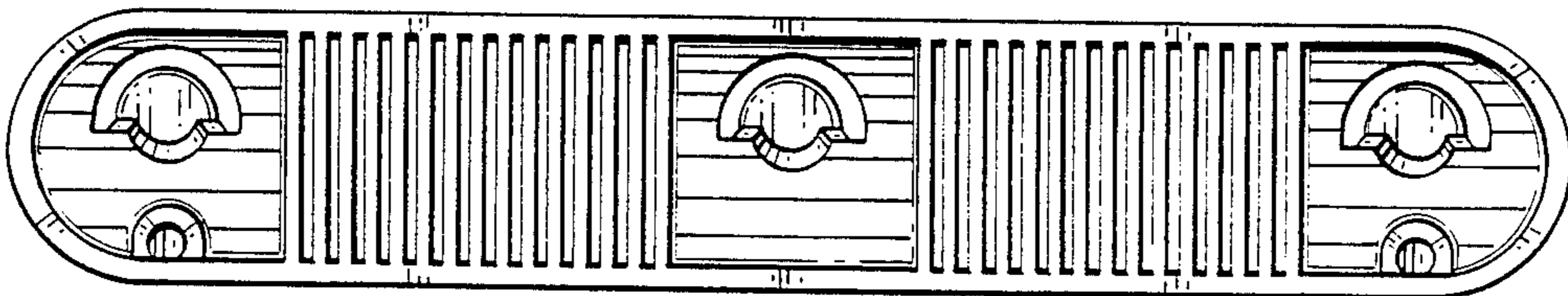


FIG. 3

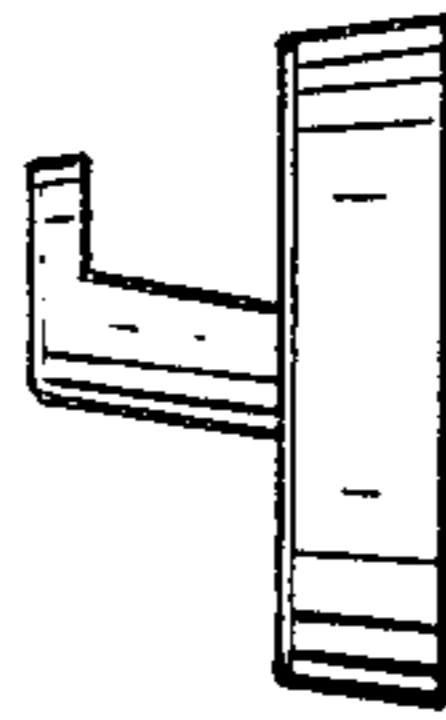


FIG. 4

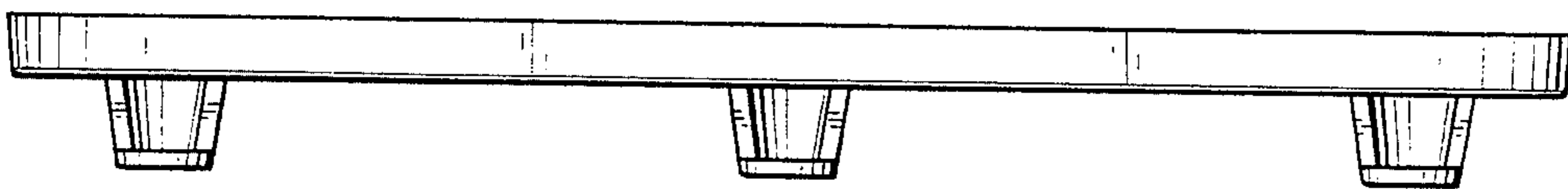


FIG. 5




FIG. 6

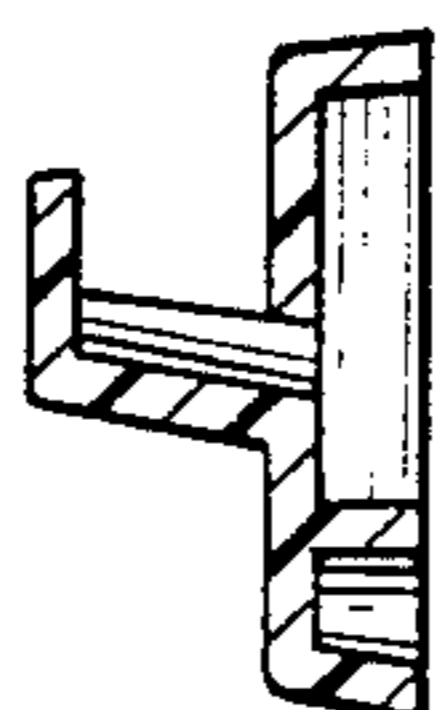


FIG. 7