

[54] **WIND PROTECTOR SUPPORT FRAME FOR AN OUTDOOR SPORTSMAN**

[75] **Inventor: May L. Cosby, P.O. Box 42, Clovis, N. Mex. 88101**

[73] **Assignee: May L. Cosby, Clovis, N. Mex.**

[**] **Term: 14 Years**

[21] **Appl. No.: 731,292**

[22] **Filed: Jul. 25, 1985**

[52] **U.S. Cl. D6/335; D6/350; D6/368; D6/491; D25/62**

[58] **Field of Search D6/350, 352, 353, 355, D6/367, 368, 379, 380; D25/62**

[56] **References Cited**

U.S. PATENT DOCUMENTS

- D. 175,994 11/1955 Wagner D6/368
D. 189,575 1/1961 Hamilton D6/350

- D. 236,244 8/1975 Lay D6/350 X
D. 238,320 1/1976 Smith et al. D6/350 X

OTHER PUBLICATIONS

Arbitare Supplement brochure, Jun. 1982, p. 3, chair top right.

Primary Examiner—Bruce W. Dunkins

[57] **CLAIM**

The ornamental design for a wind protector support frame for an outdoor sportsman, as shown.

DESCRIPTION

FIG. 1 is a perspective view of a wind protector support frame for an outdoor sportsman, showing my design;

FIG. 2 is an elevational view taken from the right in FIG. 1;

FIG. 3 is a front elevational view;

FIG. 4 is a rear elevational view; and,

FIG. 5 is a top plan view thereof.

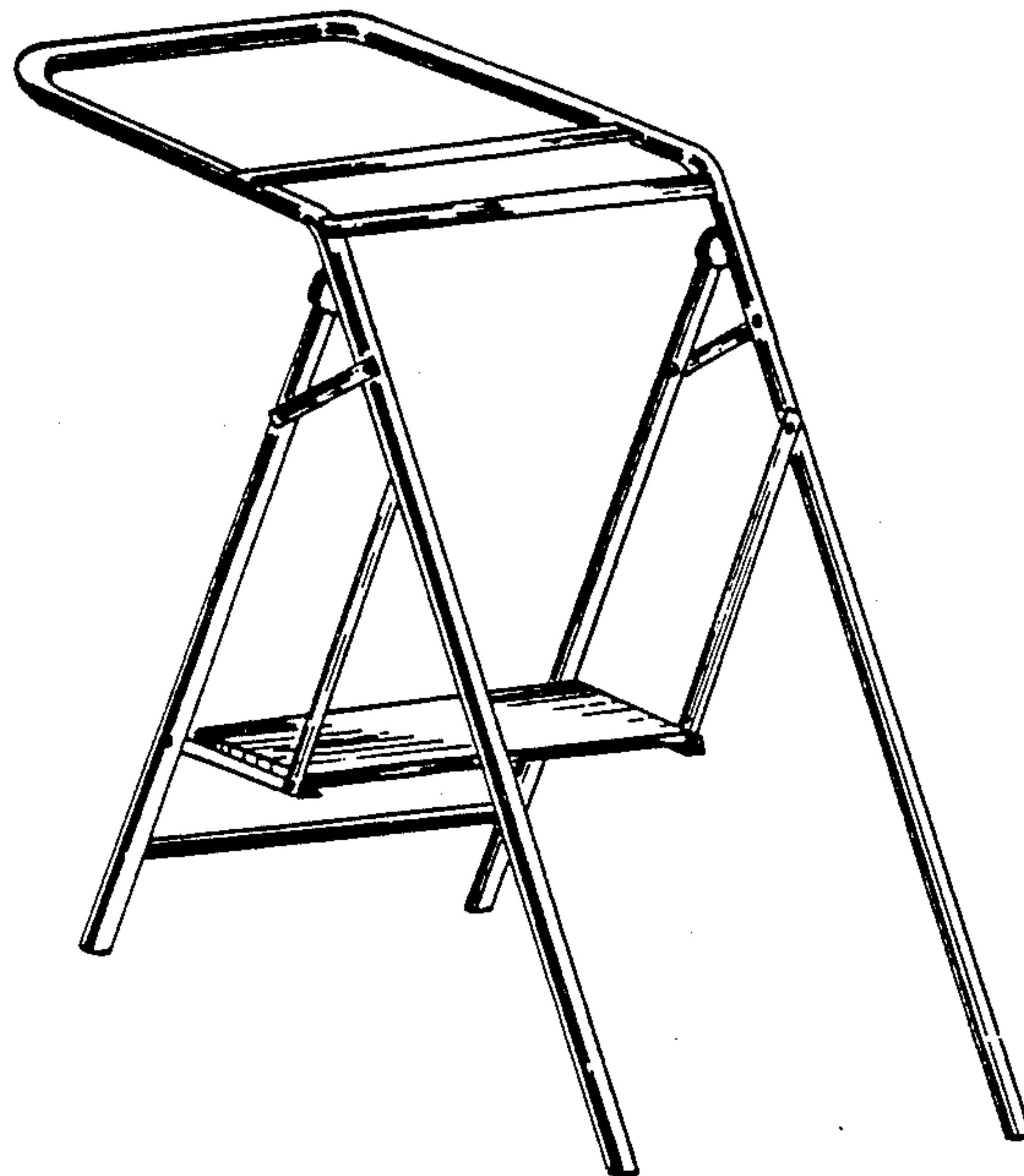




FIG. 1




FIG. 2




FIG. 3




FIG. 4

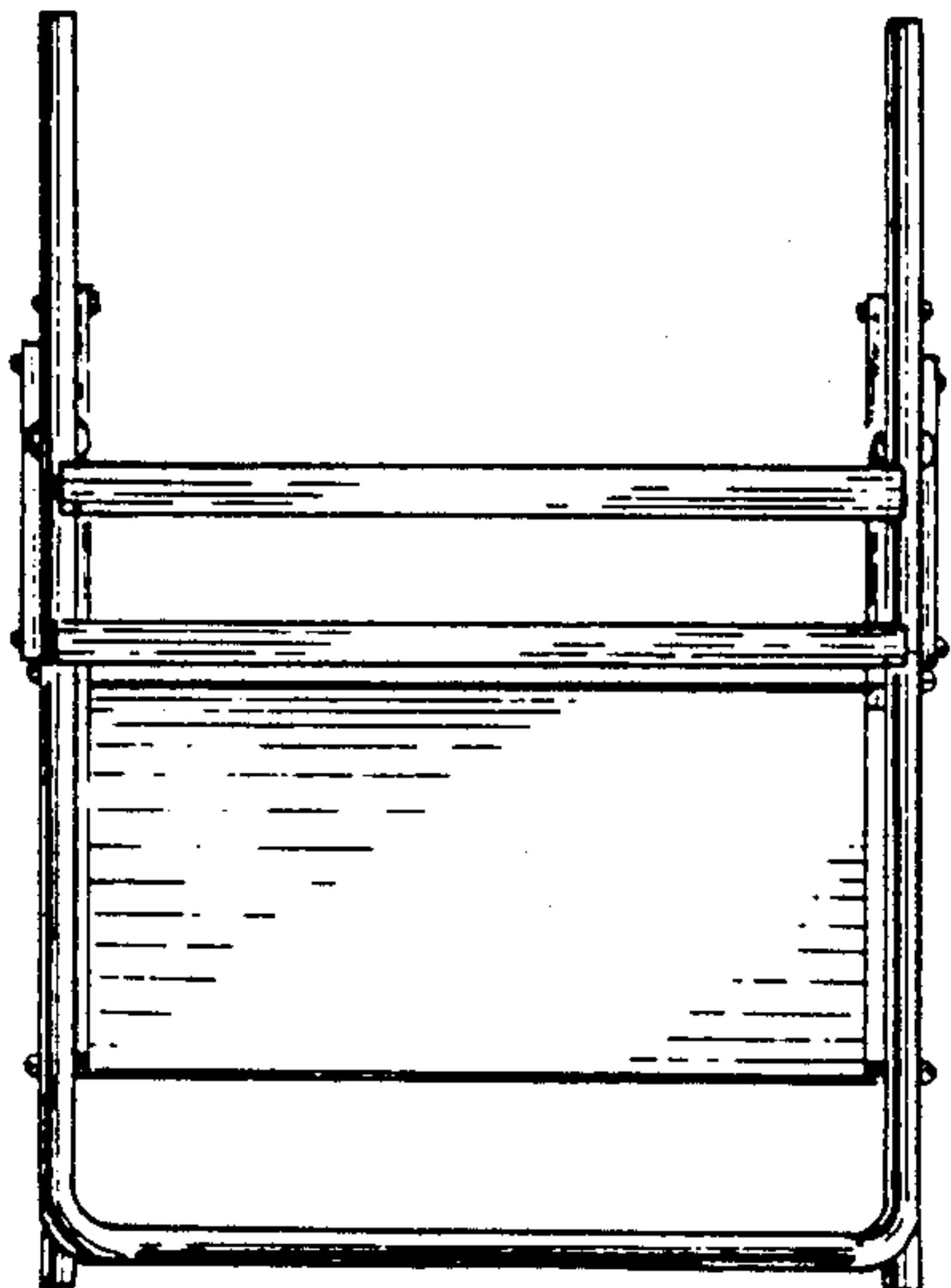


FIG. 5