

[54] SHOE SOLE

[75] Inventors: Lawrence Selbiger, Portland, Oreg.; Gary Zuidema, Petaluma; John Schelling, Orinda, both of Calif.

[73] Assignee: The Donner Mountain Corporation, San Rafael, Calif.

[**] Term: 14 Years

[21] Appl. No.: 1,926

[22] Filed: Jan. 9, 1987

[52] U.S. Cl. D2/320

[58] Field of Search D2/264, 274, 287, 293, D2/301, 309-313, 318-320; 36/7.1 R, 7.3, 24.5, 25 R, 28, 29, 32 R, 59 C, 91, 114

[56] References Cited

U.S. PATENT DOCUMENTS

D. 244,642	6/1977	Famolare, Jr.	D2/320
D. 269,139	5/1983	Stubblefield	D2/320
D. 274,574	7/1984	Stubblefield	D2/320
D. 280,568	9/1985	Stubblefield	D2/320
D. 281,286	11/1985	Mangini et al.	D2/320
D. 286,342	10/1986	Stubblefield	D2/320
4,060,917	12/1977	Canale	36/59 C

4,118,878	10/1978	Semon	36/59 C
4,316,334	2/1982	Hunt	36/91
4,439,936	4/1984	Clarke et al.	36/102
4,614,046	9/1986	Dassler	36/30 R

FOREIGN PATENT DOCUMENTS

1054654	2/1954	France .
2412280	7/1976	France .
2572257	5/1986	France .

OTHER PUBLICATIONS

Runners World May 1987, p. 15.

Primary Examiner—Louis S. Zarfes

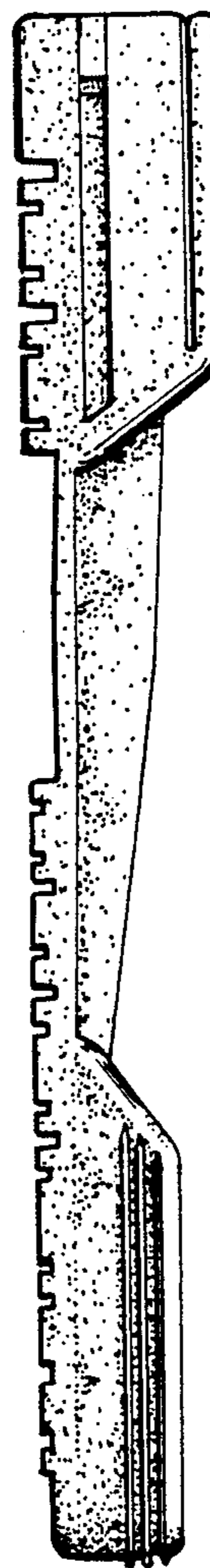
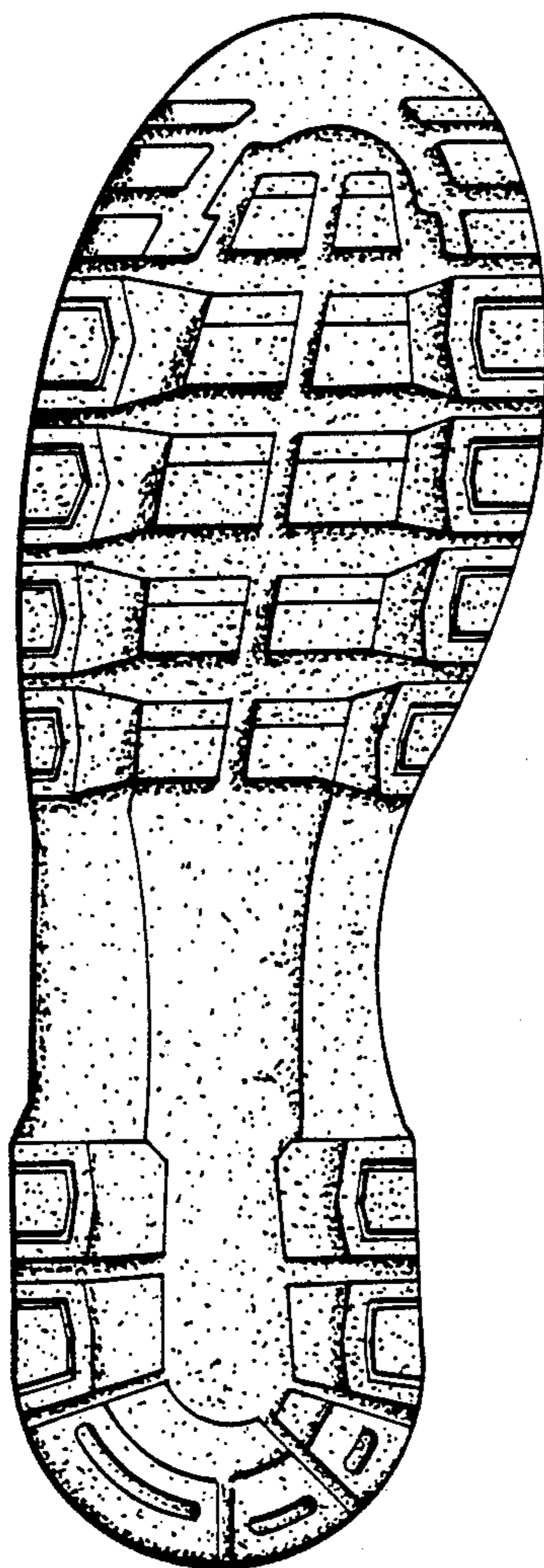
Attorney, Agent, or Firm—Saidman, Sterne, Kessler & Goldstein

[57] CLAIM

The ornamental design for a shoe sole, as shown and described.

DESCRIPTION

FIG. 1 is a left side elevational view of a shoe sole showing our new design; FIG. 2 is a bottom plan view thereof; FIG. 3 is a right side elevational view thereof; FIG. 4 is a front view thereof; and FIG. 5 is a rear view thereof.



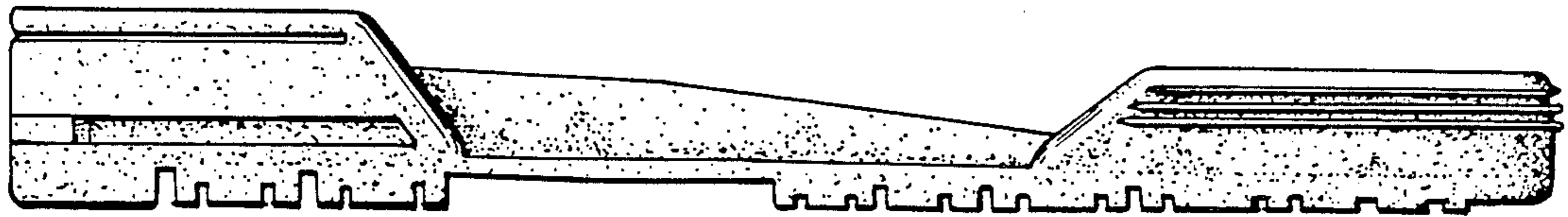


FIG. 1

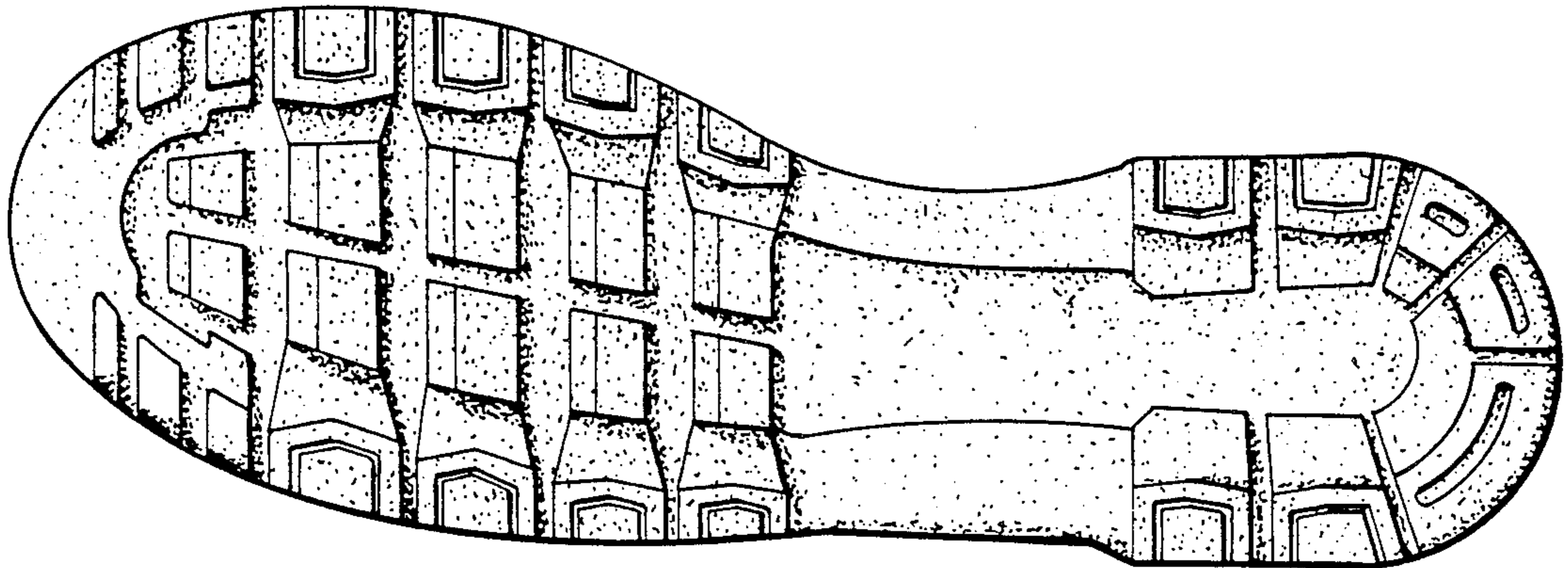


FIG. 2

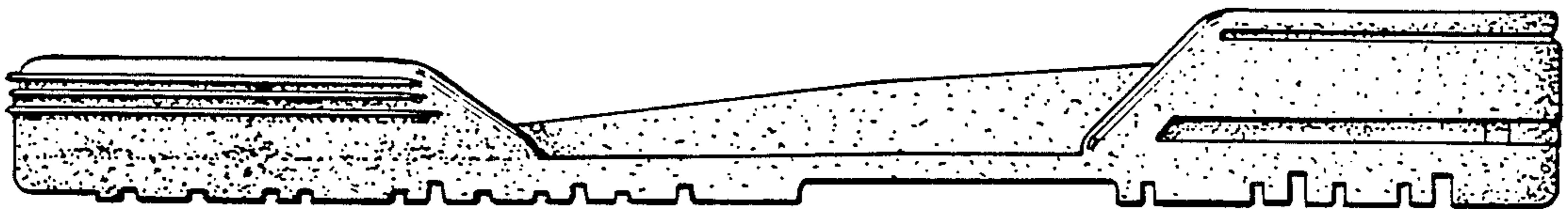


FIG. 3




FIG. 4




FIG. 5