

[54] CART

[76] Inventor: Edward N. Vanderdoes, Sr., 3824 W. 184th Pl., Torrance, Calif. 90504

[**] Term: 14 Years

[21] Appl. No.: 718,533

[22] Filed: Apr. 1, 1985

[52] U.S. Cl. D34/17; D34/23; 280/79.1 A

[58] Field of Search D34/12, 17, 21, 23, D34/24, 26, 22; 211/204; 108/106; 280/79.3, 79.1 A, 47.35, 79.2

[56] References Cited

U.S. PATENT DOCUMENTS

| | | | |
|------------|---------|-----------------------|----------|
| D. 174,422 | 4/1955 | Frick | D34/22 |
| D. 195,944 | 8/1963 | Schreckengost | D34/17 |
| 2,161,578 | 6/1939 | Johnson | 108/106 |
| 2,793,764 | 5/1957 | Stork | 211/204 |
| 3,918,591 | 11/1975 | Cooper | 211/204 |
| 4,032,165 | 6/1977 | Russell | 211/204 |
| 4,315,633 | 2/1982 | Boeddeker et al. | 211/49.1 |

OTHER PUBLICATIONS

Colson brochure, P. CoA-1, All Purpose Platform Truck.

Colson brochure, P. CoC-6, Wheeled Garment Racks.

Primary Examiner—James M. Gandy

Assistant Examiner—Kay H. Chin

Attorney, Agent, or Firm—Singer & Singer

[57] CLAIM

The ornamental design for a cart, as shown and described.

DESCRIPTION

FIG. 1 is a perspective view of a cart showing my new design;

FIG. 2 is a top plan view thereof;

FIG. 3 is a bottom plan view thereof;

FIG. 4 is a right side elevational view thereof, the left side elevational view being a mirror image of that shown;

FIG. 5 is an end elevational view thereof, the opposite end elevational view being a mirror image of that shown.




Fig. 1.

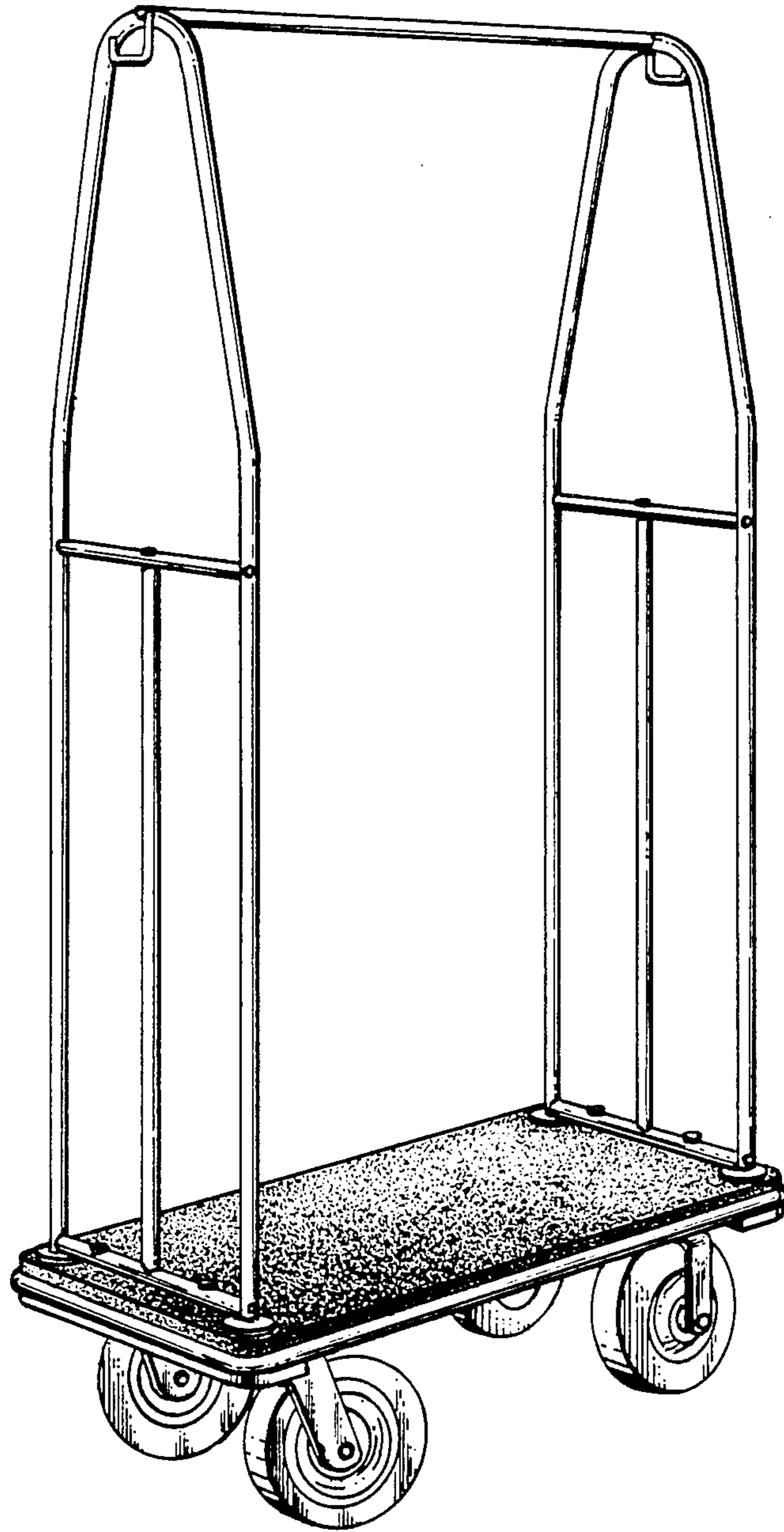


Fig. 2.


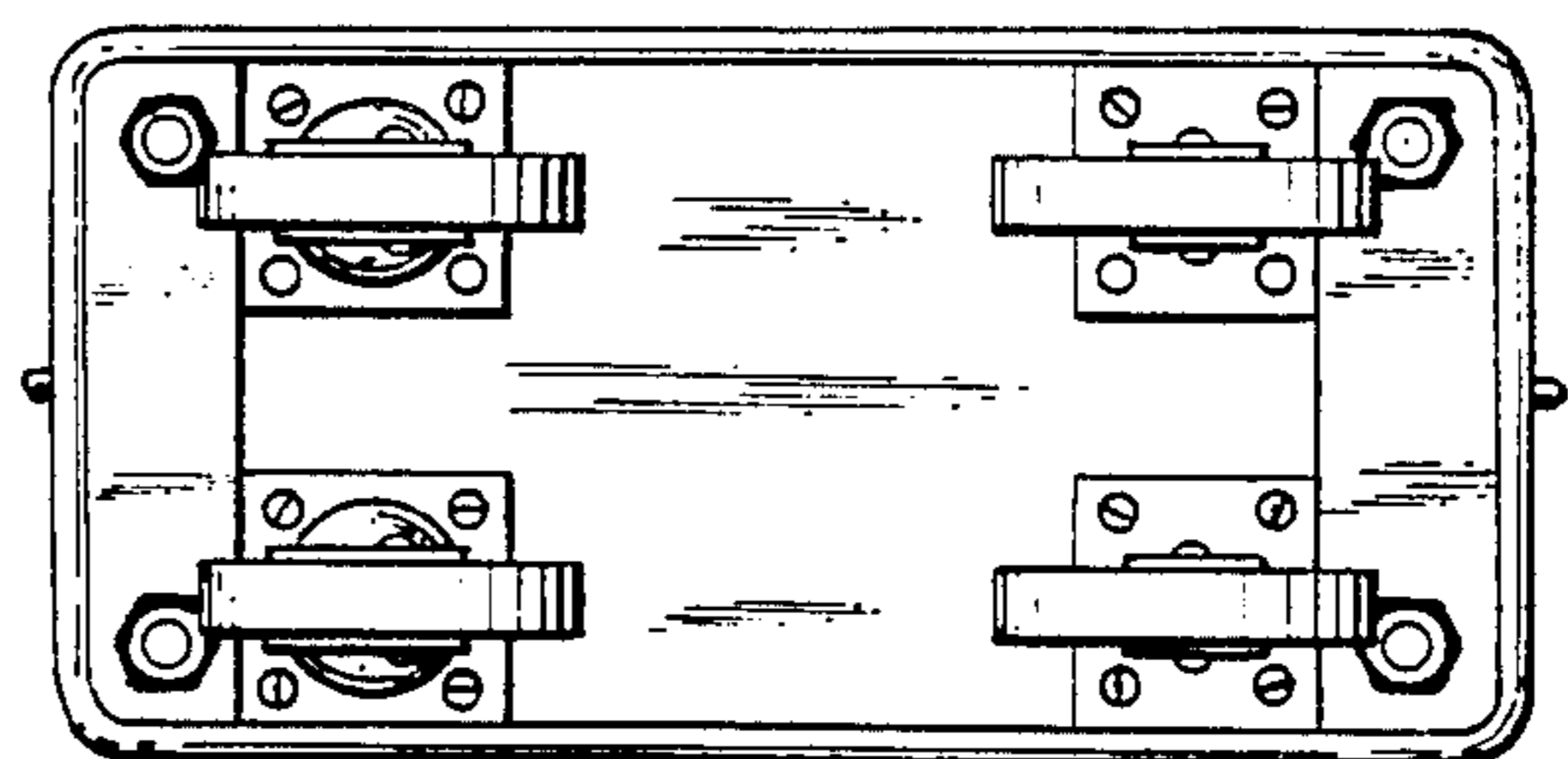


Fig. 3.



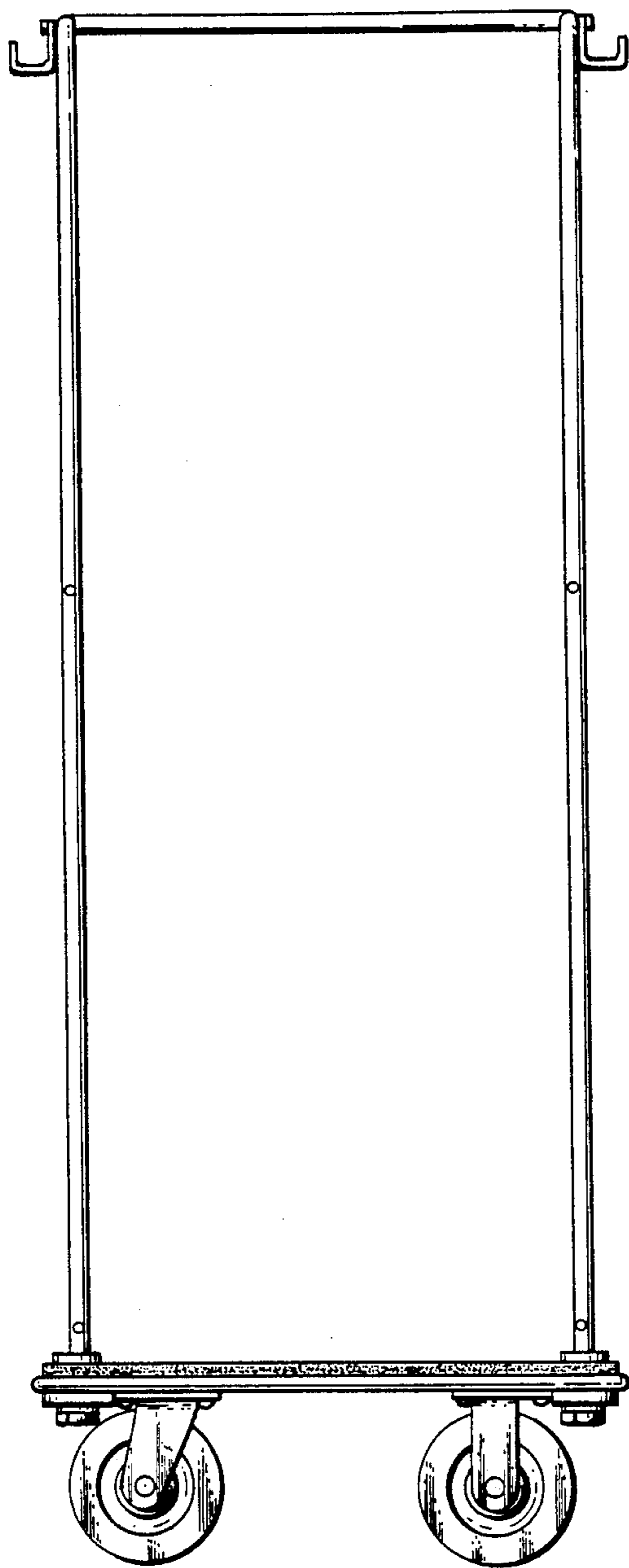


Fig. 4.

Fig. 5.

