

[54] **COVER FOR A PLUMBING FIXTURE OR THE LIKE**

[75] **Inventor: Mary J. Reid, Sheboygan, Wis.**

[73] **Assignee: Kohler Co., Kohler, Wis.**

[\*\*] **Term: 14 Years**

[21] **Appl. No.: 761,072**

[22] **Filed: Jul. 31, 1985**

[52] **U.S. Cl. .... D23/311**

[58] **Field of Search ..... D23/311, 312;  
4/234-241**

[56] **References Cited**

**U.S. PATENT DOCUMENTS**

D. 169,590	5/1953	Hauser	.....	D23/311
D. 222,466	10/1971	Magi	.....	D23/311
D. 237,185	10/1975	O'Neil	.....	D23/311
D. 237,969	12/1975	Firdmann	.....	D23/311
D. 288,592	3/1987	Stairs, Jr.	.....	D23/311
3,340,546	9/1967	Moore et al.	.....	4/239
3,802,000	4/1974	Waldon	.....	4/236
3,820,175	6/1974	Waldon	.....	4/239
4,246,666	1/1981	Stansburg, Jr.	.....	4/236 X
4,342,124	8/1982	Paredes	.....	4/240 X
4,384,375	5/1983	Gerome	.....	4/240

**OTHER PUBLICATIONS**

"K-300 Plumbing Products Catalog," p. 66, Kohler Co., Mar. 1983.

"K-300 Plumbing Products Catalog," p. 67a, Kohler Co., Apr. 1981.

"K-300 Plumbing Products Catalog," p. 72, Kohler Co., May 1984.

"K-300 Plumbing Products Catalog," p. 69, Kohler Co., Apr. 1982.

*Primary Examiner*—James R. Largen

*Attorney, Agent, or Firm*—Quarles & Brady

[57] **CLAIM**

The ornamental design for a cover for a plumbing fixture or the like, as shown and described.

**DESCRIPTION**

FIG. 1 is a top perspective view of a cover for a plumbing fixture or the like showing my new design;  
FIG. 2 is a top plan view thereof;  
FIG. 3 is a right side elevational view thereof, the left side being the mirror image of the right side;  
FIG. 4 is a bottom plan view thereof;  
FIG. 5 is a front elevational view thereof;  
FIG. 6 is a rear elevational view thereof; and  
FIG. 7 is a cross sectional view taken along line 7—7 of FIG. 2.




FIG. 1

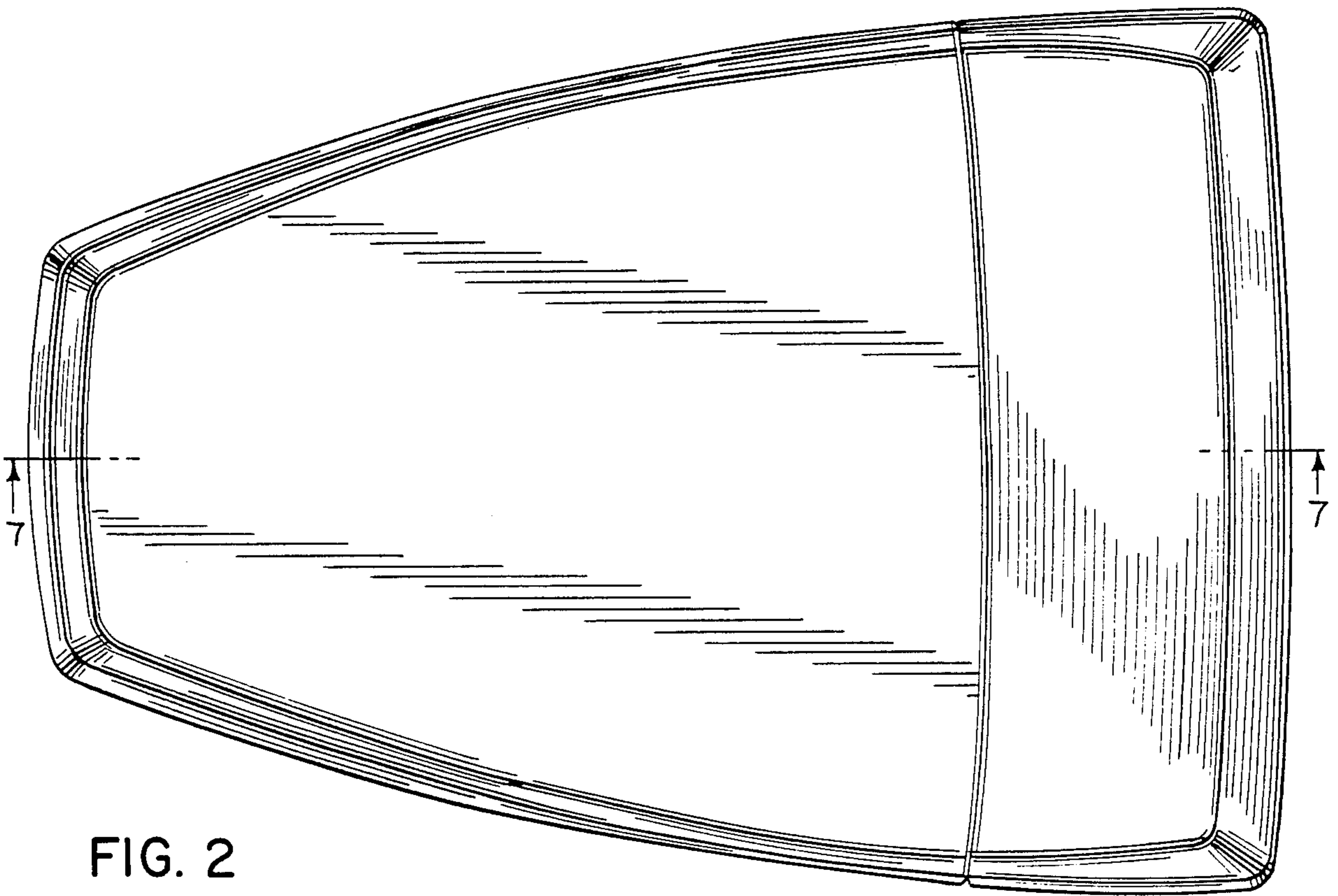



FIG. 2

FIG. 3




FIG. 4


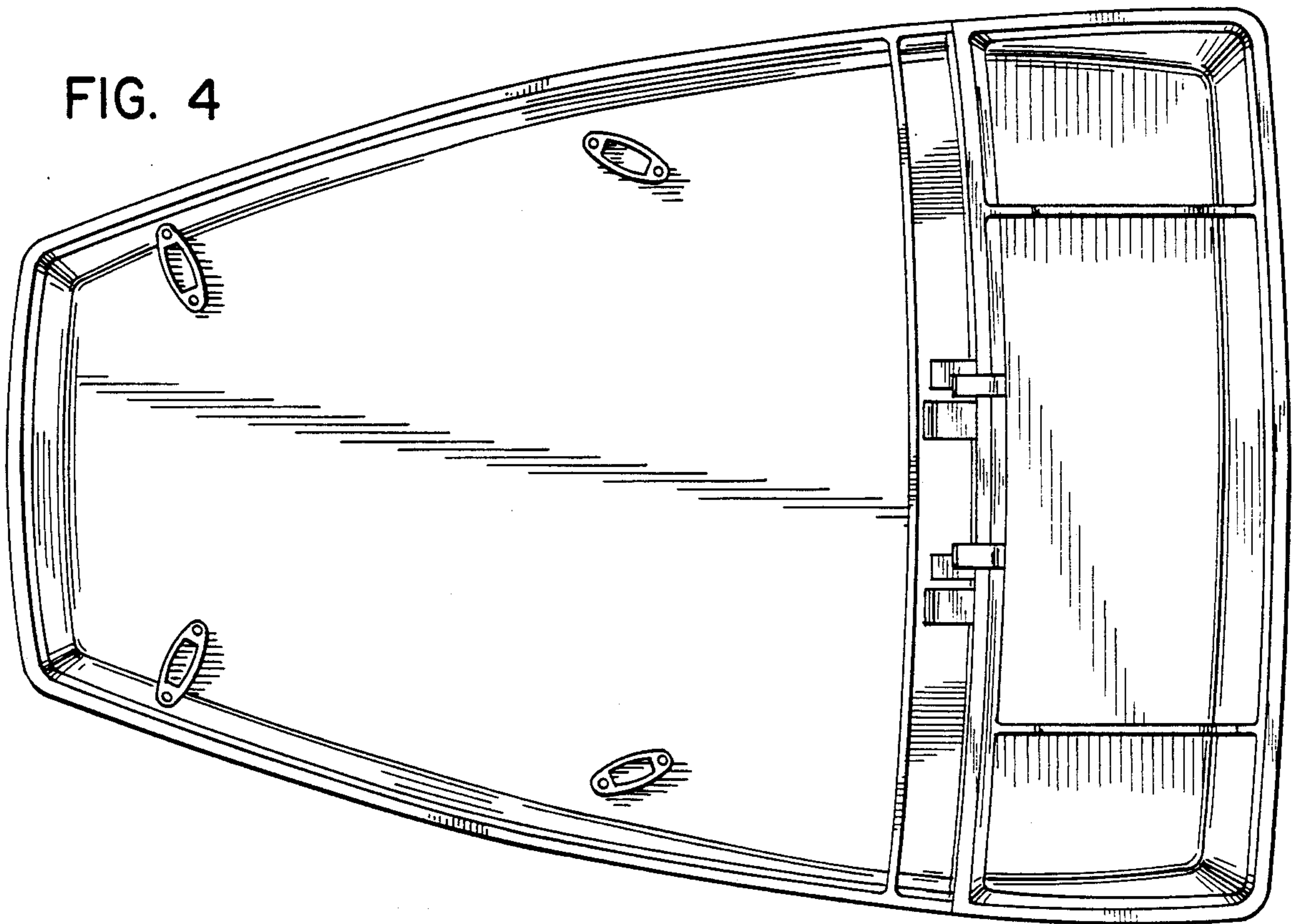


FIG. 5

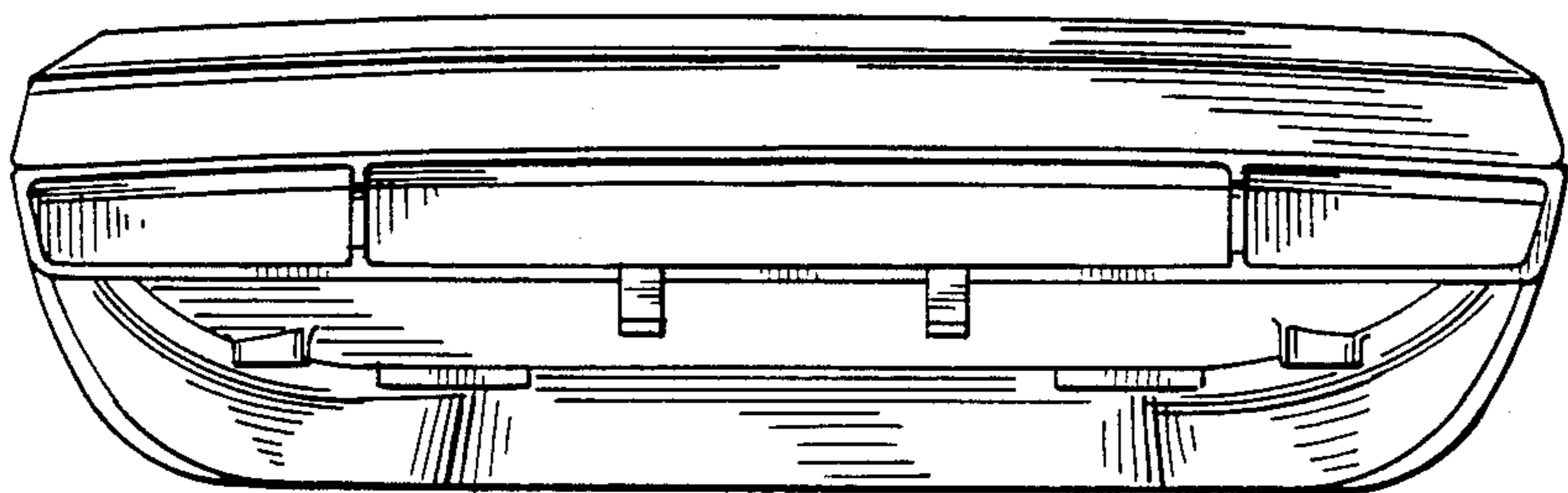


FIG. 6




FIG. 7