

United States Patent [19].

Morgan, Jr.

[11] Patent Number: Des. 294,716

[45] Date of Patent: ** Mar. 15, 1988

[54] **VENDING MACHINE**

[75] Inventor: Annis R. Morgan, Jr., Atlanta, Ga.

[73] Assignee: The Coca-Cola Company, Atlanta, Ga.

[**] Term: 14 Years

[21] Appl. No.: 926,774

[22] Filed: Nov. 4, 1986

D. 290,619 6/1987 Brandes et al. .
1,897,072 2/1933 Parks et al. .
2,392,511 1/1946 Thompson et al. .
2,476,877 7/1949 Knott et al. .
4,011,931 3/1977 Wyckoff .
4,326,620 4/1982 Felix et al. .
4,380,130 4/1983 Bachmann et al. .
4,414,768 11/1983 Bachmann et al. .
4,454,670 6/1984 Bachmann et al. .
4,551,935 11/1985 Bachmann et al. .
4,682,709 7/1987 Brandes et al. .

Related U.S. Application Data

[63] Continuation-in-part of Ser. No. 915,323, Oct. 3, 1986.

[52] U.S. Cl. D20/5; D20/1

[58] Field of Search D20/1-9;
194/206, 207, 233, 248, 255, 350; 221/92, 129,
131, 133, 155

[56] **References Cited**

U.S. PATENT DOCUMENTS

D. 110,511 4/1938 Young .
D. 145,609 12/1945 Bach .
D. 266,337 9/1982 Bachmann et al. .
D. 267,498 1/1983 Bachmann et al. .
D. 269,093 5/1983 Bachmann et al. .
D. 271,982 12/1983 Bachmann et al. .
D. 271,983 12/1983 Bachmann et al. .
D. 275,019 8/1984 Morgan, Jr. et al. D20/5
D. 276,735 12/1984 Bachmann et al. .
D. 277,194 1/1985 Bachmann et al. .
D. 287,863 1/1987 Cedrone .
D. 290,269 6/1987 McGarrah .
D. 290,270 6/1987 McGarrah .
D. 290,271 6/1987 McGarrah .
D. 290,272 6/1987 McGarrah .

OTHER PUBLICATIONS

Beverage Industry, Mar. 14, 1980, pp. 28-35, "Pepsi's new tool for the vending market: the X-Vendor".
Beverage World, May, 1981 "X-Vendor: Success... and Failure", pp. 26-30.

Primary Examiner—Bernard Ansher
Assistant Examiner—Theodore M. Shooman
Attorney, Agent, or Firm—Birch, Stewart, Kolasch & Birch

[57] **CLAIM**

The ornamental design for a vending machine, as shown and described.

DESCRIPTION

FIG. 1 is a front and right-side perspective view of a vending machine showing my new design;
FIG. 2 is a left-side elevational view thereof;
FIG. 3 is a right-side elevational view thereof;
FIG. 4 is a top plan view thereof;
FIG. 5 is a bottom plan view thereof;
FIG. 6 is a rear elevational view thereof.
The broken line showings are environmental only and form no part of the claimed design.




FIG. 1

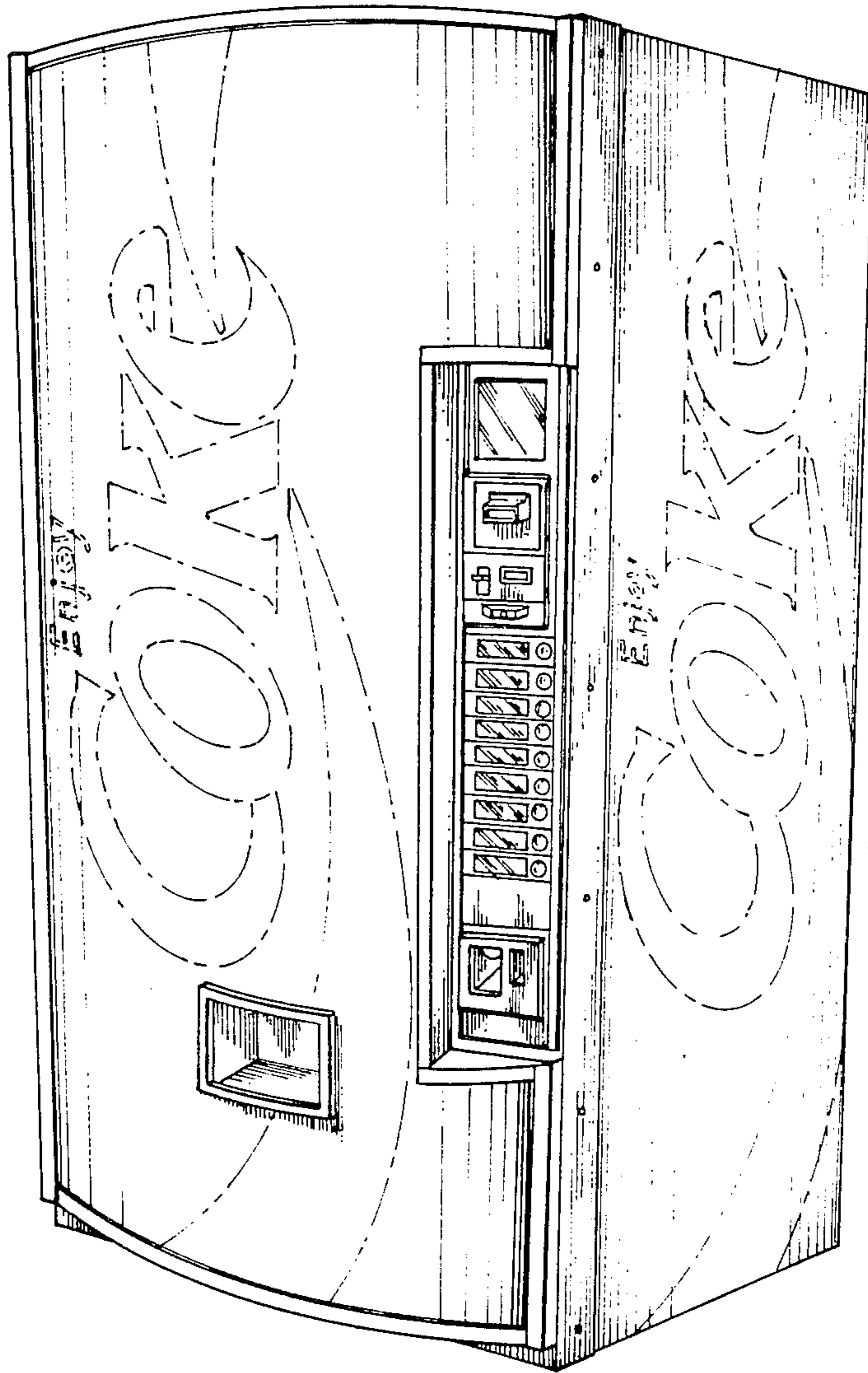
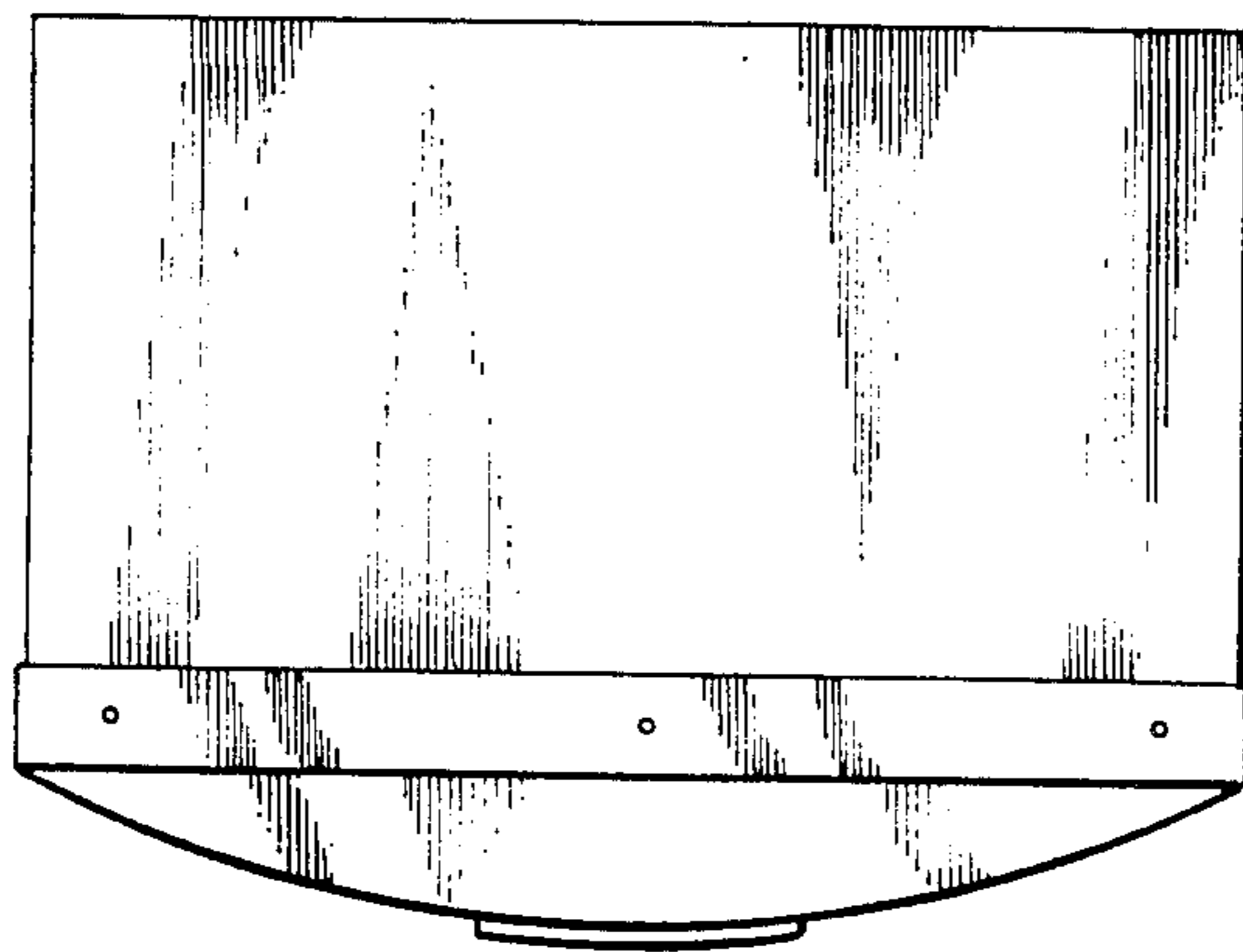


FIG. 4



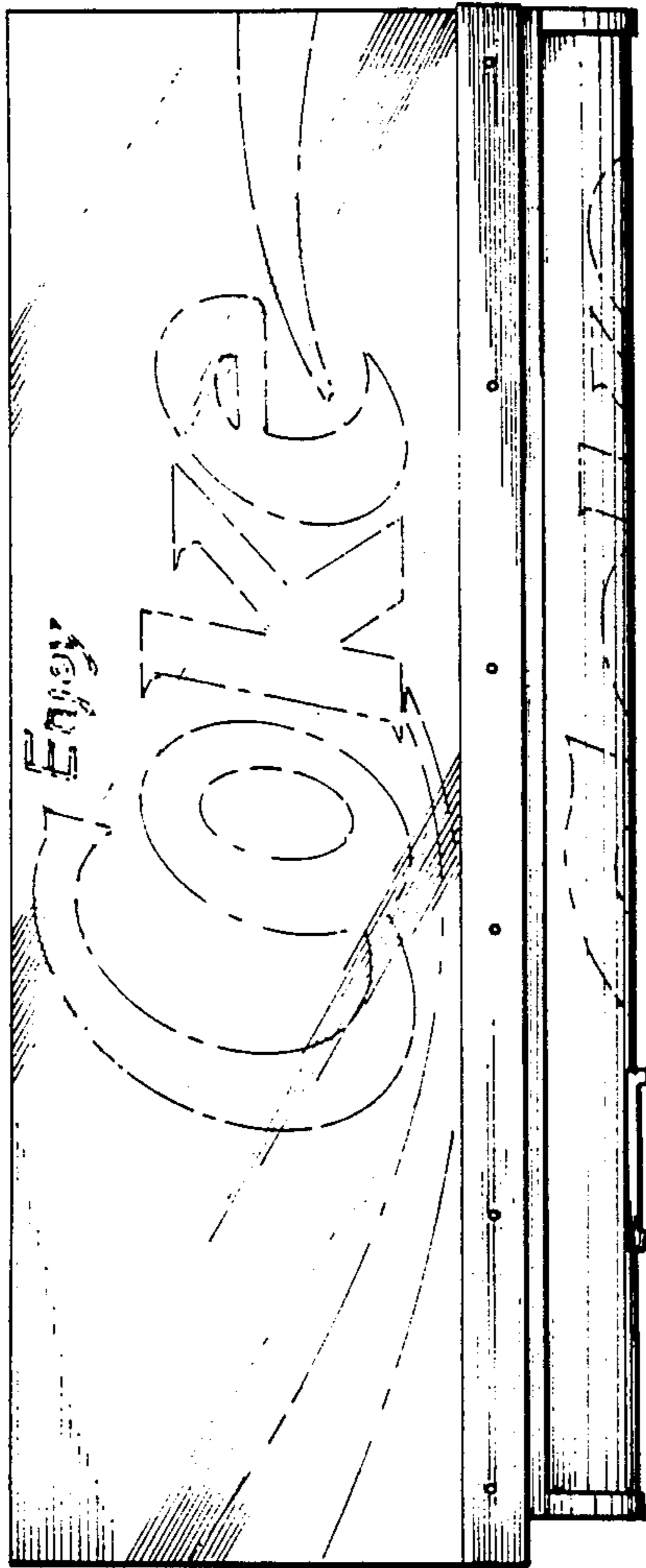


FIG. 2




FIG. 3




FIG. 5

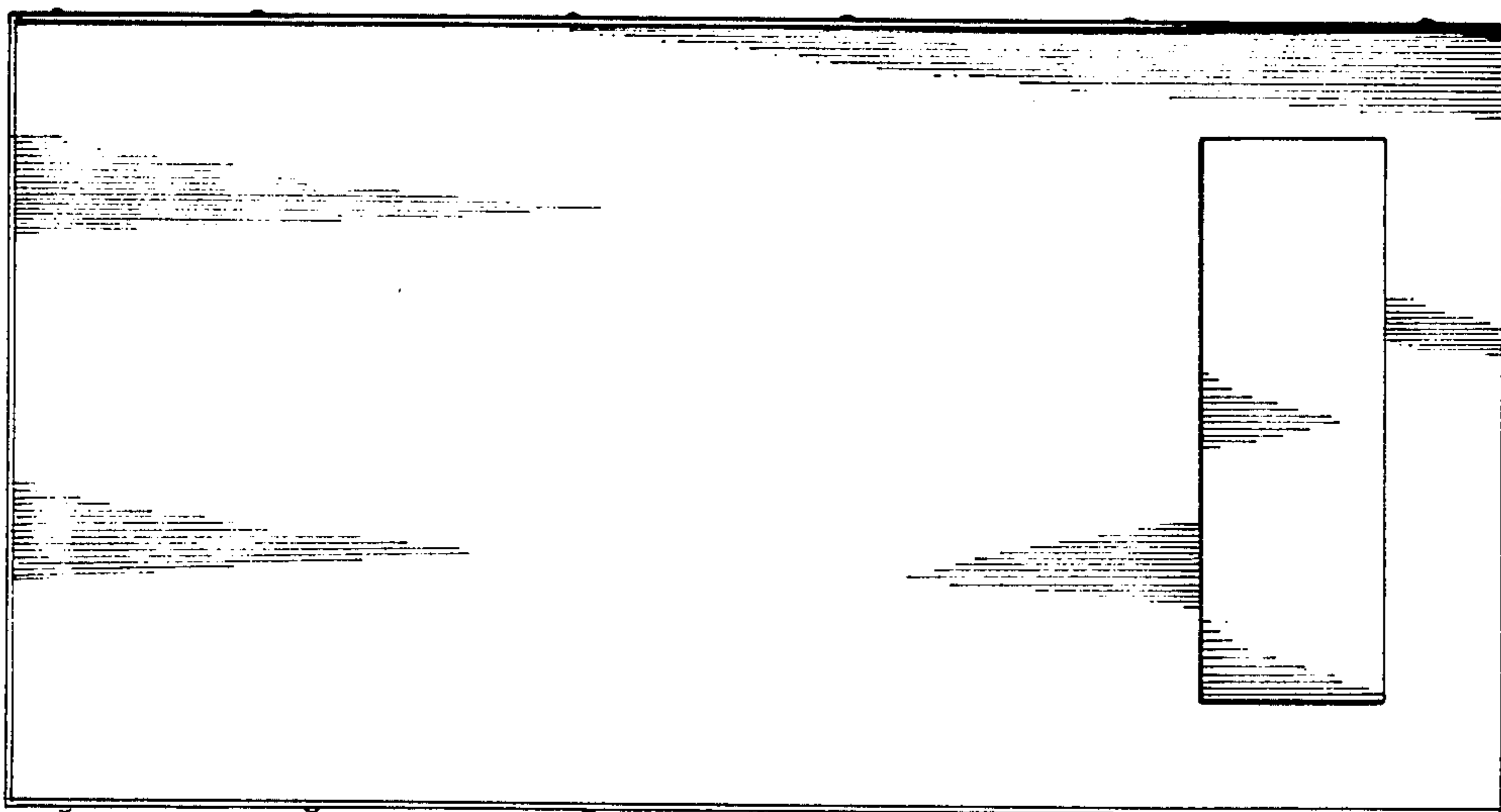


FIG. 6