

# United States Patent [19]

Urushihara et al.

[11] Patent Number: Des. 294,692

[45] Date of Patent: \*\* Mar. 15, 1988

[54] COMBINED PORTABLE CASSETTE  
RECORDER AND RADIO

D. 268,755 4/1983 Culbertson ..... D14/70 X  
D. 274,722 7/1984 Mishiro et al. .... D14/5

[75] Inventors: Atsuhiko Urushihara, Kunitachi;  
Takao Ohsawa, Tokyo; Moritaka  
Taniguchi, Tachikawa, all of Japan

[73] Assignee: Hitachi, Ltd., Tokyo, Japan

[\*\*] Term: 14 Years

[21] Appl. No.: 773,300

[22] Filed: Sep. 6, 1985

[30] Foreign Application Priority Data

Jul. 15, 1985 [JP] Japan ..... 60-29906

[52] U.S. Cl. .... D14/5; D14/6;  
D14/70; D14/72

[58] Field of Search ..... D14/1, 2, 5, 6, 68,  
D14/70, 71, 72, 78, 99; 455/344, 347-351

[56] References Cited

## U.S. PATENT DOCUMENTS

D. 245,038 7/1977 Ebata et al. .... D14/5  
D. 262,017 11/1981 Frakes, Jr. .... D14/5

## OTHER PUBLICATIONS

Radio Shack 1984 catalog, p. 38, bottom of page,  
Model-SCR-11.

Primary Examiner—Bernard Ansher

Assistant Examiner—Theodore M. Shooman

Attorney, Agent, or Firm—Antonelli, Terry & Wands

## [57] CLAIM

The ornamental design for a combined portable cassette  
recorder and radio, as shown.

## DESCRIPTION

FIG. 1 is a front, top and right side perspective view of  
a combined portable cassette recorder and radio show-  
ing our new design;

FIG. 2 is a front elevational view thereof;

FIG. 3 is a left side elevational view thereof;

FIG. 4 is a right side elevational view thereof;

FIG. 5 is a top plan view thereof;

FIG. 6 is a rear elevational view thereof and

FIG. 7 is a bottom plan view thereof.




FIG. 1




FIG. 2




FIG. 3

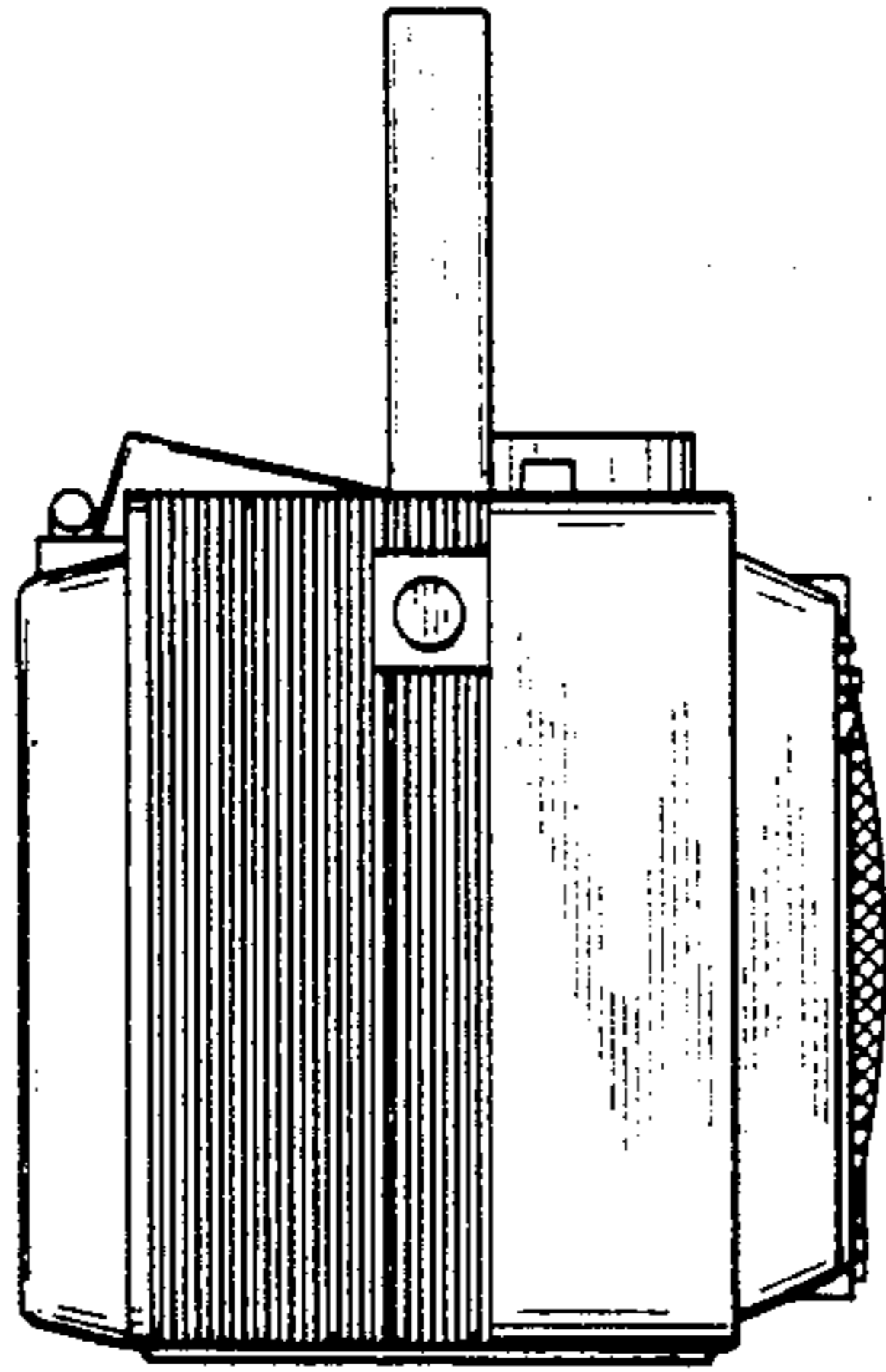


FIG. 4

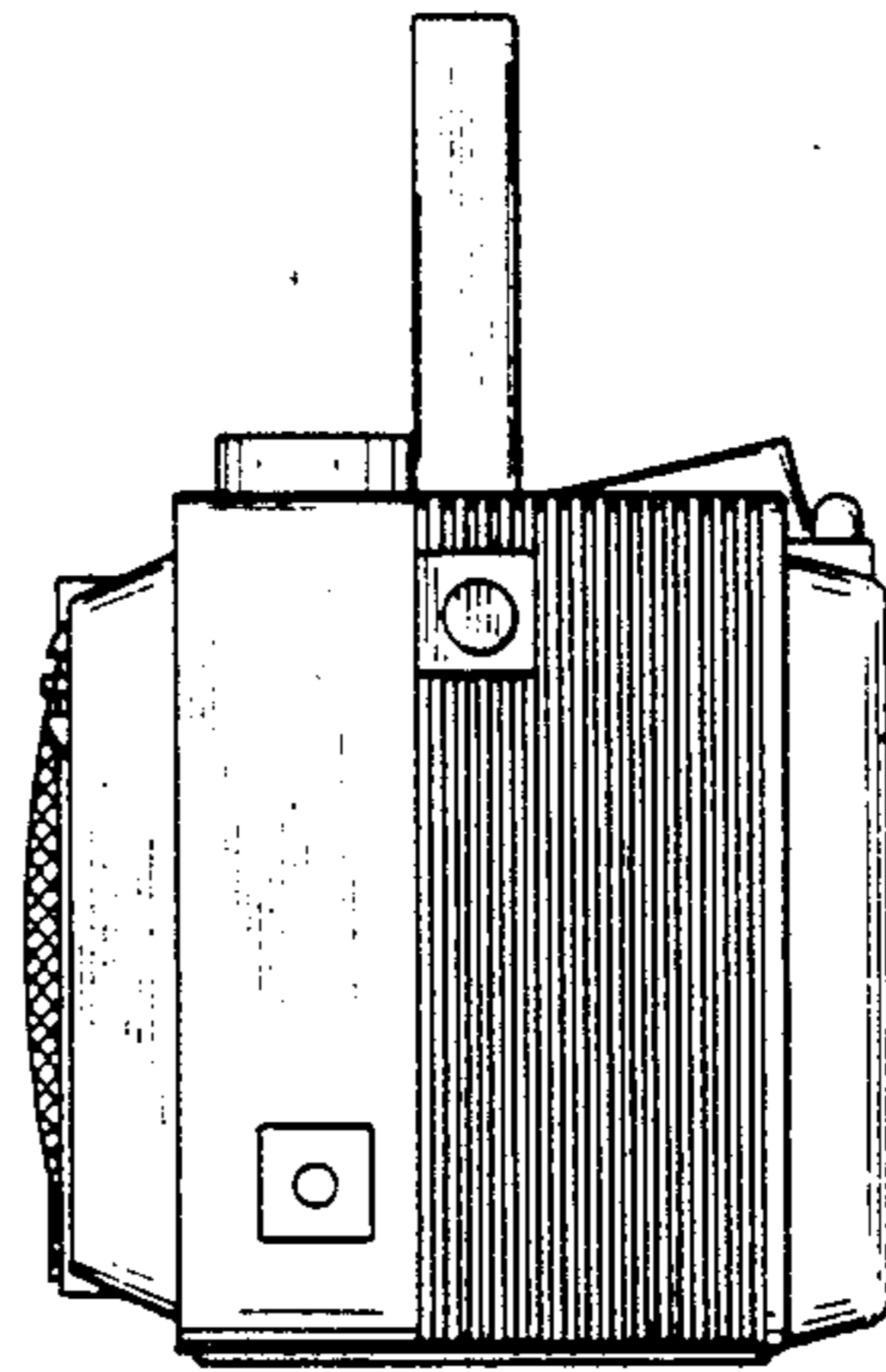


FIG. 5

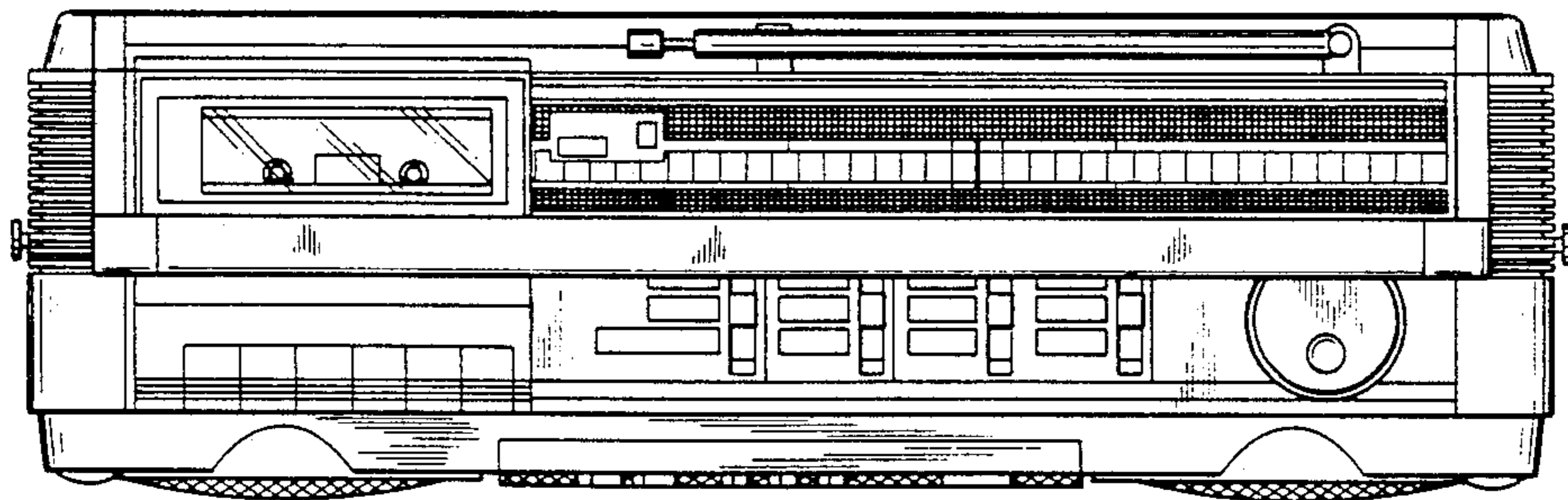


FIG. 6

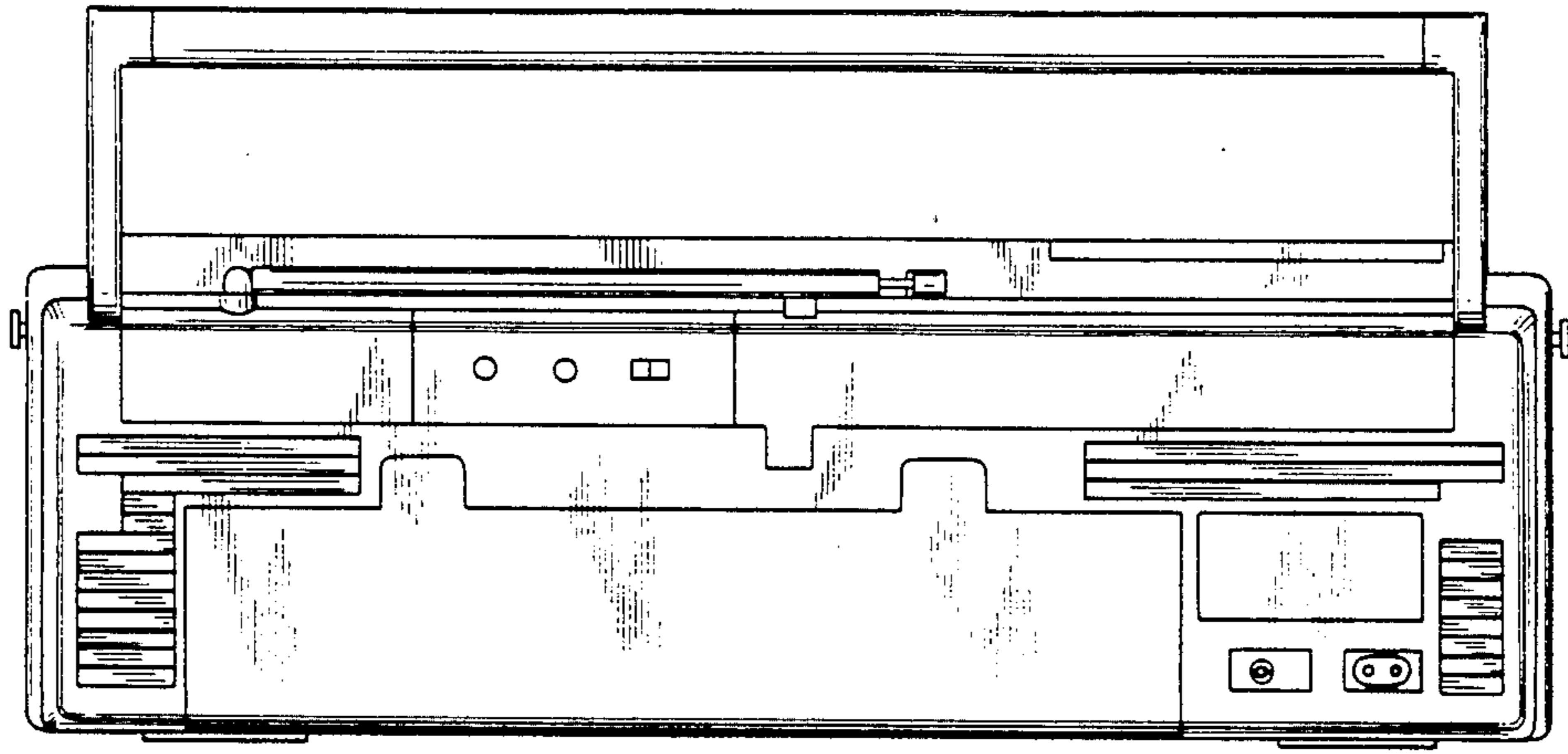


FIG. 7

