

[54] FIRE STARTER

[75] Inventors: Robert E. Carr, Springfield; Robert L. Dunklee, Palmer, both of Mass.; Peter R. Adams, New York, N.Y.

[73] Assignee: Diamond Brands Incorporated, Minneapolis, Minn.

[\*\*] Term: 14 Years

[21] Appl. No.: 916,862

[22] Filed: Oct. 8, 1986

Related U.S. Application Data

[63] Continuation-in-part of Ser. No. 851,404, Apr. 10, 1986.

[52] U.S. Cl. .... D27/30

[58] Field of Search ..... D27/30; D23/90.1, 166; 44/34, 35, 38-44

[56] References Cited

U.S. PATENT DOCUMENTS

148,109	3/1874	Coffin	44/44
250,914	12/1881	Hargreaves	44/44
D. 276,085	10/1984	Ostman	D27/30
1,865,716	7/1932	Waldinger	44/44

FOREIGN PATENT DOCUMENTS

33091	9/1885	Fed. Rep. of Germany	44/42
264262	9/1913	Fed. Rep. of Germany	44/44
455672	2/1928	Fed. Rep. of Germany	44/43
530788	12/1921	France	44/43
31589	9/1904	Switzerland	44/42

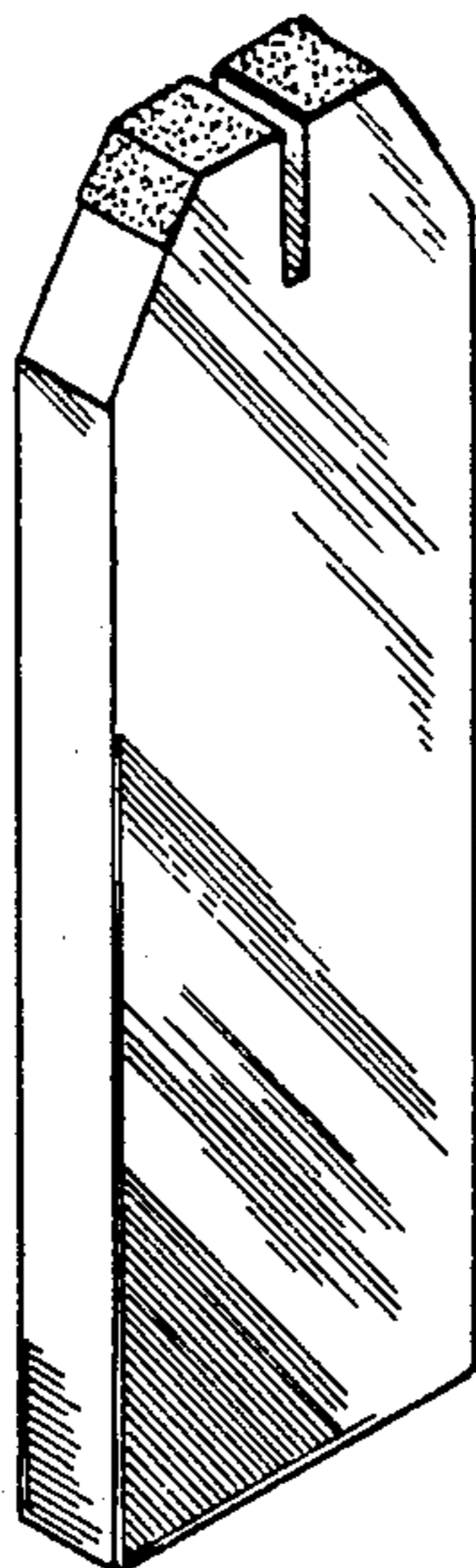
Primary Examiner—Catherine E. Kemper  
Attorney, Agent, or Firm—Paul M. Denk

[57] CLAIM

The ornamental design for the fire starter, as shown and described.

DESCRIPTION

FIG. 1 is an isometric view of a fire starter, showing our new design;  
 FIG. 2 is a front view, the opposite view being a mirror image thereof;  
 FIG. 3 is a side view, the opposite view being a mirror image thereof;  
 FIG. 4 is a top view thereof;  
 FIG. 5 is a bottom view thereof;  
 FIG. 6 is an isometric view of a second embodiment of a fire starter;  
 FIG. 7 is a front view, the opposite view being a mirror image thereof;  
 FIG. 8 is a side view, the opposite side view being a mirror image thereof;  
 FIG. 9 is a top view of FIG. 6; and  
 FIG. 10 is a bottom view of FIG. 6.



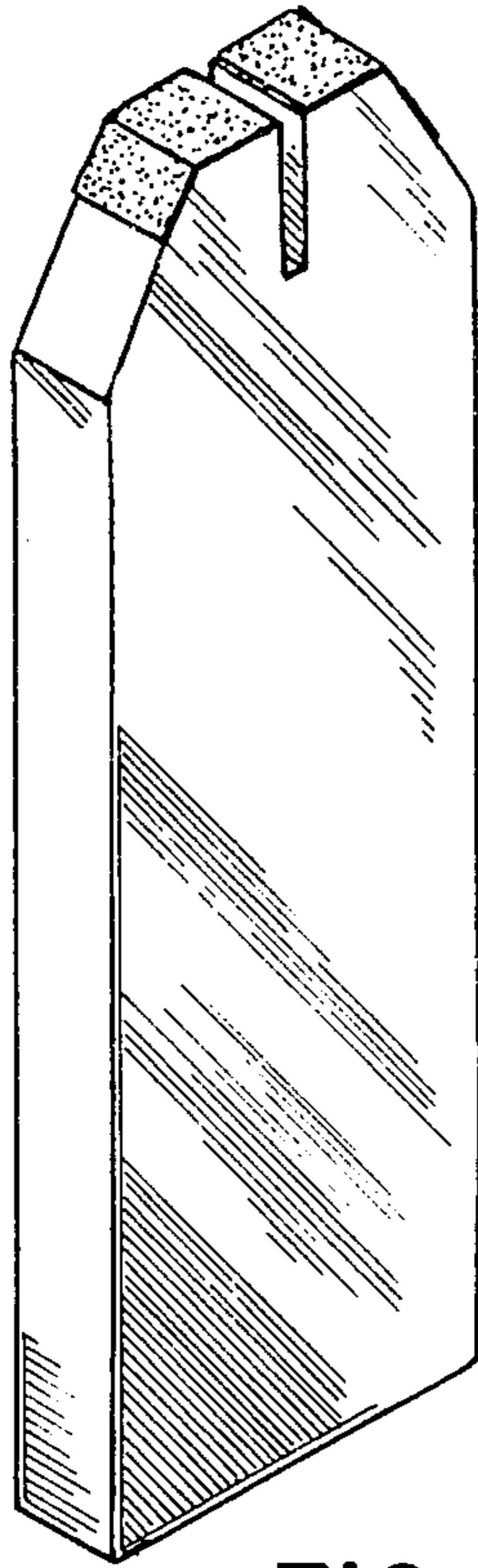


FIG. 1.

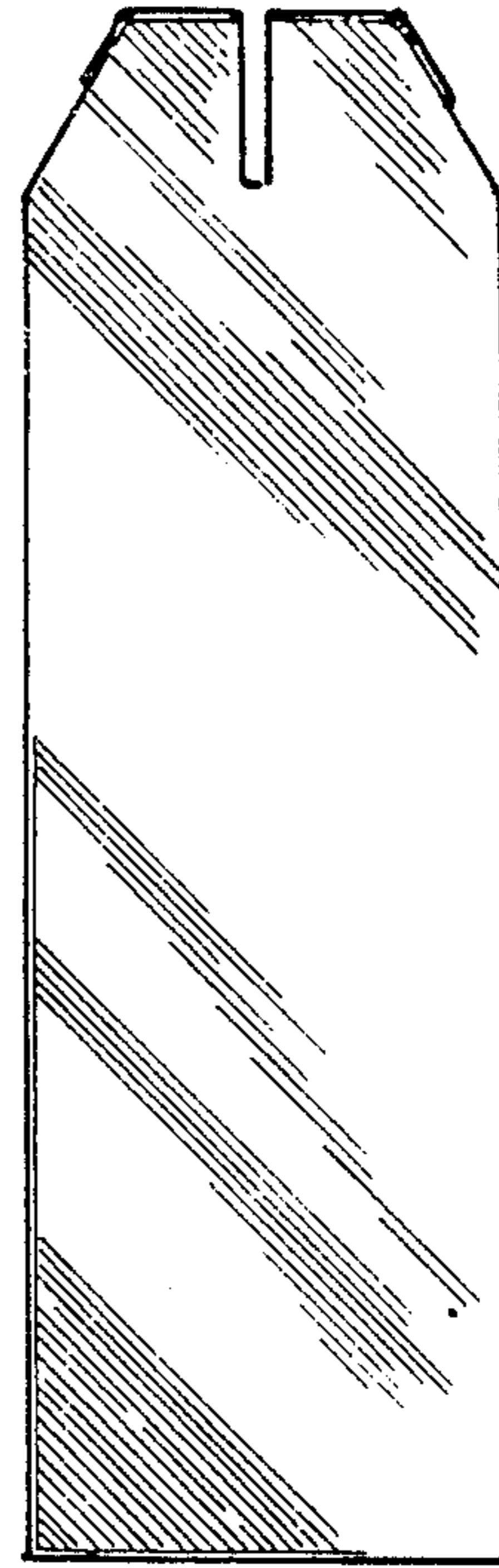


FIG. 2.



FIG. 3.



FIG. 4.



FIG. 5.

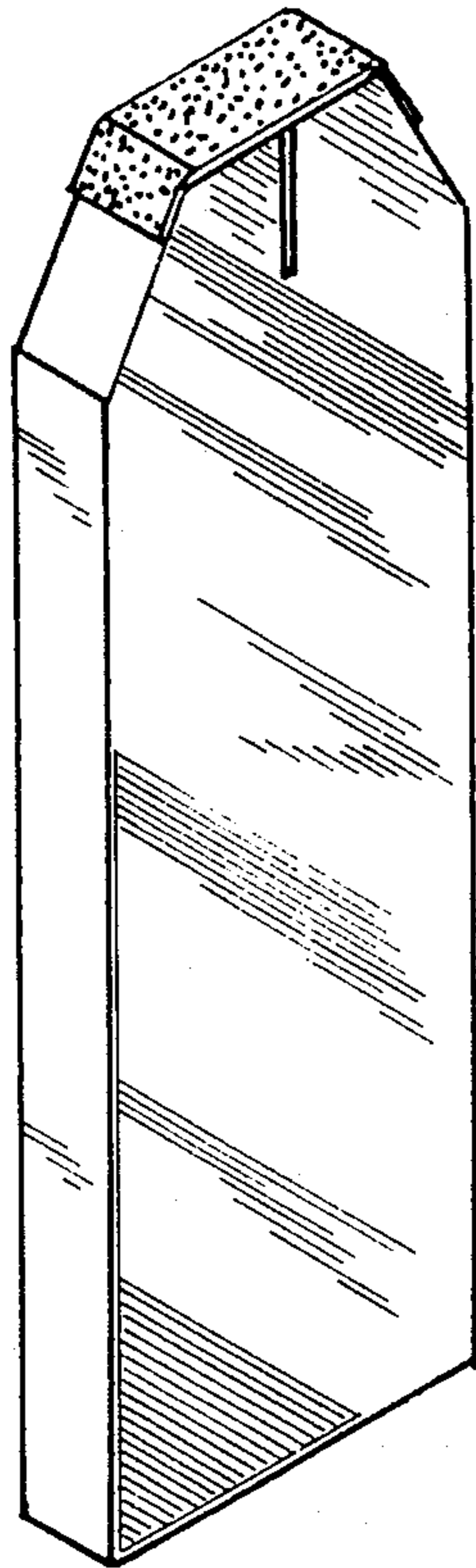


FIG. 6.




FIG. 7.



FIG. 8.



FIG. 9.



FIG. 10.