

United States Patent [19]

Ewing et al.

[11] Patent Number: Des. 294,646

[45] Date of Patent: ** Mar. 8, 1988

[54] AREA LIGHT

[76] Inventors: Robert L. Ewing, 1440 Twin Pines Ct.; John W. Harvey, 495 Courtney Dr.; Richard G. Armstrong, 438 Donovan Dr., all of Newark, Ohio 43055; Randall P. Crothers, 10109 W. Fremont Ave., Littleton, Colo. 80127

[*] Notice: The portion of the term of this patent subsequent to Feb. 23, 2002 has been disclaimed.

[**] Term: 14 Years

[21] Appl. No.: 823,880

[22] Filed: Jan. 29, 1986

[52] U.S. Cl. D26/71

[58] Field of Search D26/68-71, D26/138; 362/296, 297, 300, 307, 310, 311, 362, 363, 431, 217; 248/219.2, 218.3, 158; D25/77

[56] References Cited

U.S. PATENT DOCUMENTS

D. 228,361 9/1973 Burns et al. D26/71
D. 233,852 12/1974 Czellath et al. D26/71

D. 272,475 1/1984 Yahraus D26/71 X
D. 285,010 8/1986 Mullins D26/67
3,156,418 11/1964 Jablonski et al. 248/219.2 X
3,836,767 9/1974 Lasker 362/217
4,319,312 3/1982 De Vos et al. 362/431 X
4,447,864 5/1984 Smith et al. 362/431 X

OTHER PUBLICATIONS

Architectural Record, 10-1976, p. 197, AAL Pendant Luminaires, square, cylinder.

Crouse-Hinds Ad, Architectural Site Luminaire (Mod. RSL).

Primary Examiner—Susan J. Lucas

Attorney, Agent, or Firm—John D. Lister; Cornelius P. Quinn

[57] CLAIM

The ornamental design for an area light, as shown and described.

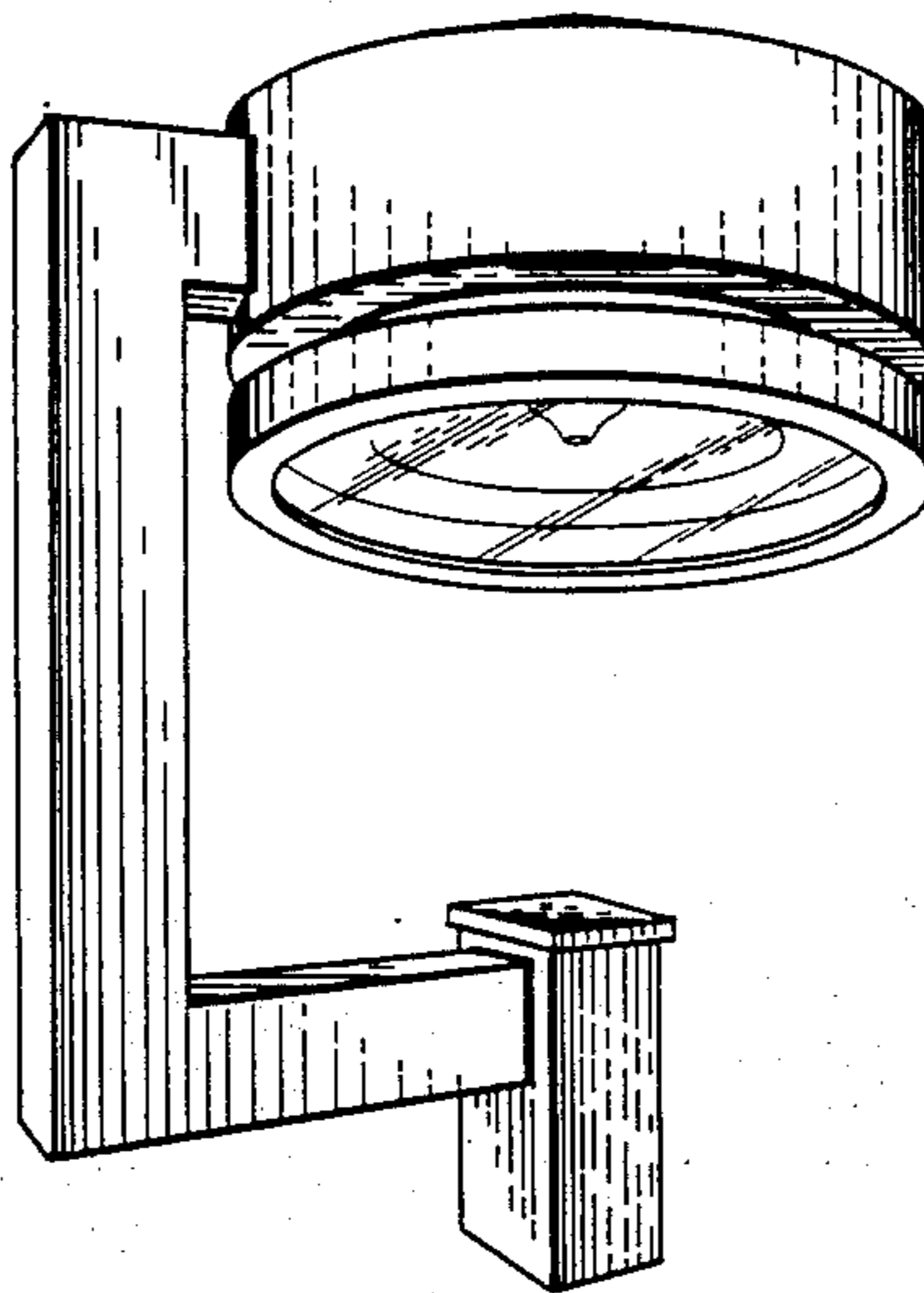
DESCRIPTION

FIG. 1 is a side perspective view of an area light showing our new design.

FIG. 2 is a side elevational view thereof the opposite side being a mirror image;

FIG. 3 is a front elevational view thereof;

FIG. 4 is a top plan view thereof.



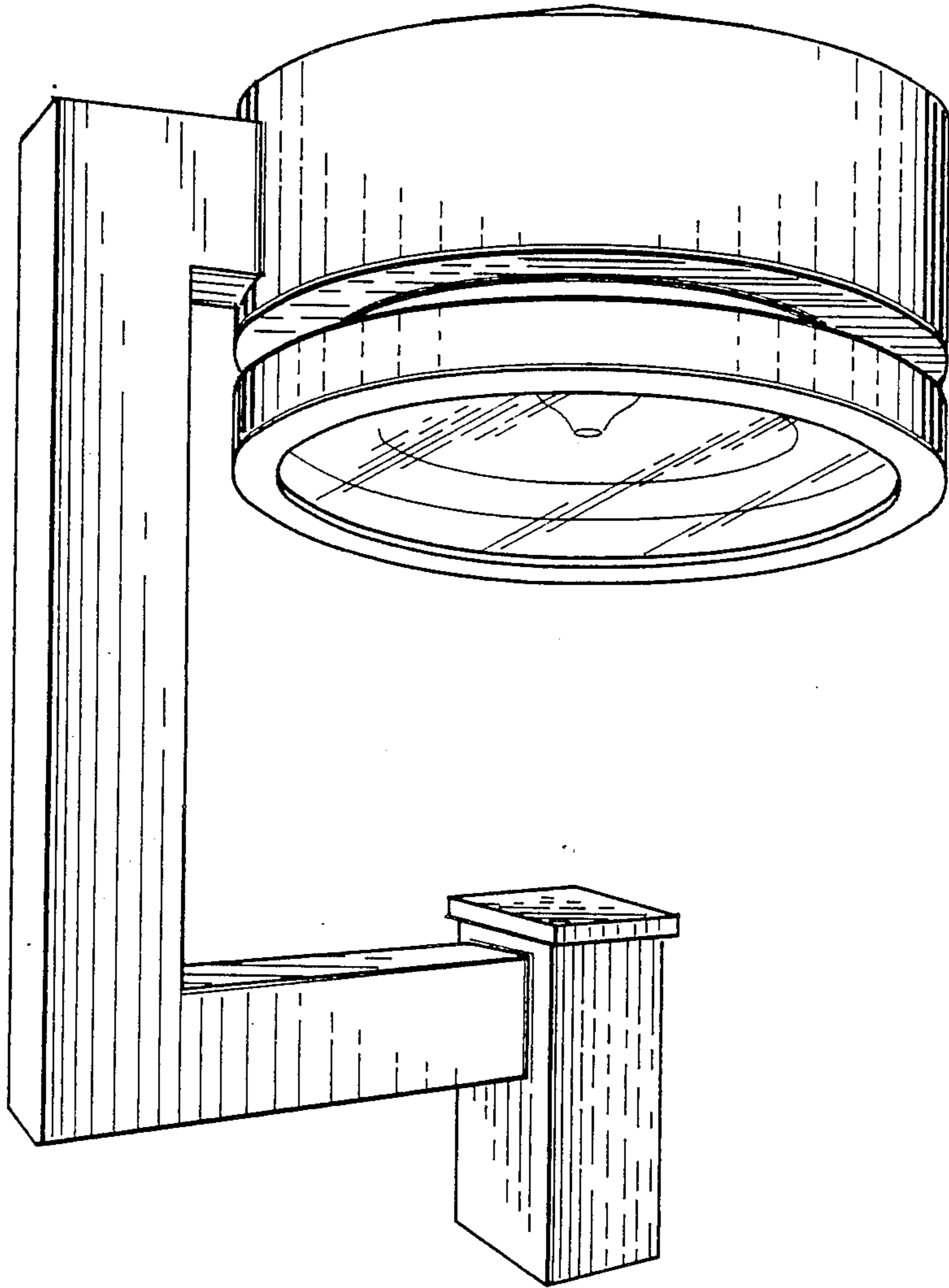


Fig. 1

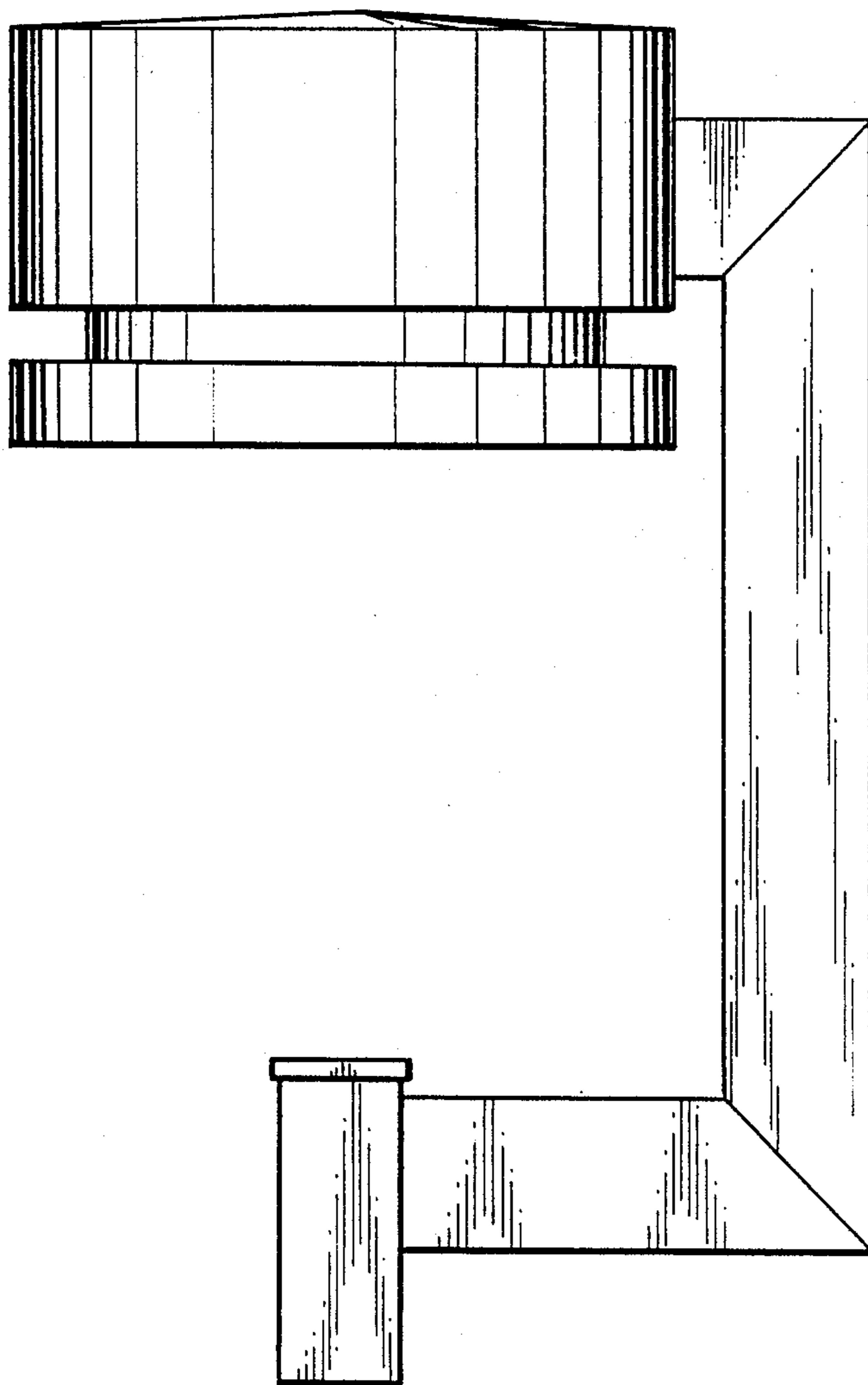


Fig. 2.

Fig. 3.

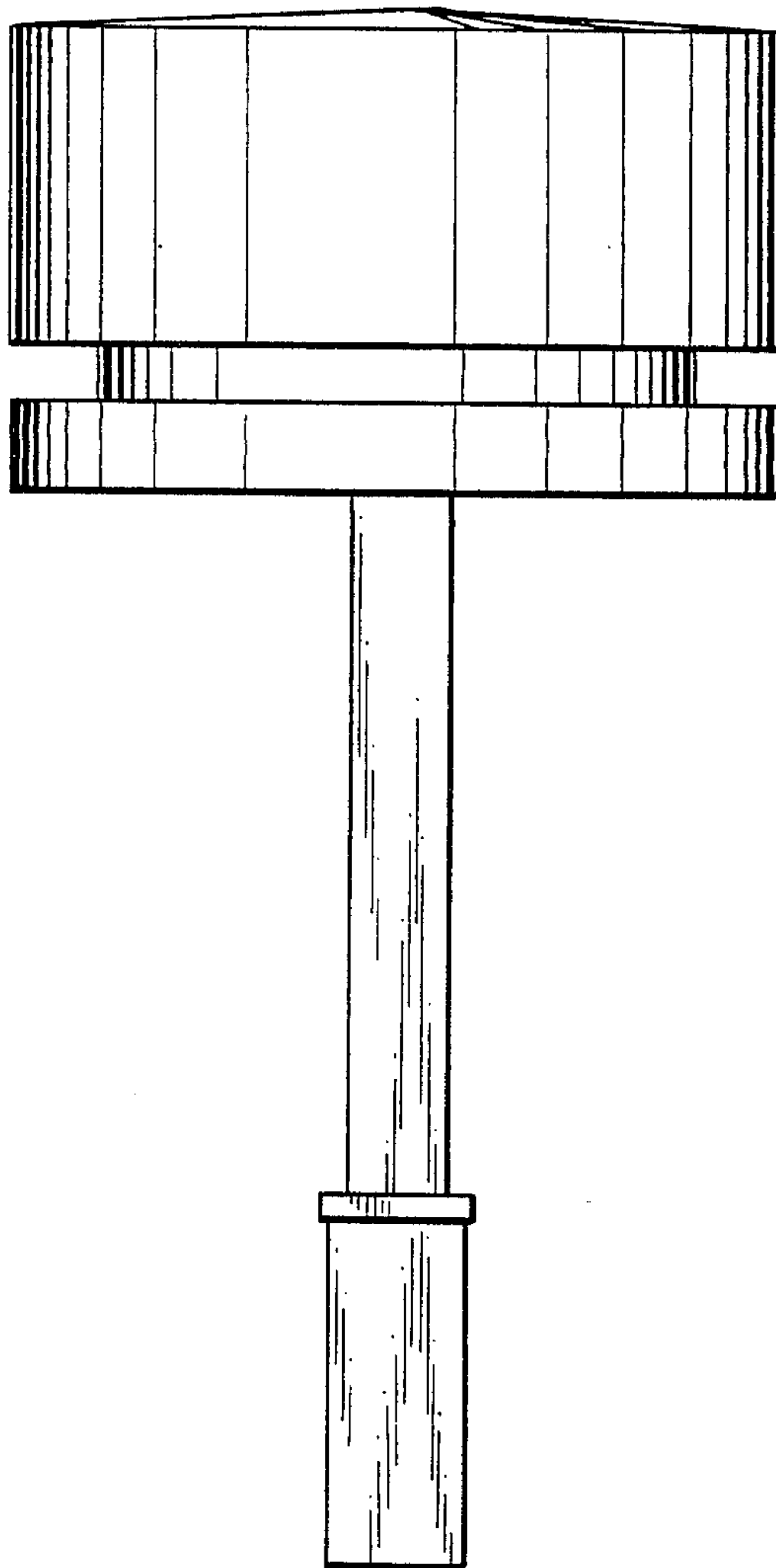


Fig. 4.

