

[54] **VAPOR DISPENSING CONTAINER**

[75] **Inventors: Earl Hoyt, Franklin Lakes;
Manharbhai K. Patel, Saddle Brook,
both of N.J.**

[73] **Assignee: Airwick Industries, Inc., Carlstadt,
N.J.**

[*] **Notice: The portion of the term of this patent
subsequent to Nov. 11, 2000 has been
disclaimed.**

[**] **Term: 14 Years**

[21] **Appl. No.: 742,679**

[22] **Filed: Jun. 10, 1985**

[52] **U.S. Cl. D23/366**

[58] **Field of Search D9/307, 335, 349, 352,
D9/389, 404, 403; D7/56, 57, 5, 17; D23/150,
148, 366; D19/96; 215/1 R, 1 C**

[56] **References Cited**

U.S. PATENT DOCUMENTS

D. 210,867	4/1968	Kuroda	D9/154
D. 233,074	10/1974	Crockett	D19/96
D. 235,648	7/1975	Anderson	D23/150
D. 267,234	12/1982	Lundén	D9/389
D. 268,361	3/1983	Philipp et al.	D23/150
D. 270,038	8/1983	Lipscombe	D9/389
D. 286,674	11/1986	Hoyt	D23/148
D. 286,675	11/1986	Hoyt	D23/148
2,219,959	10/1940	Laidley	299/24
2,713,628	7/1955	Barkin	219/40
4,413,779	11/1983	Santini	239/45


Primary Examiner—Robert C. Spangler
Attorney, Agent, or Firm—Felfe & Lynch

[57] **CLAIM**

The ornamental design for a vapor dispensing container, as shown.

DESCRIPTION

FIG. 1 is a bottom perspective view of a vapor dispensing container showing our new design;
FIG. 2 is a top plan view thereof;
FIG. 3 is a side elevational view thereof; and
FIG. 4 is a bottom plan view thereof.






FIG. 1

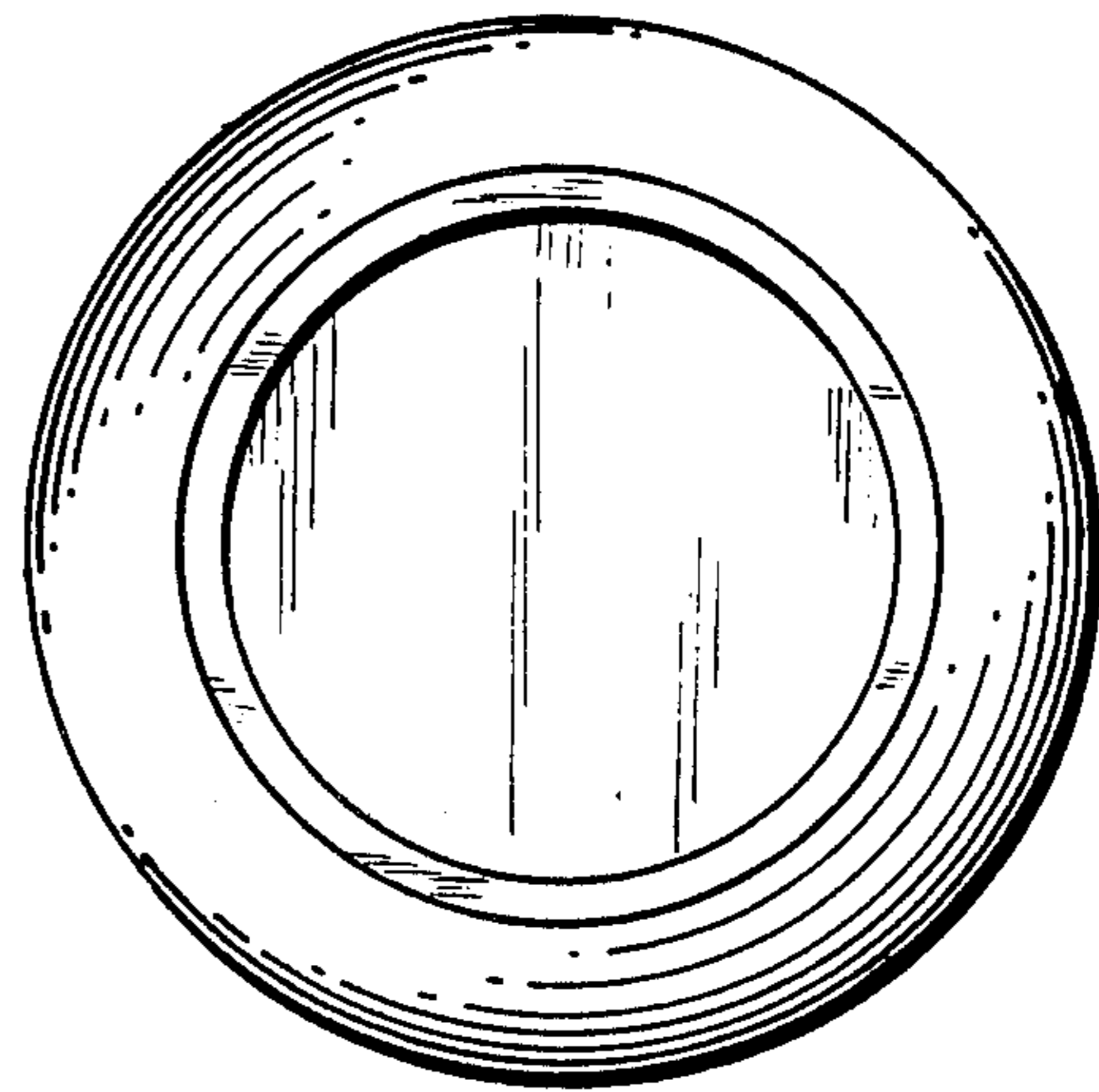


FIG. 2




FIG. 3

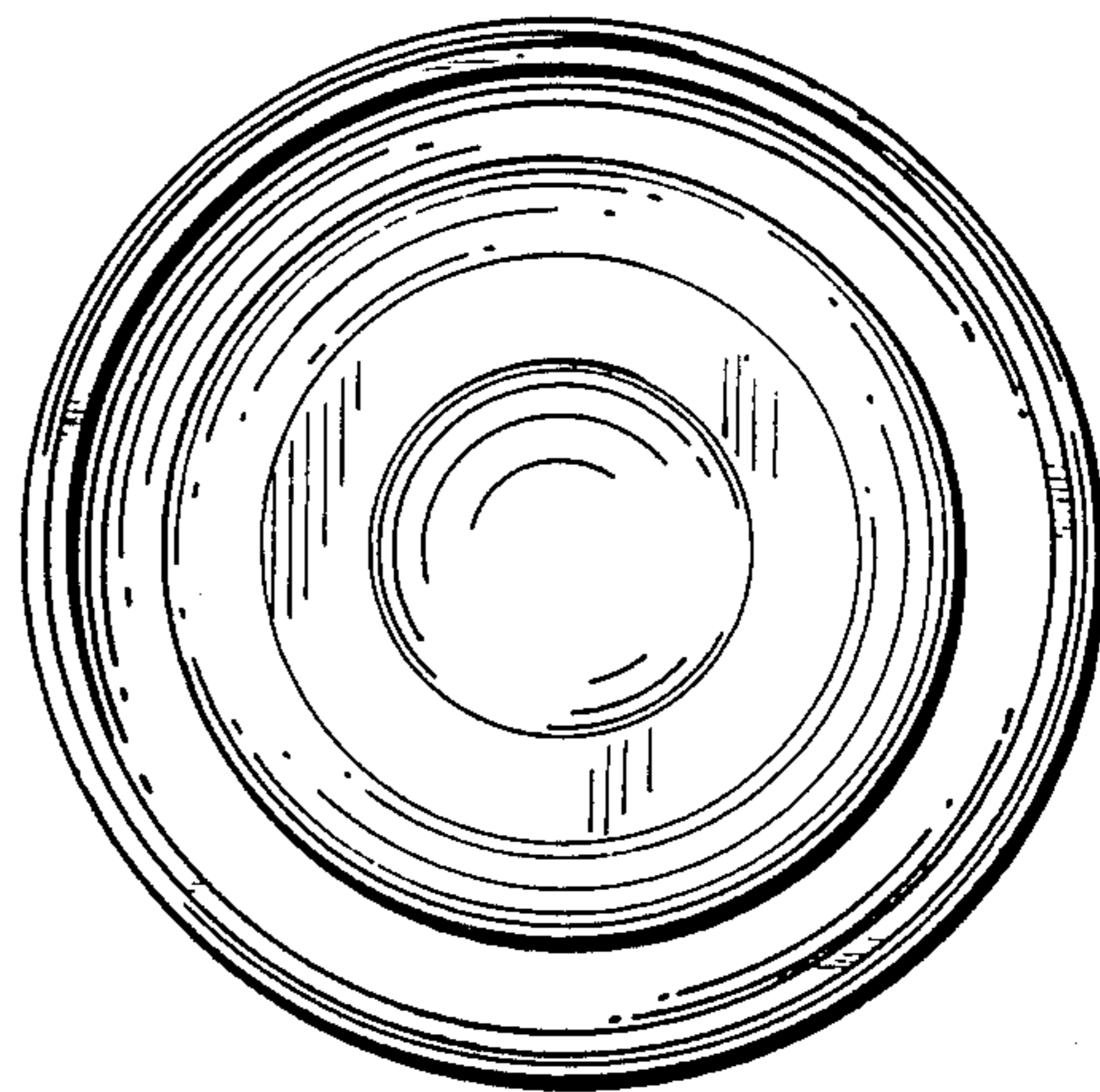


FIG. 4