

[54] **SPINNING ROD HANDLE**  
[75] **Inventor: James T. Rumbaugh, Spirit Lake, Iowa**  
[73] **Assignee: Berkley, Inc., Spirit Lake, Iowa**  
[\*\*] **Term: 14 Years**  
[21] **Appl. No.: 759,071**  
[22] **Filed: Jul. 25, 1985**  
[52] **U.S. Cl. .... D22/142**  
[58] **Field of Search ..... D22/142; 42/20, 22, 42/23**

4,578,890 4/1986 Childre ..... 43/22

*Primary Examiner—A. Hugo Word*  
*Attorney, Agent, or Firm—Faegre & Benson*

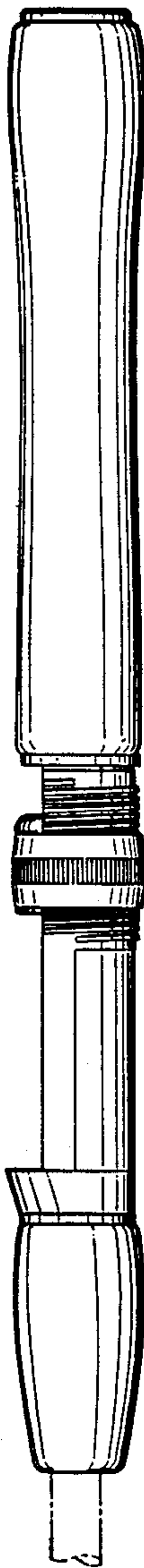
[57] **CLAIM**

The ornamental design for the spinning rod handle, substantially as shown and described.

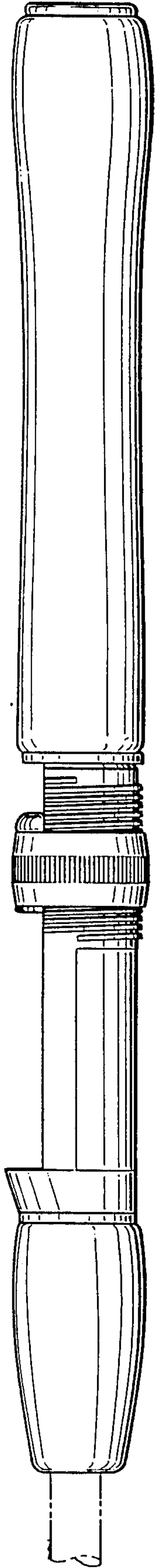
**DESCRIPTION**

FIG. 1 is a left side elevational view of a spinning rod handle embodying my new design; FIG. 2 is top plan view thereof; FIG. 3 is a bottom plan view thereof; FIG. 4 is a front elevational view thereof; and FIG. 5 is a rear elevational view thereof. The broken line showing of the rod is for illustrative purposes only and forms no part of the claimed design.


[56] **References Cited**  
**U.S. PATENT DOCUMENTS**  
D. 272,556 2/1984 McMickle et al. .... D22/142




*Fig. 1*



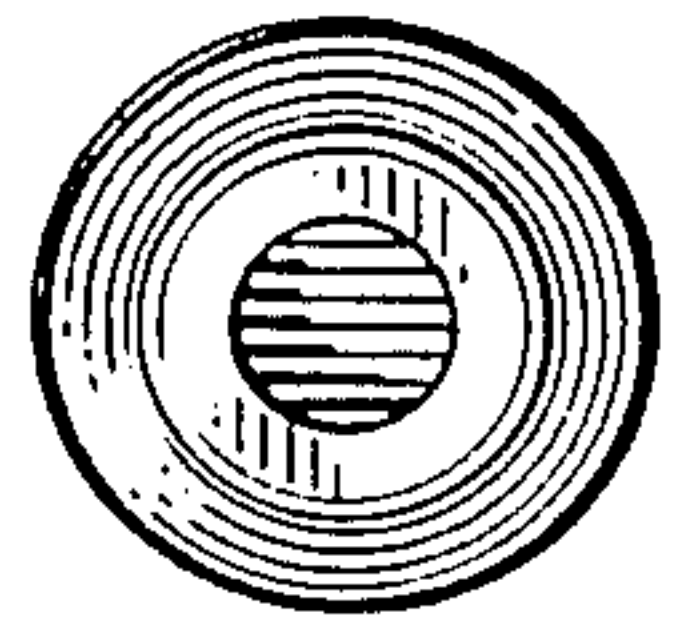
*Fig. 2*



*Fig. 3*



*Fig. 4*



*Fig. 5*

