

[54] BARBELL SUPPORT STAND ACCESSORY OR SIMILAR ARTICLE

[76] Inventor: Robert Chenera, 140 Walton Ave., Union, N.J. 07083

[\*\*] Term: 14 Years

[21] Appl. No.: 783,154

[22] Filed: Oct. 2, 1985

[52] U.S. Cl. .... D21/191; D6/417; D6/462

[58] Field of Search ..... D21/191 F, 199; 272/94, 272/109, 70.3, 116, 122, 125, 134, 143; D6/417, 462

[56] References Cited

U.S. PATENT DOCUMENTS

- D. 271,920 12/1983 Sanker ..... D6/417
- D. 286,591 11/1986 Russell ..... D6/417

2,891,676 6/1959 Miller ..... D6/462

OTHER PUBLICATIONS

Marcy catalog, p. 26, item #1915, rack/press bench.

Primary Examiner—Charles A. Rademaker  
Attorney, Agent, or Firm—Louis E. Marn

[57] CLAIM

The ornamental design for a barbell support stand accessory or similar article, as shown and described.

DESCRIPTION

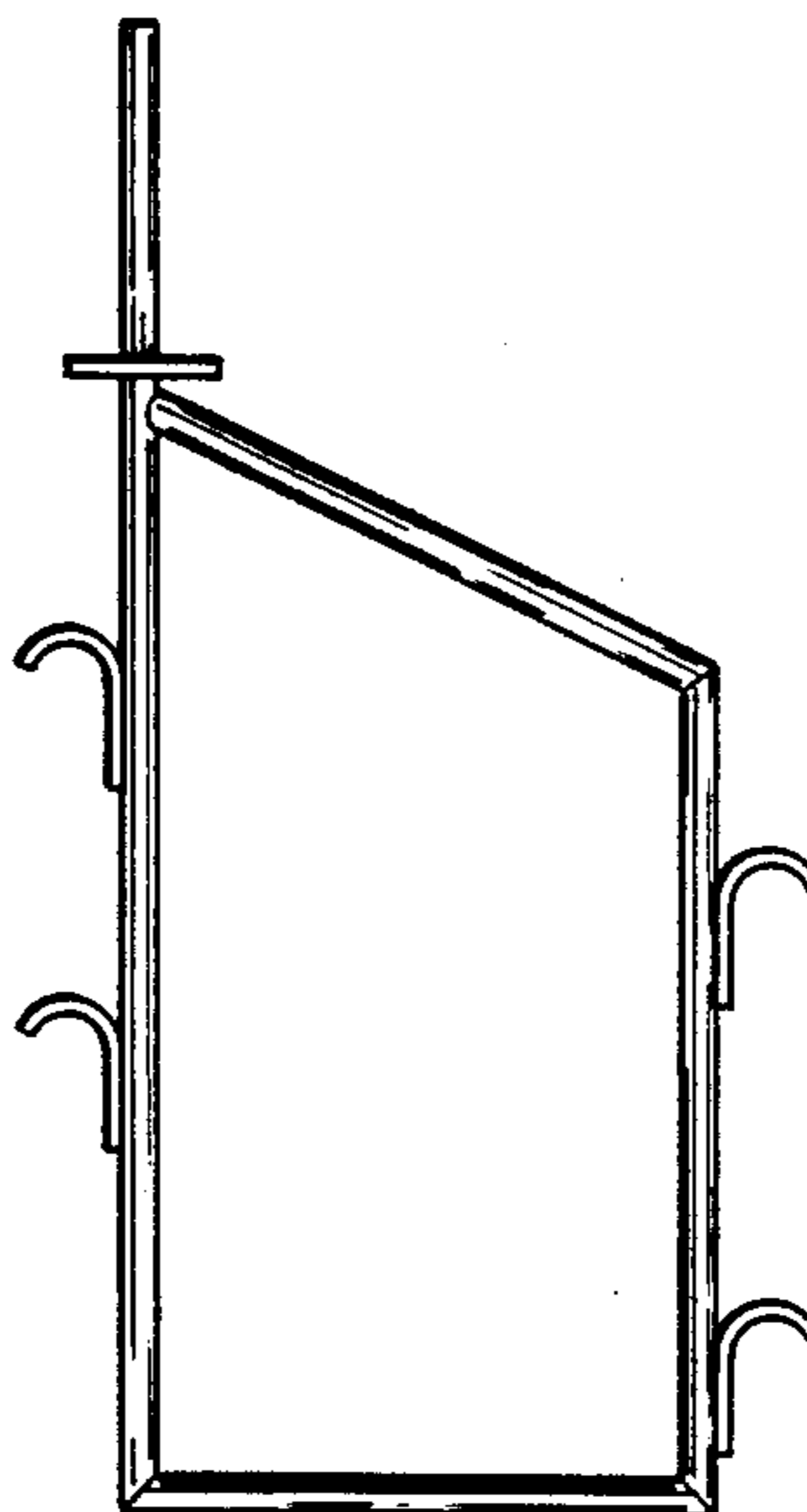
FIG. 1 is a side elevational view of a barbell support stand accessory or similar article, showing my new design, the side opposite being substantially a mirror image;

FIG. 2 is a left side elevational view thereof;

FIG. 3 is a right side elevational view thereof;

FIG. 4 is a top plan view thereof; and,

FIG. 5 is a bottom plan view thereof.



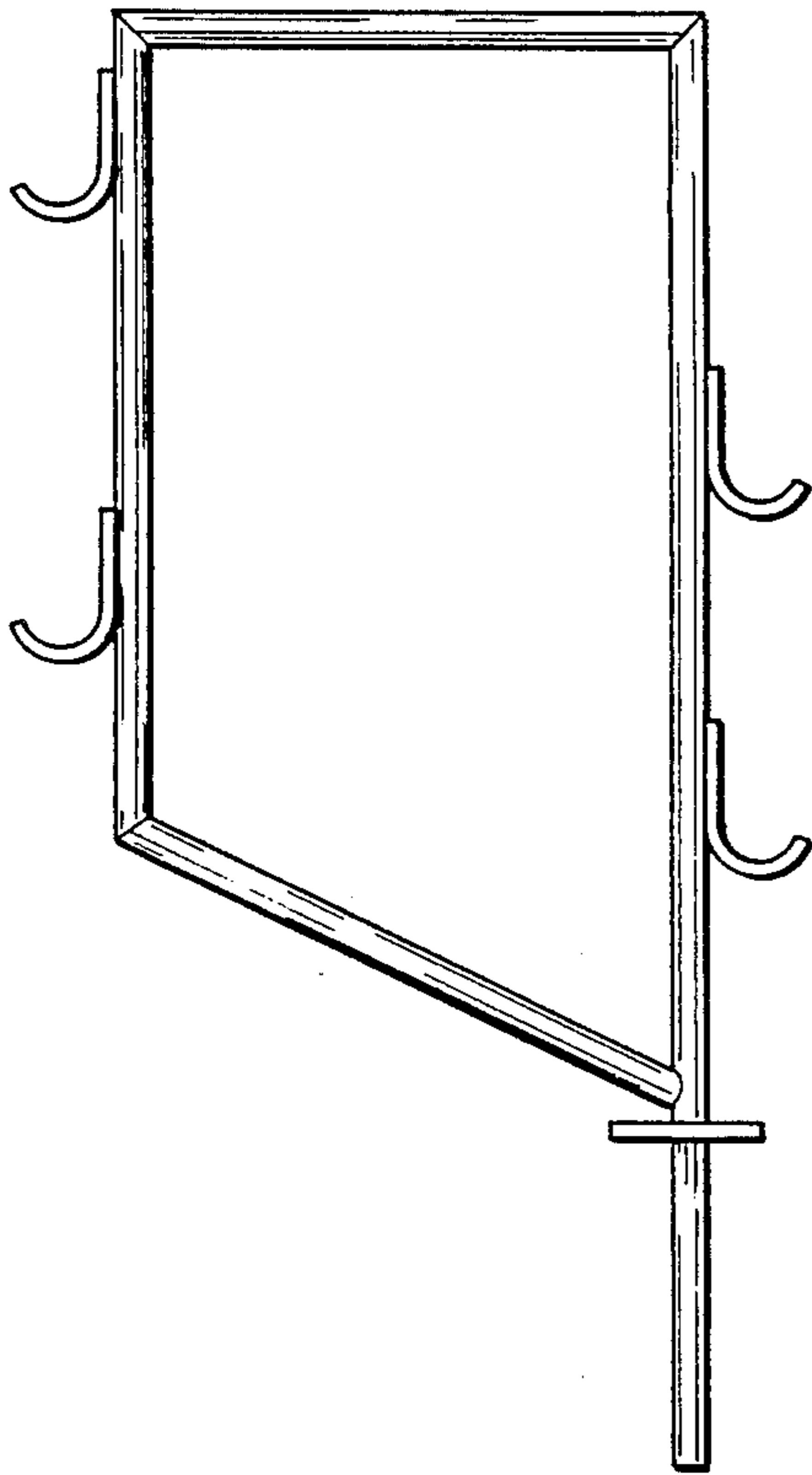


Fig. 1



Fig. 2

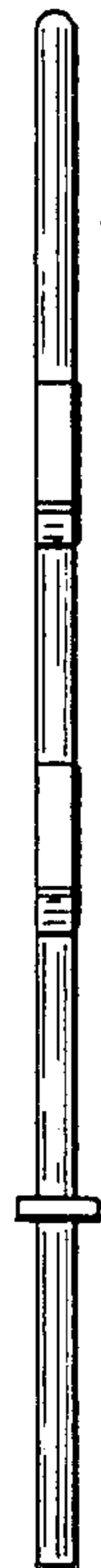


Fig. 3



Fig. 4

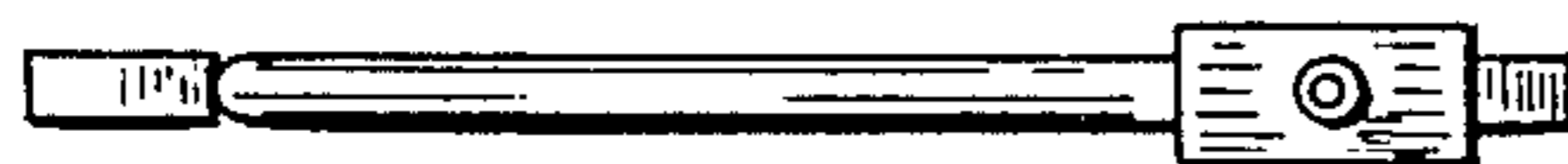


Fig. 5