

[54] SIGN

2,180,261 11/1939 Stephenson et al. 40/591 X
3,670,438 6/1972 Carroll et al. 40/591 X

[76] Inventors: William A. Patsis, 135 Ocean Dr.
#210, Miami Beach, Fla. 33139;
Michael D. Diamas, 1160 NE. 110th
Ter., Miami Shores, Fla. 33161

[**] Term: 14 Years

[21] Appl. No.: 934,132

[22] Filed: Nov. 24, 1986

[52] U.S. Cl. D20/31

[58] Field of Search 40/2 R, 584, 591, 593;
116/28 R; D20/10, 11, 13, 14, 22-25, 29-33, 35,
40, 42

[56] References Cited

U.S. PATENT DOCUMENTS

D. 88,161	11/1932	Louis	D20/40
D. 111,988	11/1938	Moore	D20/13
D. 138,040	6/1944	Gardner	D20/13 X
D. 164,409	9/1951	Dey	D20/31
D. 221,489	8/1971	Stortz	D20/31 X

OTHER PUBLICATIONS

Seton name plate Corp. catalog 83BG-2(1982-83), p.
B31-Yield Sign; p. B42-Signs.

Primary Examiner—Catherine E. Kemper
Attorney, Agent, or Firm—William R. Moran

[57] CLAIM

The ornamental design for a sign, as shown and de-
scribed.

DESCRIPTION

FIG. 1 is a front elevational view of a sign, showing my
new design;
FIG. 2 is a side elevational view thereof;
FIG. 3 is a top plan view thereof;
FIG. 4 is a rear elevational view thereof;
FIG. 5 is a bottom plan view thereof;
FIG. 6 is a cross sectional view thereof, taken along line
6-6 of FIG. 1.




FIG. 1

6 ←

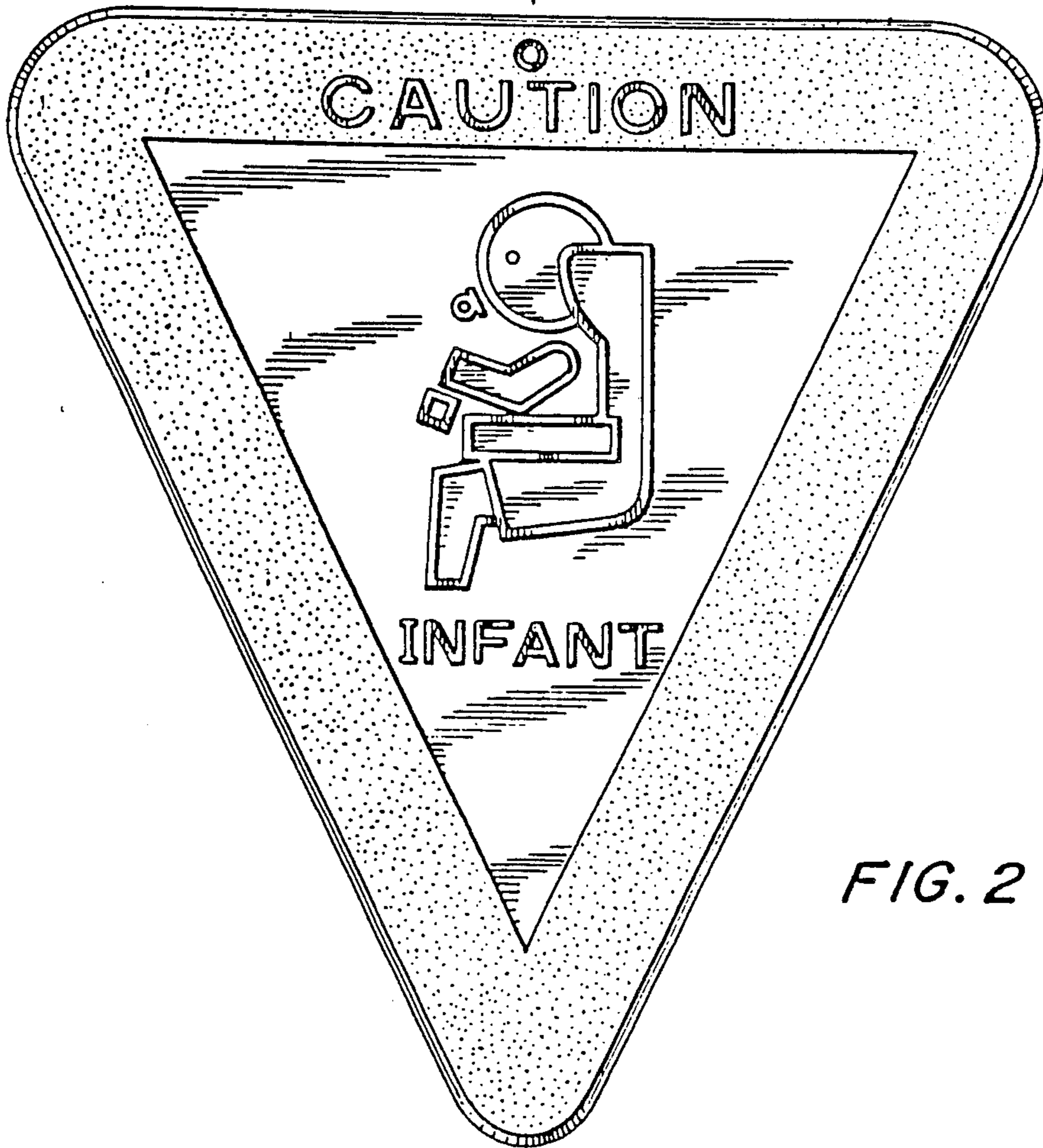


FIG. 2



6 ←

FIG. 3



FIG. 4

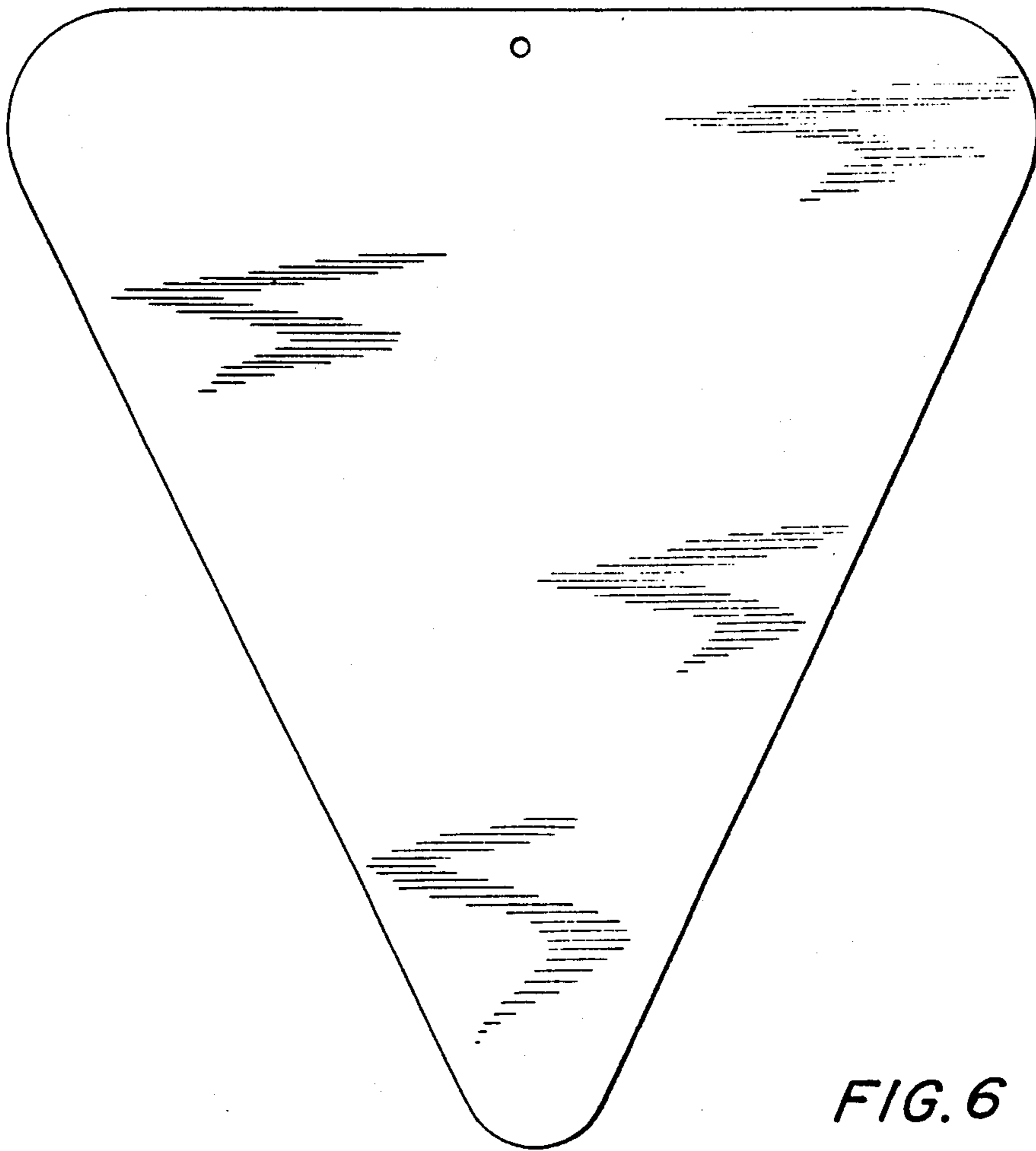


FIG. 6



FIG. 5

