

[54] BALLPOINT PEN

[75] Inventors: Tatsuro Funahashi, Komaki; Shiro Hayashi, Nagoya, both of Japan

[73] Assignee: Shachihata Industrial Co., Ltd., Nagoya, Japan

[**] Term: 14 Years

[21] Appl. No.: 780,315

[22] Filed: Sep. 26, 1985

[30] Foreign Application Priority Data

Apr. 1, 1985 [JP] Japan 60-13195
[52] U.S. Cl. D19/51; D19/57
[58] Field of Search D19/35, 36, 41-51, D19/56, 57

[56] References Cited

U.S. PATENT DOCUMENTS

D. 253,060 10/1979 Itoh D19/48
D. 261,010 9/1981 Itoh D19/51
D. 265,741 8/1982 Funahashi D19/49
D. 277,393 1/1985 Oyabu D19/51

FOREIGN PATENT DOCUMENTS

54-6461 10/1980 Japan .

601174 2/1983 Japan .

Primary Examiner—George P. Word
Attorney, Agent, or Firm—Fleit, Jacobson, Cohn & Price

[57] CLAIM

The ornamental design for a ballpoint pen, as shown and described.

DESCRIPTION

FIG. 1 is a perspective view of a ballpoint pen, showing our new design with the cap on the end remote from the writing point;
FIG. 2 is a front elevational view thereof;
FIG. 3 is a rear elevational view thereof;
FIG. 4 is a left side elevational view thereof;
FIG. 5 is a top plan view thereof;
FIG. 6 is a bottom plan view thereof;
FIG. 7 is a perspective view of the ballpoint pen with the cap placed on the opposite end and covering the writing point;
FIG. 8 is a front elevational view of FIG. 7;
FIG. 9 is a top plan view of FIG. 8;
FIG. 10 is an elevational view of the ballpoint pen without the cap;
FIG. 11 is a front elevational view of the cap; and,
FIG. 12 is a longitudinally sectional view taken on a center line of FIG. 2.



FIG. 1

FIG. 2

FIG. 3

FIG. 4






FIG. 7




FIG. 8




FIG. 10



FIG. 11



FIG. 5



FIG. 6

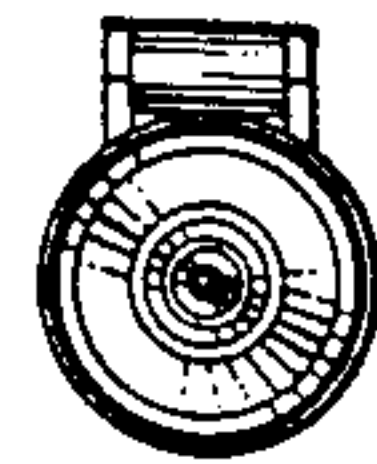


FIG. 9

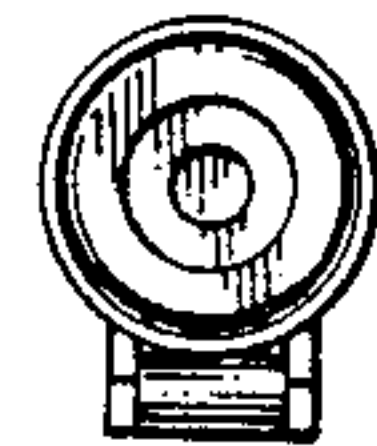


FIG. 12

