

[54] MARKING PEN

[75] Inventors: **Tatsuro Funahashi, Komaki; Shiro Hayashi, Nagoya, both of Japan**

[73] Assignee: **Shachihata Industrial Co., Ltd., Nagoya, Japan**

[**] Term: **14 Years**

[21] Appl. No.: **780,314**

[22] Filed: **Sep. 26, 1985**

[30] Foreign Application Priority Data

Apr. 1, 1985 [JP] Japan 60-13196
 [52] U.S. Cl. D19/48; D19/51; D19/57
 [58] Field of Search D19/35, 36, 41-51, D19/56, 57

[56] References Cited

U.S. PATENT DOCUMENTS

D. 252,333 7/1979 Funahashi D19/6
 D. 253,060 10/1979 Itoh D19/48
 D. 256,136 7/1980 Muller D19/51
 D. 258,217 2/1981 Sakaoka D19/6
 D. 269,189 5/1983 Sakaoka D19/56
 D. 275,297 8/1984 Ohyabu D19/49
 D. 277,393 1/1985 Oyabu D19/51

FOREIGN PATENT DOCUMENTS

505201 3/1979 Japan .
 57-5261 2/1982 Japan .
 611306 8/1983 Japan .

Primary Examiner—George P. Word
Attorney, Agent, or Firm—Fleit, Jacobson, Cohn & Price

[57] CLAIM

The ornamental design for a marking pen, as shown and described.

DESCRIPTION

FIG. 1 is a perspective view of a marking pen, showing our new design with the cap on the end remote from the writing point;
 FIG. 2 is a front elevational view thereof;
 FIG. 3 is a rear elevational view thereof;
 FIG. 4 is a left side elevational view thereof;
 FIG. 5 is a top plan view thereof;
 FIG. 6 is a bottom plan view thereof;
 FIG. 7 is a perspective view of the marking pen with the cap placed on the opposite end and covering the writing point;
 FIG. 8 is a front elevational view of FIG. 7;
 FIG. 9 is a top plan view of FIG. 8;
 FIG. 10 is an elevational view of the marking pen without the cap;
 FIG. 11 is a front elevational view of the cap; and,
 FIG. 12 is a longitudinally sectional view taken on a center line of FIG. 2.



FIG. 1

FIG. 2

FIG. 3

FIG. 4





FIG. 7




FIG. 8




FIG. 10



FIG. 11



FIG. 5

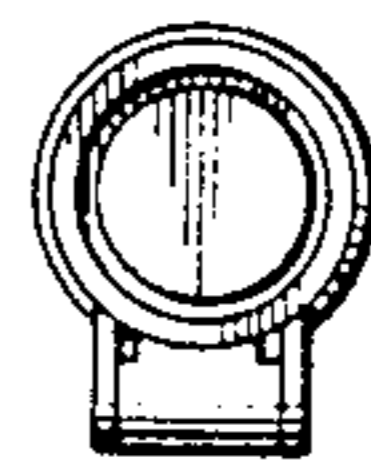


FIG. 6



FIG. 9

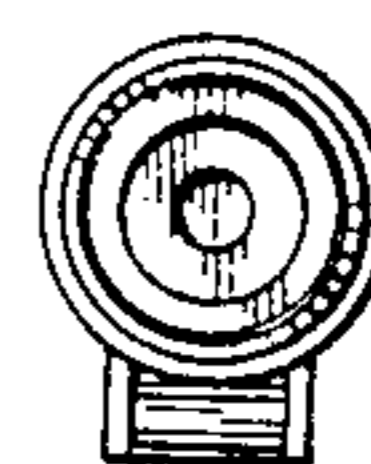


FIG. 12

