

[54] TIE BAR
 [75] Inventor: James R. Espy, St. Paul, Minn.
 [73] Assignee: Minnesota Mining and Manufacturing Company, St. Paul, Minn.
 [**] Term: 14 Years
 [21] Appl. No.: 758,527
 [22] Filed: Jul. 24, 1985
 [52] U.S. Cl. D16/37; D16/32; D16/38; D14/11
 [58] Field of Search D16/10, 26, 27-28, D16/32, 33-34, 37, 38; 206/52-53, 387, 389, 406-409, 397, 404, 413-416; 242/55.2, 55.53; 355/72

[56] References Cited
 U.S. PATENT DOCUMENTS
 D. 206,183 11/1966 Kushmuk D10/64
 2,529,420 11/1950 Ramquist 242/55.2
 2,927,710 3/1960 Raber 216/33
 3,307,688 3/1967 Widmont, Jr. 206/52
 3,337,157 8/1967 Plog 242/129.8
 3,346,208 10/1967 Hoffman et al. 242/55.2
 3,532,210 10/1970 Minion et al. 206/52
 3,756,392 9/1973 Oehlmann 206/59 E
 3,788,573 1/1974 Thompson 242/55.2

3,907,109 9/1975 Primicerio et al. 206/406
 3,937,325 2/1976 Dodge et al. 206/387
 3,944,148 3/1976 Freeman et al. 206/407
 4,034,891 7/1977 Mecham 220/339
 4,231,475 11/1980 Kessler 206/408 X
 4,235,389 11/1980 Ness 242/55.2
 4,291,802 9/1981 Buelens 206/409
 4,296,857 10/1981 Huck 206/53
 4,302,102 11/1981 Stark et al. 355/72
 4,320,834 3/1982 Tamaki 206/404
 4,431,139 2/1984 Barnsbee et al. 242/55.53
 4,597,658 7/1986 Buelens 206/409 X
 4,671,409 6/1987 Espy 206/397

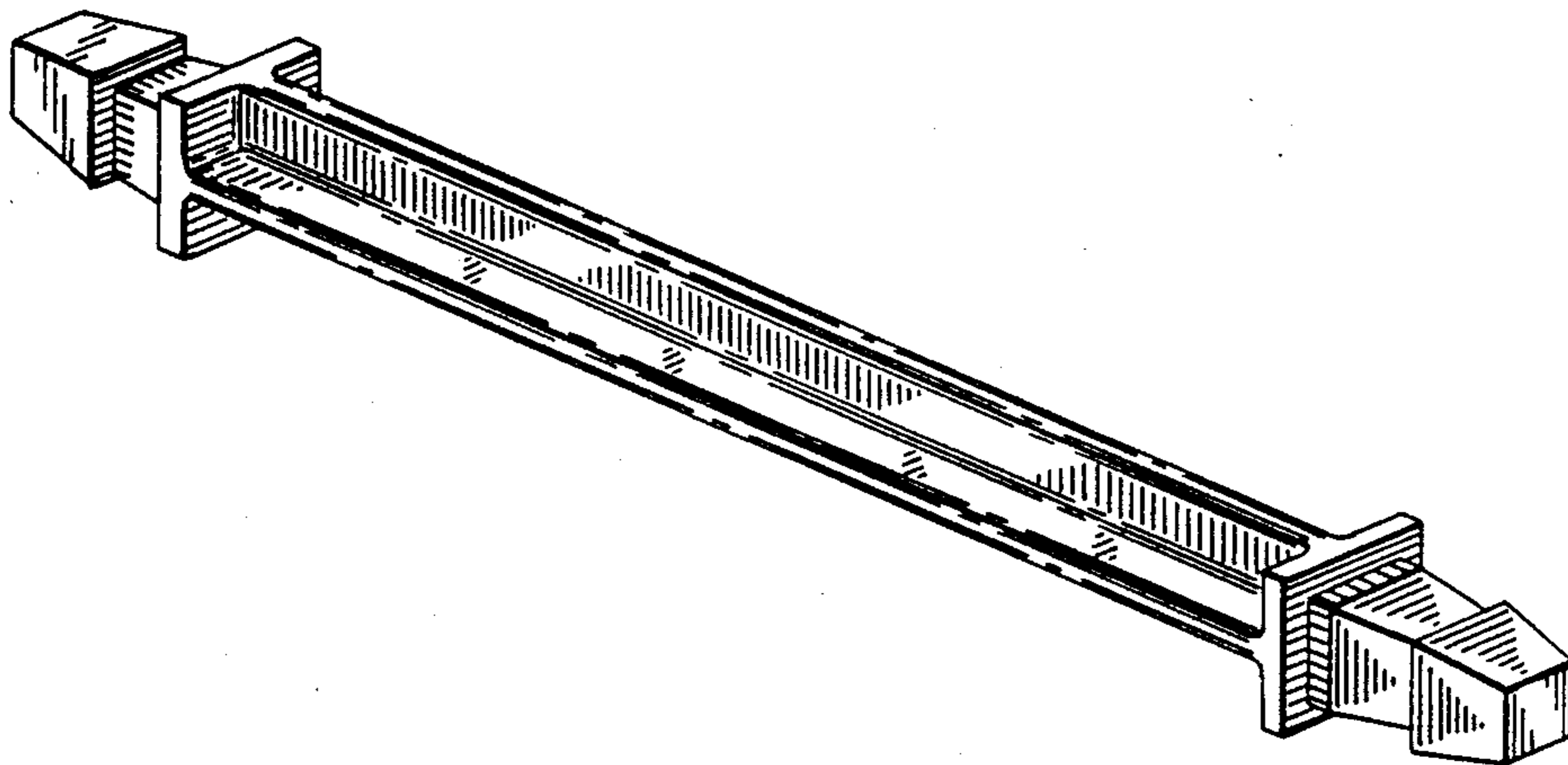
Primary Examiner—Nelson C. Holtje
 Attorney, Agent, or Firm—Donald M. Sell; James A. Smith; David W. Anderson

[57] CLAIM

The ornamental design for a tie bar, substantially as shown and described.

DESCRIPTION

FIG. 1 is a perspective view of a tie bar showing my design;
 FIG. 2 is a top plan view thereof, the bottom plan view, front elevational view, and rear elevational view all being a mirror image thereof;
 FIG. 3 is a right side elevational view, the left side being a mirror image thereof.



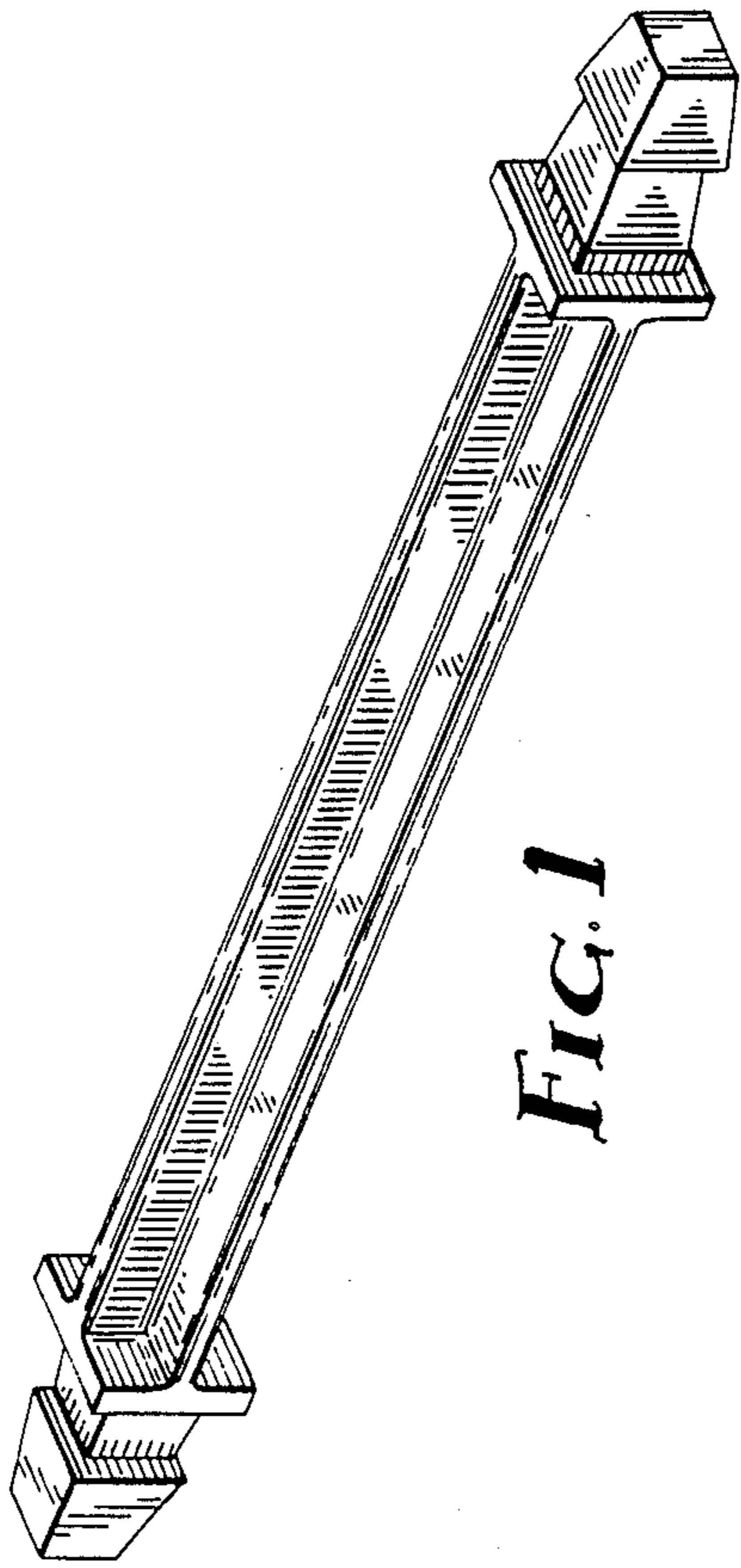


FIG. 1

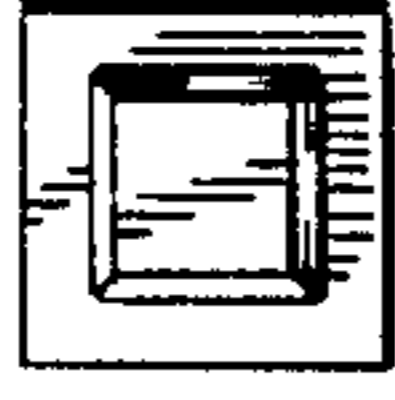


FIG. 3

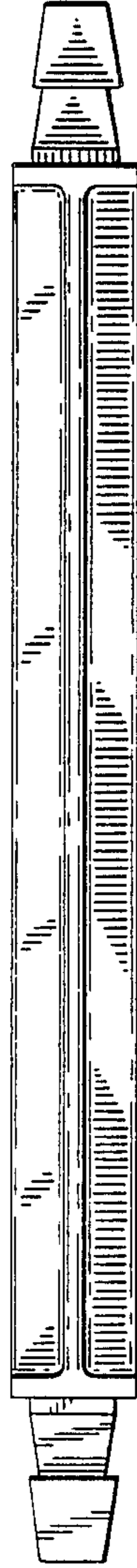


FIG. 2