

[54] COMBINED PORTABLE RADIO RECEIVER AND CALCULATOR

[75] Inventor: Itsumi Ohzu, Fuchu, Japan

[73] Assignee: Casio Computer Co., Ltd., Tokyo, Japan

[**] Term: 14 Years

[21] Appl. No.: 810,415

[22] Filed: Dec. 18, 1985

[30] Foreign Application Priority Data

Jul. 16, 1985 [JP] Japan 60-30362

[52] U.S. Cl. D14/69; D14/72; D18/2; D18/6

[58] Field of Search D14/1, 5, 7, 36, 68-76, D14/95, 99; 455/73, 89, 90, 344, 347, 350, 351; D18/2, 6

[56] References Cited

U.S. PATENT DOCUMENTS

D. 260,646 9/1981 Akazawa et al. D18/2 X

D. 262,293 12/1981 Anzai D18/2

D. 279,001 5/1985 Nagasawa D14/68 X

D. 281,318 11/1985 Davidson D14/71 X

OTHER PUBLICATIONS

Radio Shack-1986 catalog, ©1985, p. 158, Item #6. Best 1984/85 Catalog, p. 307, Item #11.

Primary Examiner—Bernard Ansher
Assistant Examiner—Theodore M. Shooman
Attorney, Agent, or Firm—Frishauf, Holtz, Goodman & Woodward

[57] CLAIM

The ornamental design for a combined portable radio receiver and calculator, as shown.

DESCRIPTION

FIG. 1 is a front elevational view of a combined portable radio receiver and calculator showing my new design;
FIG. 2 is a right side elevational view thereof;
FIG. 3 is a left side elevational view thereof;
FIG. 4 is a top plan view thereof;
FIG. 5 is a bottom plan view thereof;
FIG. 6 is a rear elevational view thereof; and
FIG. 7 is a top, rear and left side perspective view thereof.

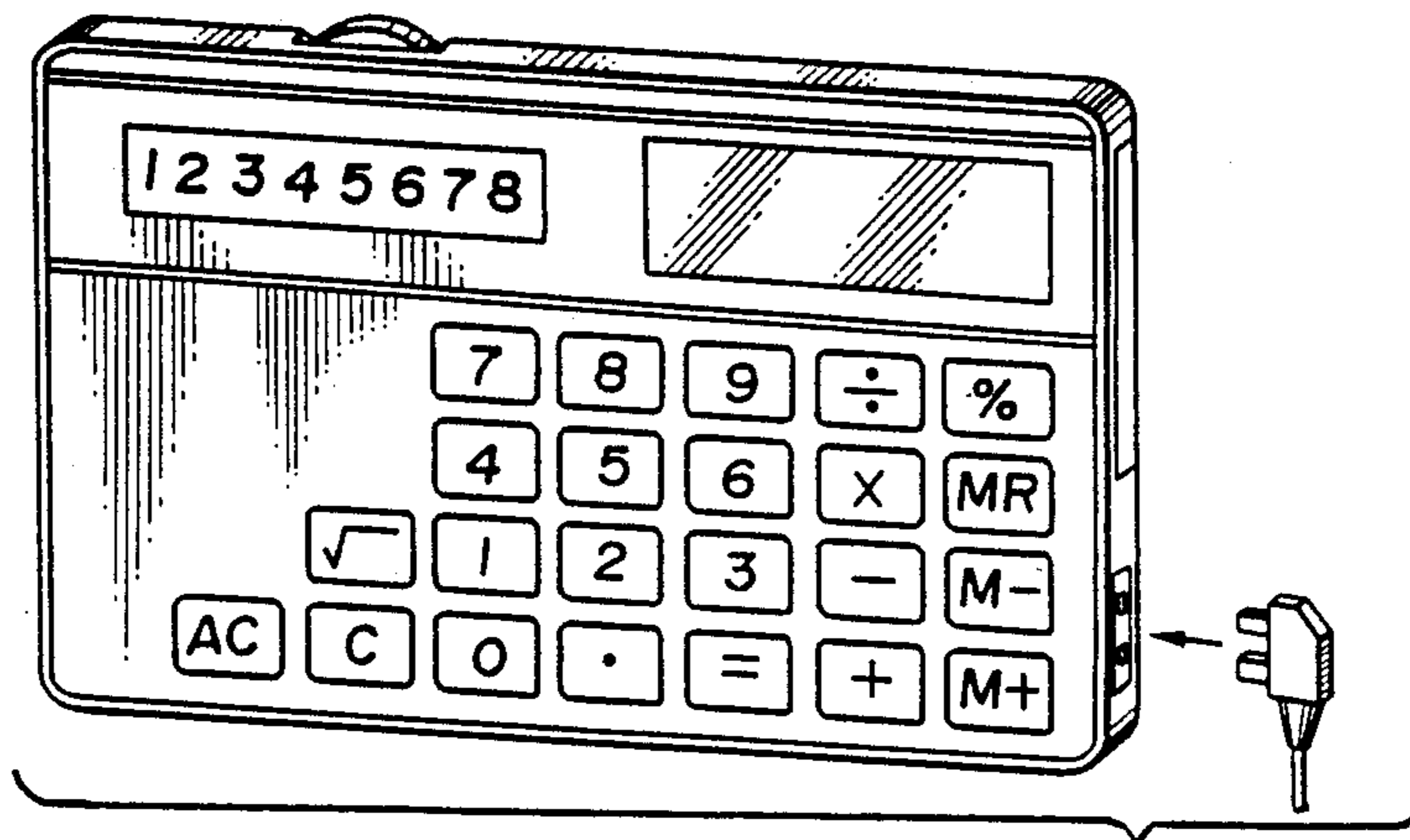


FIG. 3



FIG. 1

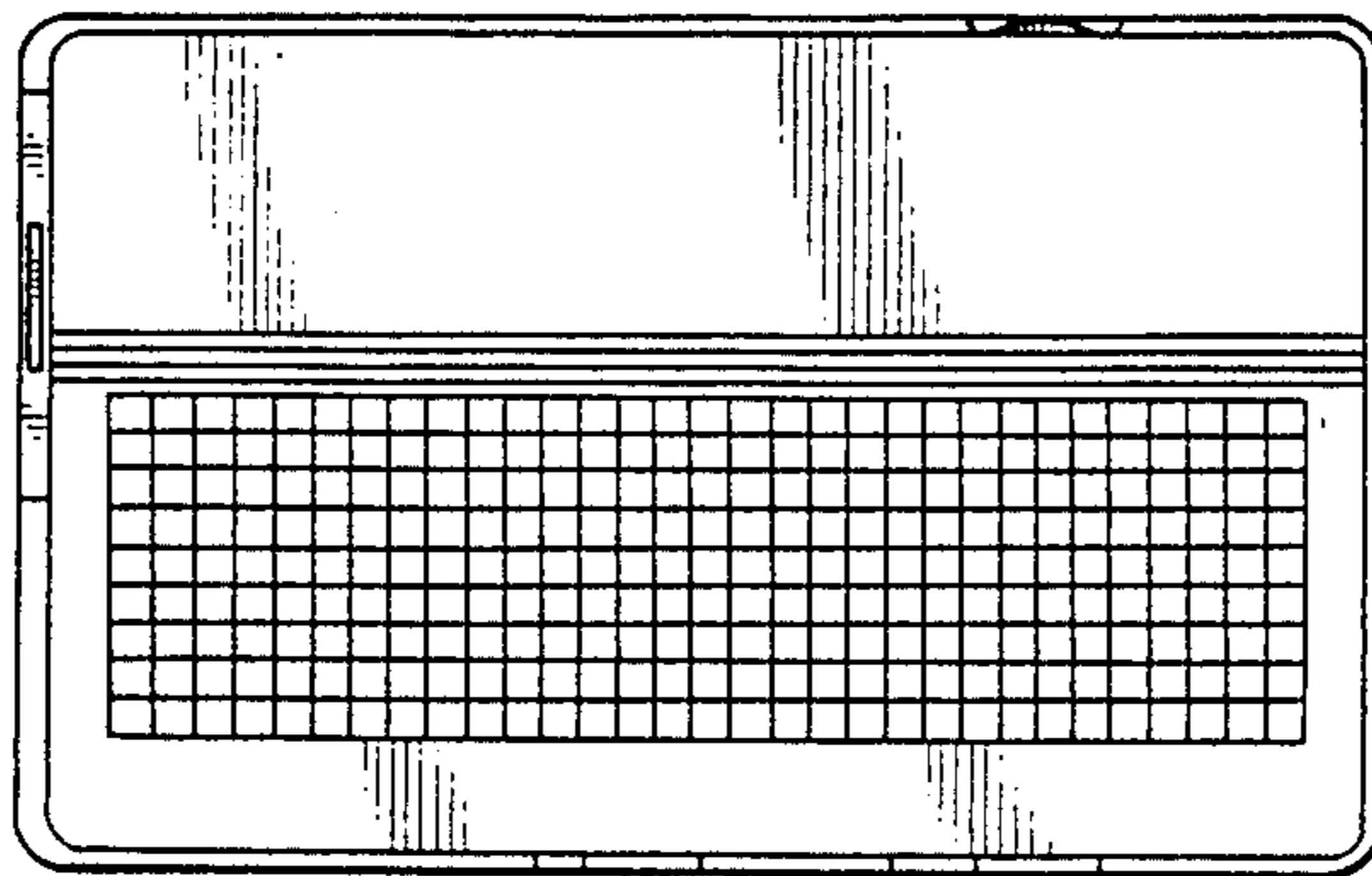


FIG. 2



FIG. 4




FIG. 5



FIG. 6

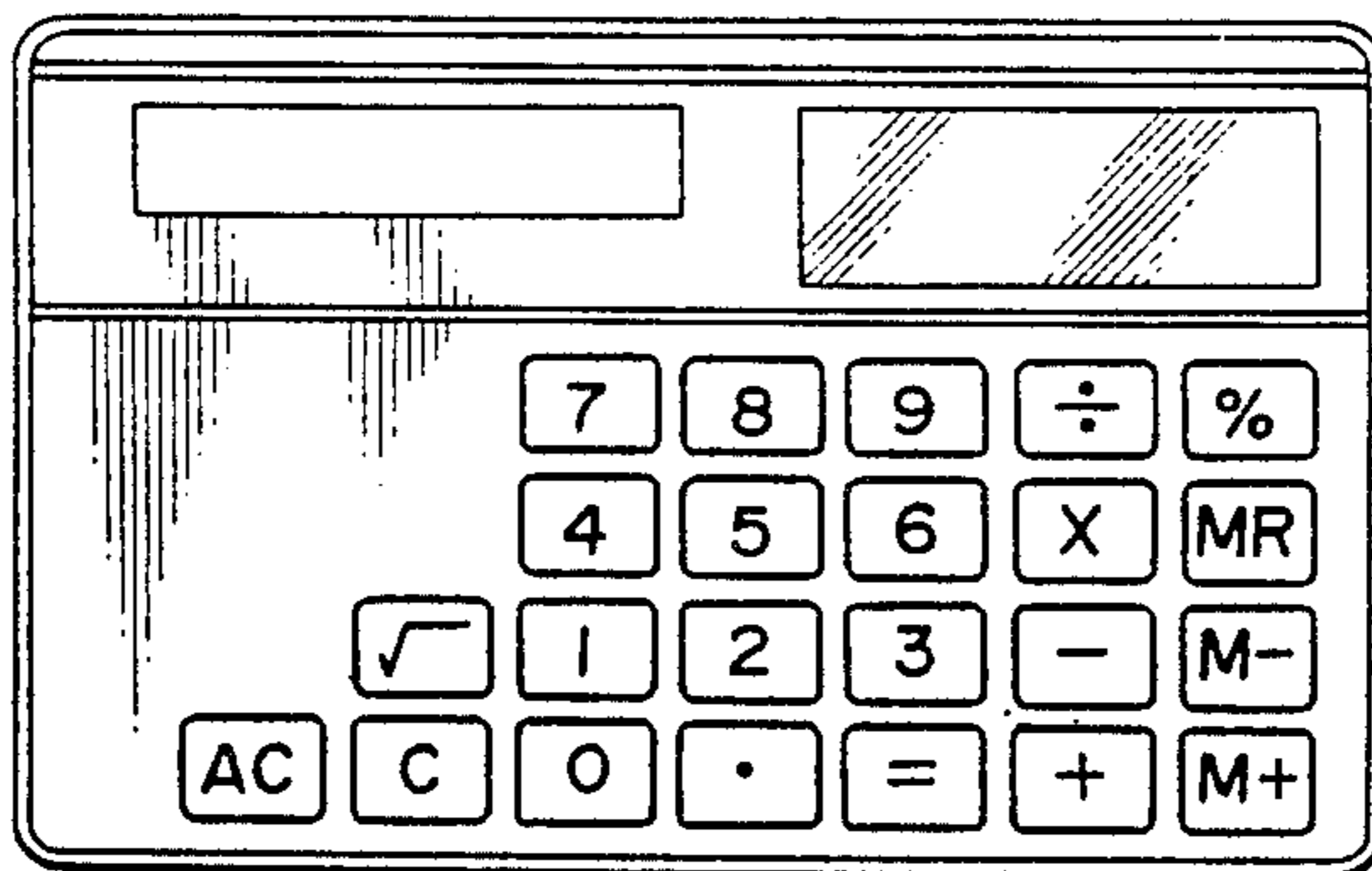


FIG. 7

