

[54] DESK-TOP ELECTRONIC CALCULATOR

D. 289,903 5/1987 Kikuchi et al. D18/7

[75] Inventors: Nobuo Kikuchi; Manabu Kanazawa, both of Tokyo, Japan

Primary Examiner—Louis S. Zarfes
Attorney, Agent, or Firm—Fitzpatrick, Cella, Harper & Scinto

[73] Assignee: Canon Kabushiki Kaisha, Tokyo, Japan

[57] CLAIM

[**] Term: 14 Years

The ornamental design for a desk-top electronic calculator, as shown and described.

[21] Appl. No.: 778,717

DESCRIPTION

[22] Filed: Sep. 23, 1985

[30] Foreign Application Priority Data

Apr. 4, 1985 [JP] Japan 60-13667

[52] U.S. Cl. D18/7

[58] Field of Search D18/2, 7, 12;
364/706-710; 200/5 A

FIG. 1 is a front elevational view of a desk-top electronic calculator showing our new design;
FIG. 2 is a rear elevational view thereof;
FIG. 3 is a top plan view thereof;
FIG. 4 is a bottom plan view thereof;
FIG. 5 is a side elevational view as seen from the left of FIG. 1;
FIG. 6 is a side elevational view as seen from the right of FIG. 1;
FIG. 7 is a perspective view of a desk-top electronic calculator and
FIG. 8 is a right side elevational view of the calculator with legs extended.

[56] References Cited

U.S. PATENT DOCUMENTS

- D. 277,681 2/1985 Ishida D18/7
- D. 284,202 6/1986 Satake D18/7
- D. 289,413 4/1987 Endo et al. D18/2 X




FIG. 1



FIG. 2




FIG. 3

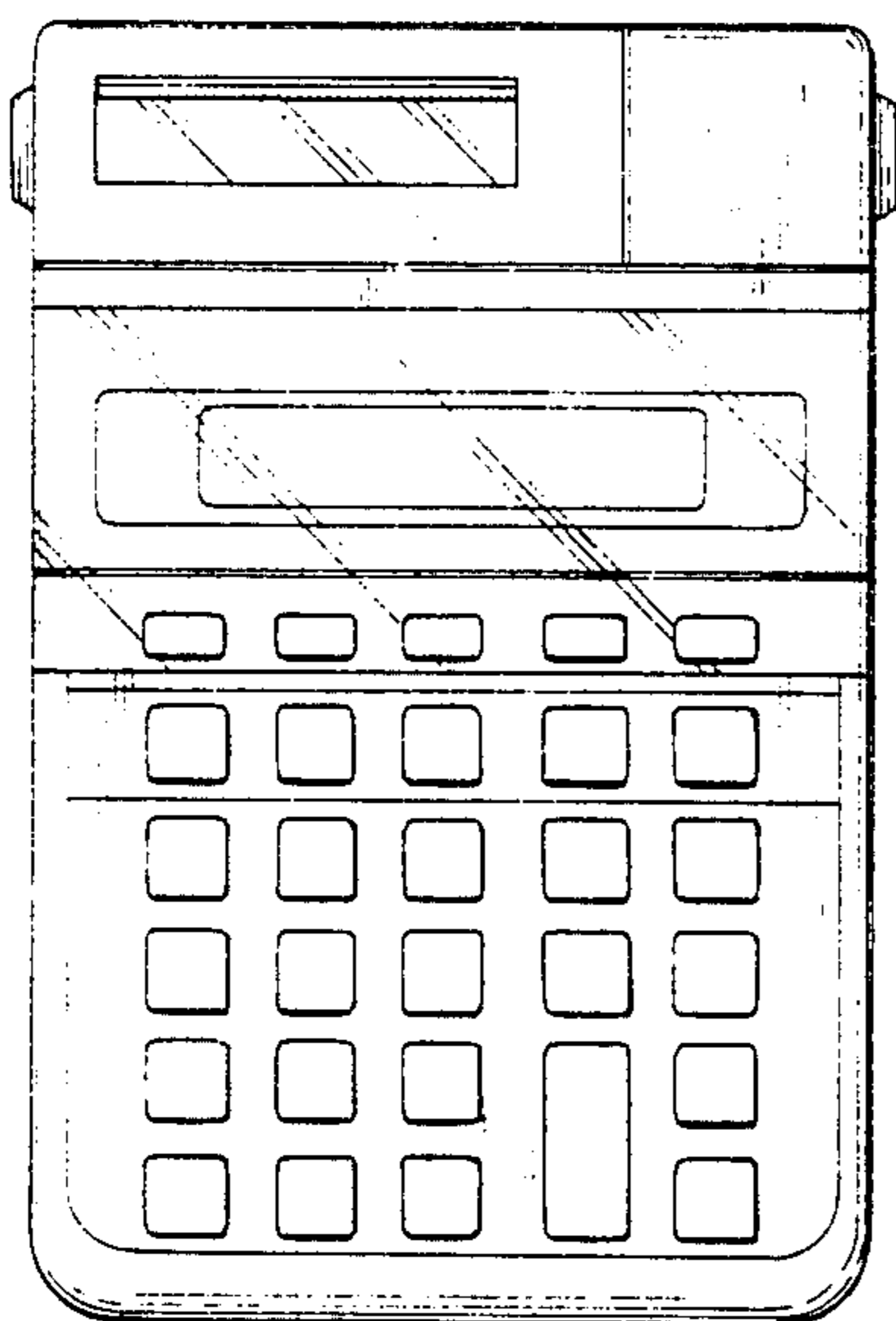


FIG. 4




FIG. 5

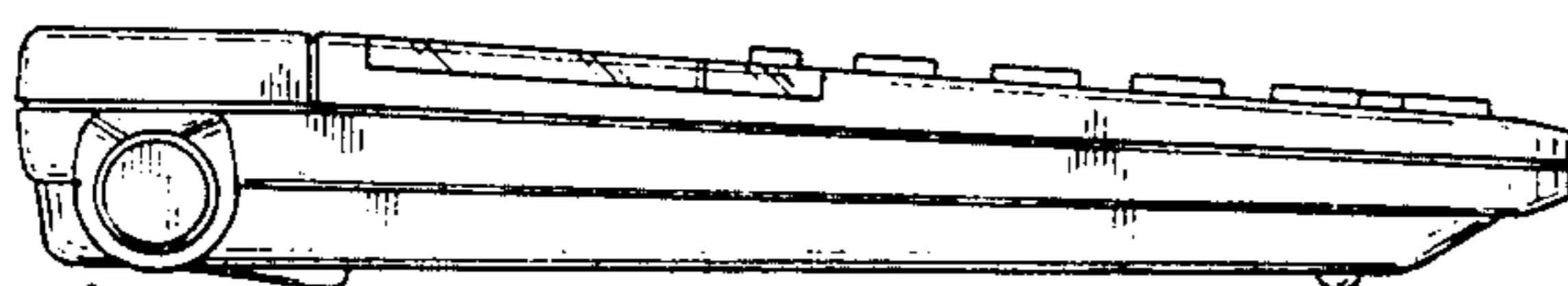


FIG. 6




FIG. 7



FIG. 8

