

[54] TIE BAR
 [75] Inventor: James R. Espy, St. Paul, Minn.
 [73] Assignee: Minnesota Mining and Manufacturing Company, St. Paul, Minn.
 [**] Term: 14 Years
 [21] Appl. No.: 758,528
 [22] Filed: Jul. 24, 1985
 [52] U.S. Cl. D16/37; D14/11; D16/32; D16/38
 [58] Field of Search D16/10, 26-28, D16/32-34, 37-38; 206/52-53, 387, 389, 397, 404, 406-409, 413-416; 242/55.2, 55.53; 355/72

3,937,252	2/1976	Dodge et al.	206/387
3,944,148	3/1976	Freeman et al.	206/407
4,034,891	7/1977	Mecham	220/339
4,231,475	11/1980	Kessler	206/408 X
4,235,389	11/1980	Ness	242/55.2
4,291,802	9/1981	Buelens	206/409
4,296,857	10/1981	Huck	206/53
4,302,102	11/1981	Stark et al.	355/72
4,320,834	3/1982	Tamaki	206/404
4,431,139	2/1984	Barnsbee et al.	242/55.53
4,597,658	7/1986	Buelens	206/409 X
4,671,409	6/1987	Espy	206/397

[56] References Cited
 U.S. PATENT DOCUMENTS
 D. 206,183 11/1966 Kushmuk D10/64
 2,529,420 11/1950 Ramquist 242/55.2
 2,927,710 3/1960 Raber 216/33
 3,307,688 3/1967 Widmont, Jr. 206/52
 3,337,157 8/1967 Plog 242/129.8
 3,346,208 10/1967 Hoffman et al. 242/55.2
 3,532,210 10/1970 Minion et al. 206/52
 3,756,392 9/1973 Oehlmann 206/59 E
 3,788,573 1/1974 Thompson 242/55.2
 3,907,109 9/1975 Primicerio et al. 206/406

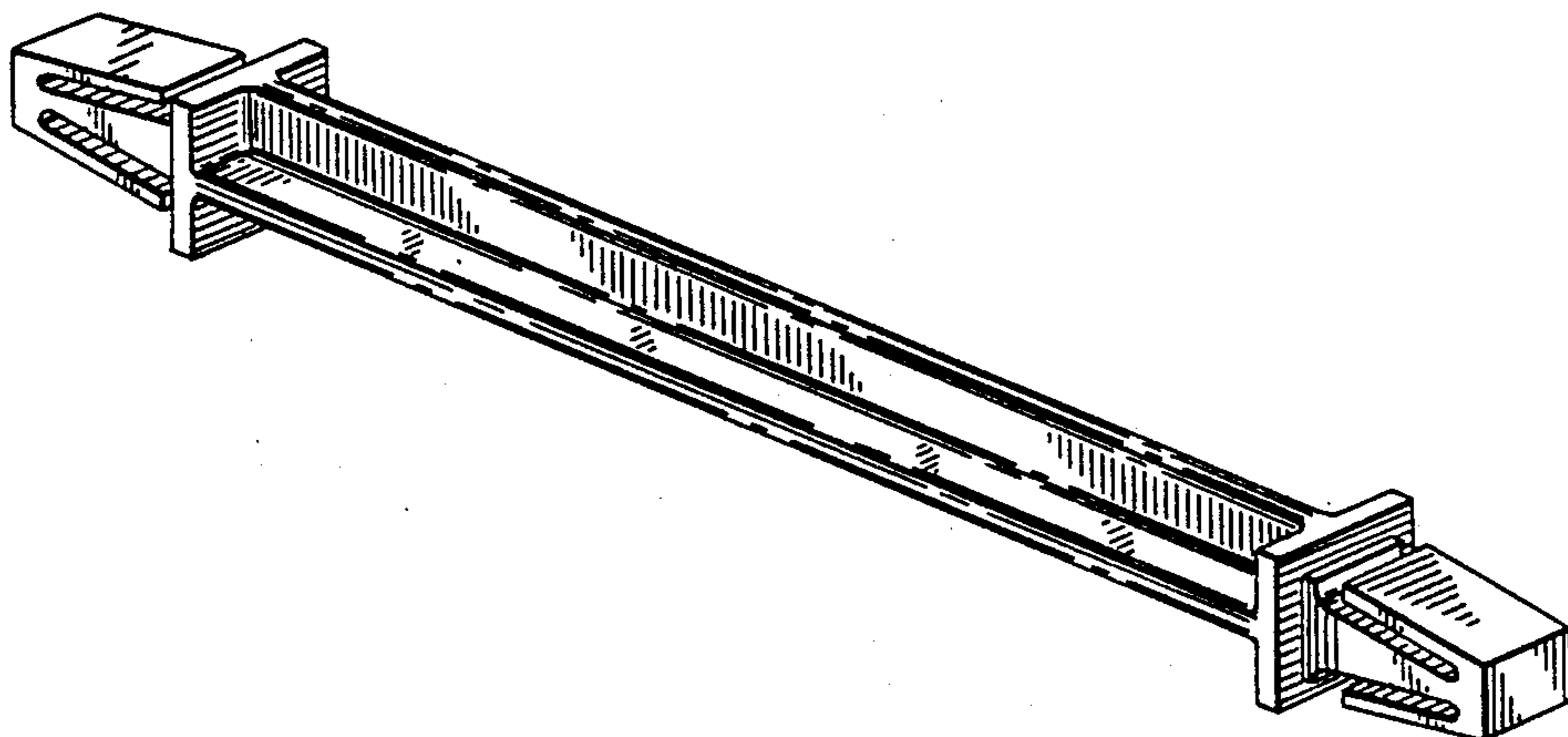
Primary Examiner—Nelson C. Holtje
 Attorney, Agent, or Firm—Donald M. Sell; James A. Smith; David W. Anderson

[57] CLAIM

The ornamental design for a tie bar, substantially as shown and described.

DESCRIPTION

FIG. 1 is a perspective view of a tie bar showing my new design;
 FIG. 2 is a top plan view thereof, the bottom plan view being a mirror image thereof;
 FIG. 3 is a front elevational view thereof, the rear elevational view being a mirror image thereof; and
 FIG. 4 is a right side elevational view, the left side being a mirror image thereof.



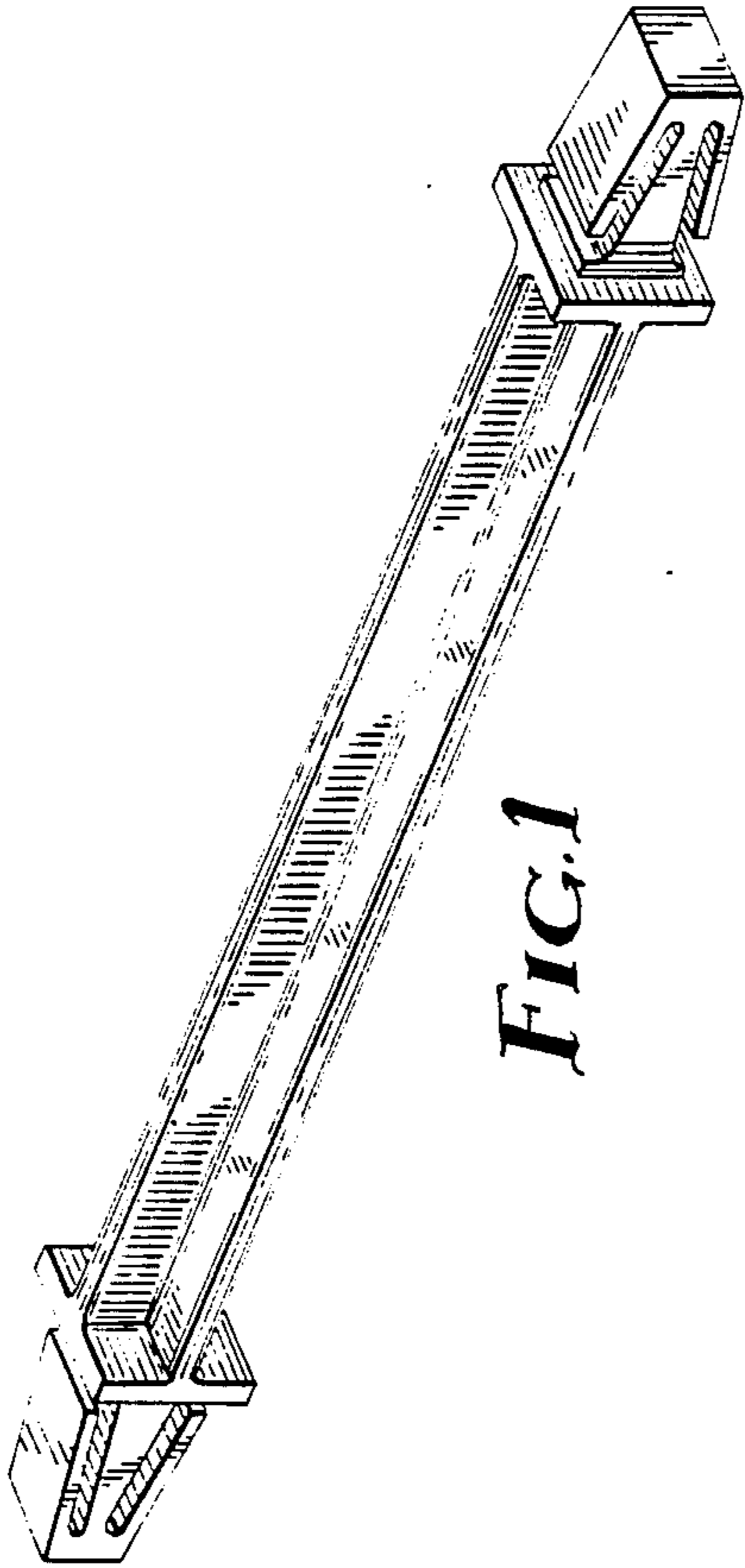


FIG. 1



FIG. 2




FIG. 3



FIG. 4