

[54] CONTROL PANEL FOR A COPIER OR THE LIKE

[75] Inventors: W. Patrick Fricke; Larry D. Harrison, both of Rochester, N.Y.

[73] Assignee: Eastman Kodak Company, Rochester, N.Y.

[**] Term: 14 Years

[21] Appl. No.: 712,815

[22] Filed: Mar. 16, 1985

[52] U.S. Cl. D16/32; D13/35

[58] Field of Search D16/30-32; 355/3 R, 14 R, 14 C, 14 E; D13/35, 40-41, 99; 361/350-351, 390

[56] References Cited

U.S. PATENT DOCUMENTS

D. 266,431	10/1982	Clowe et al.	D16/30
D. 280,633	9/1985	Saito	D16/31
D. 280,907	10/1985	Imada	D16/31
D. 285,451	9/1986	Kosako et al.	D16/31
D. 287,244	12/1986	Tope	D13/40
4,627,713	12/1986	Abuyama	355/14 R

Primary Examiner—Wallace R. Burke
Assistant Examiner—Ruth Takemoto
Attorney, Agent, or Firm—Milton S. Sales

[57] CLAIM

The ornamental design for a control panel for a copier or the like, as shown and described.

DESCRIPTION

FIG. 1 is a top plan view of a control panel for a copier or the like showing our new design; FIG. 2 is a front elevational view thereof; FIG. 3 is a back elevational view thereof; FIG. 4 is a left side elevational view thereof; FIG. 5 is a right side elevational view thereof; FIG. 6 is a top plan view of the control panel for a copier or the like (with cover open) of our new design; FIG. 7 is a front elevational view of the control panel for a copier or the like as shown in FIG. 6; FIG. 8 is a back elevational view of the control panel for a copier or the like as shown in FIG. 6; FIG. 9 is a left side elevational view of the control panel for a copier or the like as shown in FIG. 6; and FIG. 10 is a right side elevational view of the control panel for a copier or the like as shown in FIG. 6.

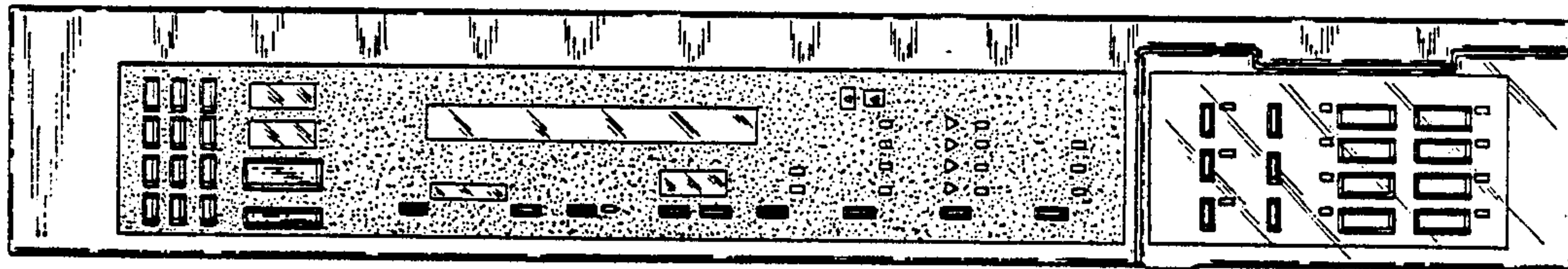


FIG. 4



FIG. 5



FIG. 1

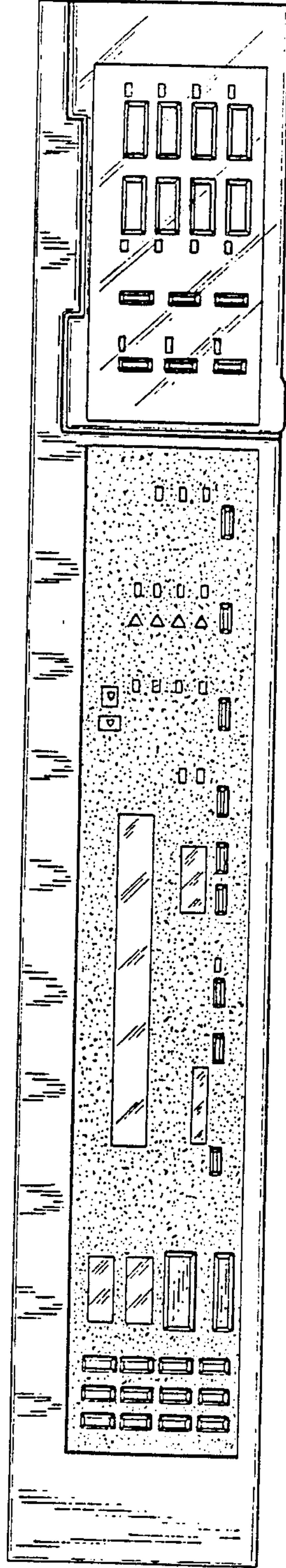
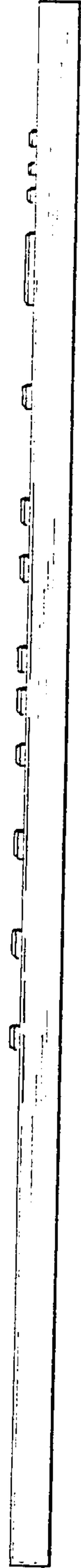


FIG. 2



FIG. 3



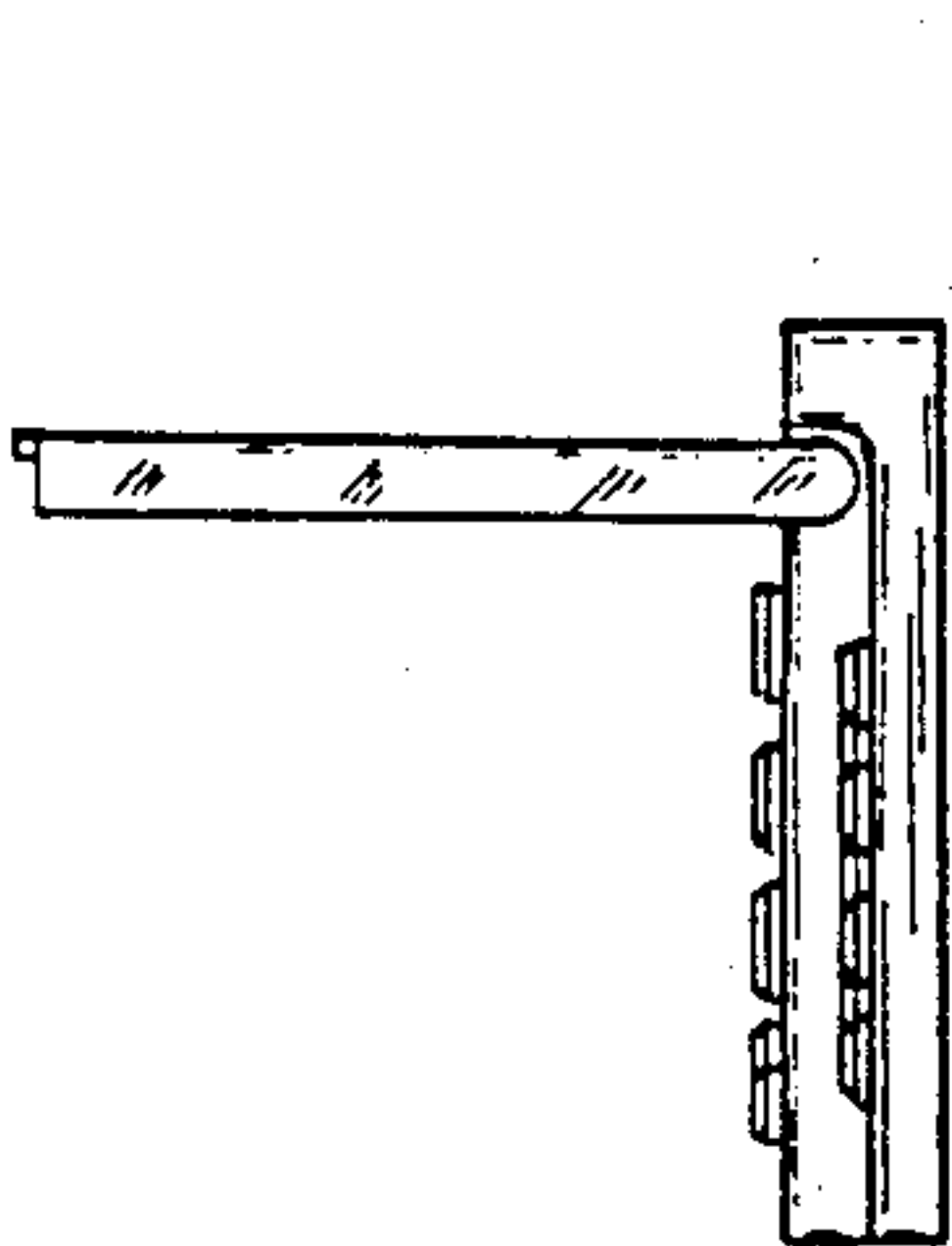


FIG. 10

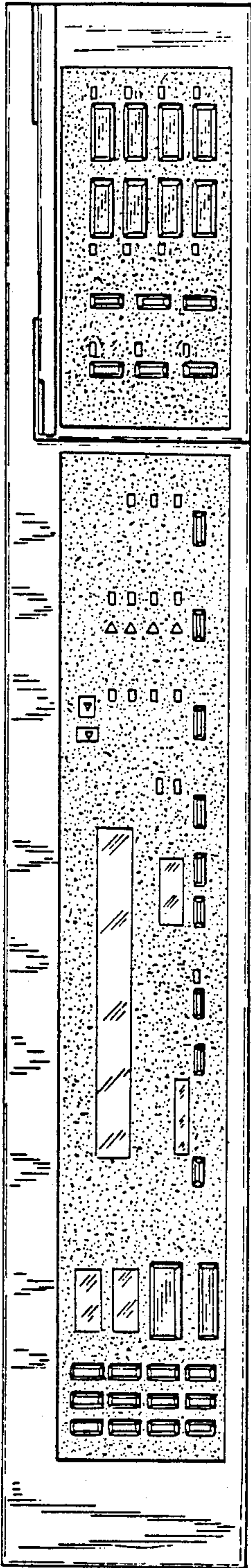


FIG. 6

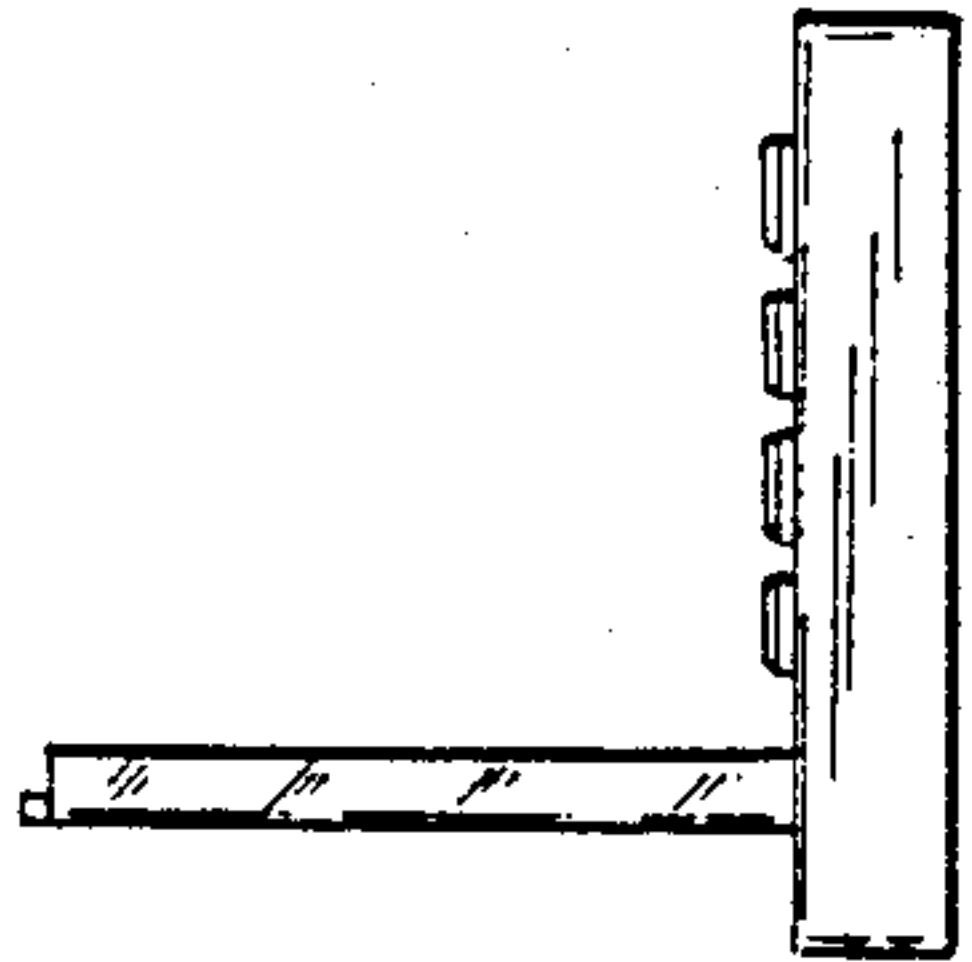


FIG. 9

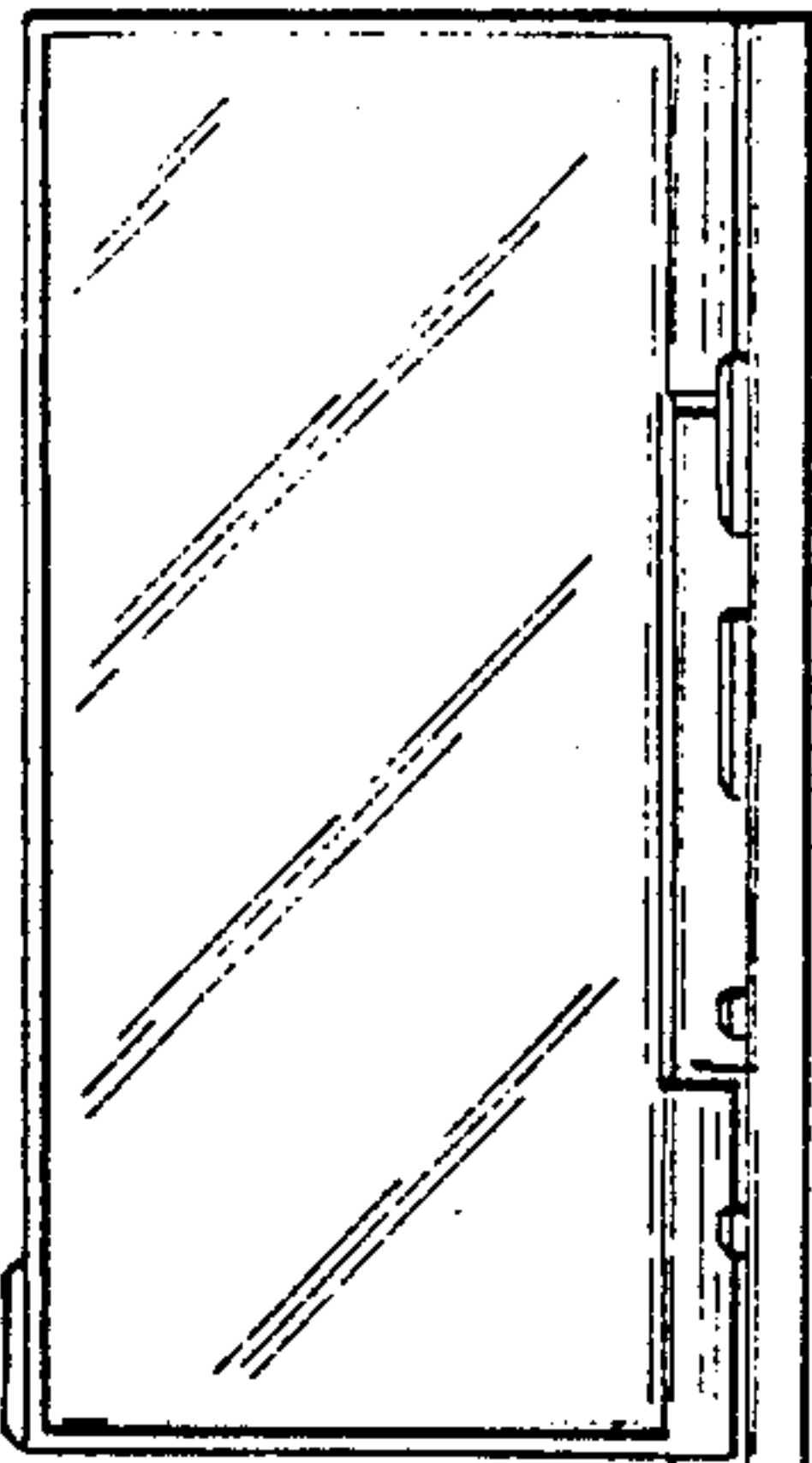


FIG. 7

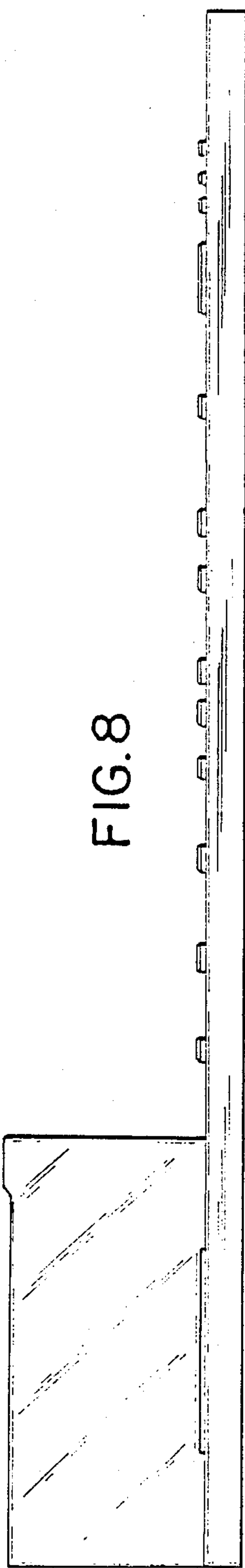


FIG. 8