

# United States Patent [19]

Staley

[11] Patent Number: Des. 294,493

[45] Date of Patent: \*\* Mar. 1, 1988

[54] CONTROL PANEL FOR A VIDEOTAPE RECORDER

[75] Inventor: Darrell S. Staley, Santa Clara, Calif.

[73] Assignee: Ampex Corporation, Redwood City, Calif.

[\*\*] Term: 14 Years

[21] Appl. No.: 722,979

[22] Filed: Apr. 12, 1985

[52] U.S. Cl. .... D14/10; D13/35; D14/1

[58] Field of Search ..... D14/1-2, D14/6, 8-9, 10; 360/33.1, 35.1, 36.1, 37.1, 38.1; D13/35, 40-41, 99; 361/350-351, 390

[56] References Cited

### U.S. PATENT DOCUMENTS

D. 277,849 3/1985 Hashimoto et al. .... D14/1  
D. 288,685 3/1987 Arai et al. .... D14/2

D. 288,923 3/1987 Miyashita ..... D14/2

### OTHER PUBLICATIONS

Video Review, Apr. 1982, p. 17, "Quasar Videocassette Recorder."

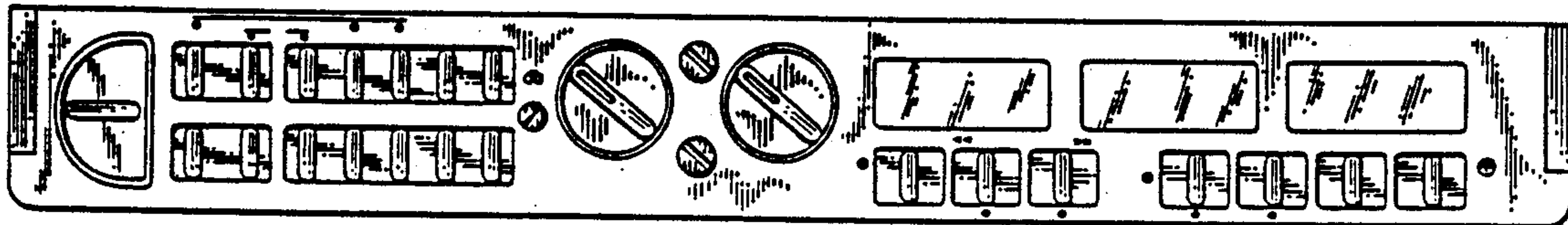
Primary Examiner—Susan J. Lucas  
Assistant Examiner—Ruth Takemoto  
Attorney, Agent, or Firm—Harry G. Thibault; Richard P. Lange; Joel D. Talcott

### [57] CLAIM

The ornamental design for a control panel for a videotape recorder, substantially as shown and described.

### DESCRIPTION

FIG. 1 is a front elevational view of a control panel for a videotape recorder showing my new design;  
FIG. 2 is a top plan view;  
FIG. 3 is a bottom plan view;  
FIG. 4 is a left side elevational view;  
FIG. 5 is a right side elevational view.  
The undisclosed rear is flat and unornamented.



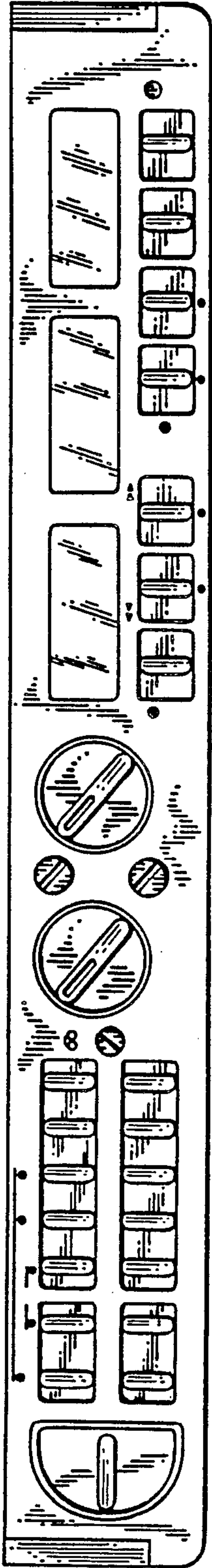


FIG. 1



FIG. 2



FIG. 3




FIG. 4

FIG. 5