

[54] COMBINED VIEWING SCREEN AND  
MERCHANTISING DISPLAY FOR VIDEO  
TAPED MOVIES OR THE LIKE

[75] Inventors: Edward A. Tombs, Norcross; Donald  
A. DaLee, Atlanta, both of Ga.

[73] Assignee: Supervideo, Inc., Chestnut Hill, Mass.

[\*\*] Term: 14 Years

[21] Appl. No.: 759,150

[22] Filed: Jul. 26, 1985

[52] U.S. Cl. .... D6/397; D6/468;  
D6/478; D6/481; D20/1; D20/4; D21/13

[58] Field of Search ..... D6/432, 449, 436, 476,  
D6/477, 478, 421, 481, 480, 397, 468; D20/1, 4;  
D10/77; D21/13; 312/114; D25/58

[56] References Cited

U.S. PATENT DOCUMENTS

- D. 55,869 7/1920 McClure ..... D6/478 X
- D. 179,360 12/1956 Small ..... D6/397
- D. 183,296 8/1958 Armato et al. .... D6/478 X

- D. 204,339 4/1966 Reach ..... D6/481 X
- D. 207,433 4/1967 Schoomaker et al. .... D6/478
- D. 213,344 2/1969 Freedman ..... D6/476 X
- D. 238,535 1/1976 Daniels ..... D6/468
- D. 247,721 4/1978 Wax ..... D6/481 X
- D. 260,581 9/1981 Kostoff ..... D6/397
- D. 290,718 7/1987 Nxegaard et al. .... D20/1


Primary Examiner—Carmen H. Vales  
Attorney, Agent, or Firm—Rodgers & Rodgers

[57] CLAIM


The ornamental design for a combined viewing screen and merchandising display for video taped movies or the like, as shown.

DESCRIPTION


FIG. 1 is a perspective view of a combined viewing screen and merchandising display for video taped movies or the like showing our new design; FIG. 2 is a right side elevational view, the opposite side being a mirror image thereof; FIG. 3 is a rear elevational view thereof; FIG. 4 is a top plan view thereof; and FIG. 5 is a bottom plan view thereof.




*FIG. 1*

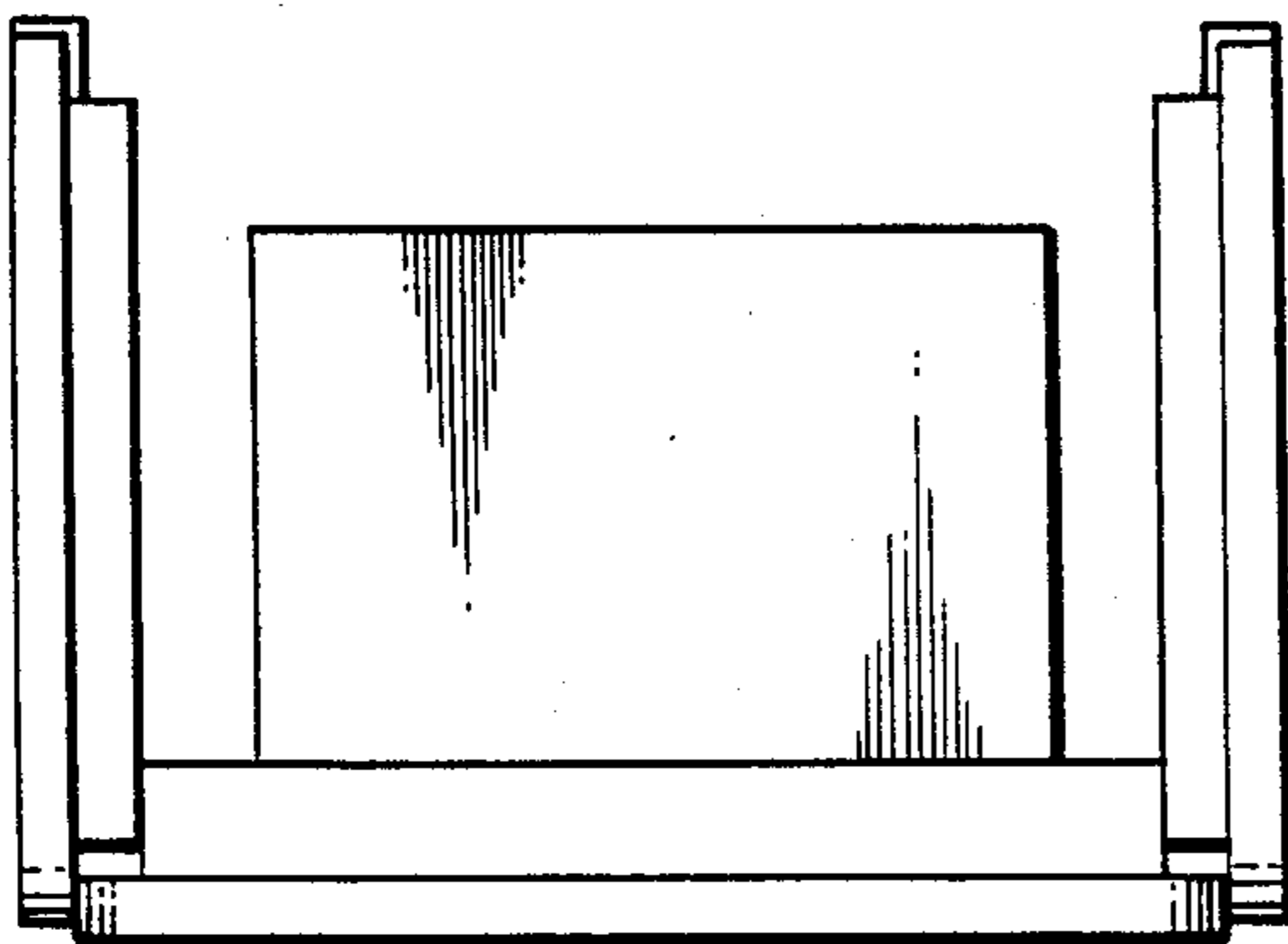


*FIG. 2*

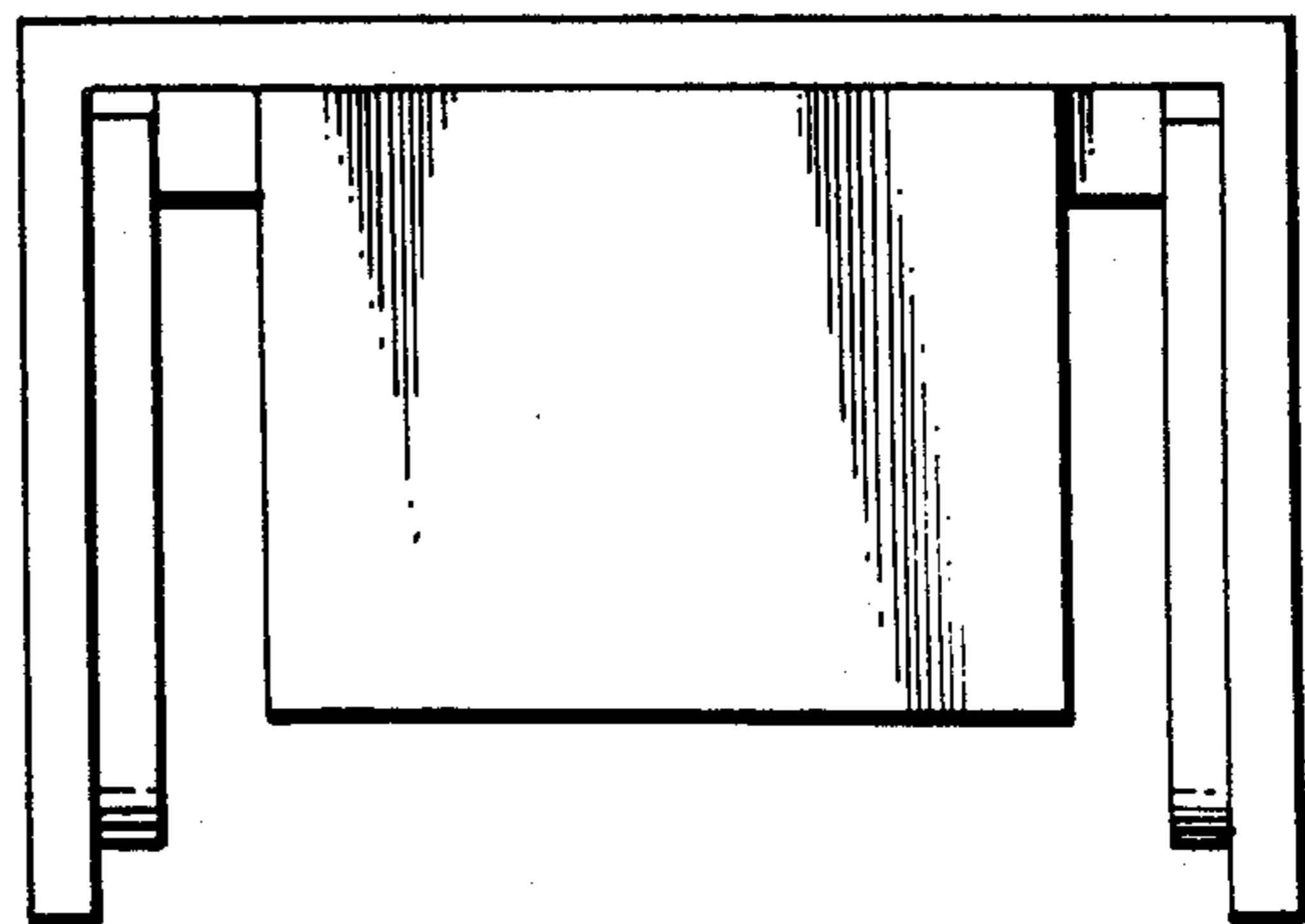




*FIG. 3*



*FIG. 4*



*FIG. 5*