

[54] SHOE SOLE

[75] Inventors: Gary Zuidema, Petaluma, Calif.;
Robert L. Peterson, Taichung,
Taiwan

[73] Assignee: The Donner Mountain Corporation,
San Rafael, Calif.

[**] Term: 14 Years

[21] Appl. No.: 12,215

[22] Filed: Feb. 6, 1987

[52] U.S. Cl. D2/320

[58] Field of Search D2/264, 274, 287, 293,
D2/301, 309-313, 318-320; 36/7.1 R, 7.3, 24.5,
25 R, 28, 29, 32 R, 59 C, 91, 114

[56] References Cited

U.S. PATENT DOCUMENTS

D. 240,472	7/1976	Sironi	D2/320
D. 244,642	6/1977	Famolare, Jr.	D2/320
D. 245,734	9/1977	Jacobs	D2/320
D. 281,460	11/1985	Parker	D2/320
D. 281,642	12/1985	Fuzita	D2/320
D. 288,027	2/1987	Tonkel	D2/320
3,507,059	4/1970	Vietas	.	

4,060,917	12/1977	Canale	36/59 C
4,141,158	2/1979	Benseler et al.	36/32 R
4,213,255	7/1980	Olberz et al.	38/32 R
4,439,936	4/1984	Clarke et al.	36/102
4,614,046	9/1986	Dassler	36/30 R

FOREIGN PATENT DOCUMENTS

1146040	11/1957	France	.
2572257	5/1986	France	.

OTHER PUBLICATIONS

Runner's World May 1987, p. 15.

Primary Examiner—Louis S. Zarfes

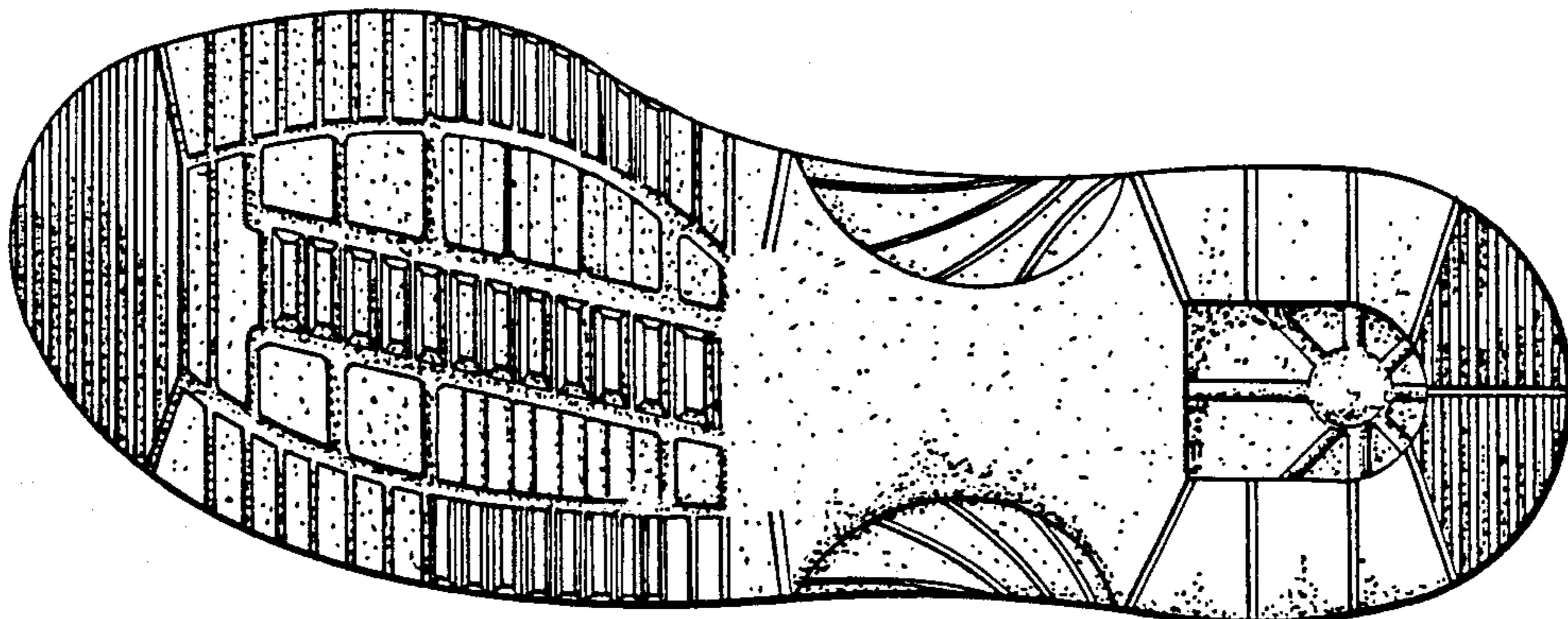
Attorney, Agent, or Firm—Saidman, Sterne, Kessler &
Goldstein

[57] CLAIM

The ornamental design for a shoe sole, as shown and described.

DESCRIPTION

FIG. 1 is a left side elevational view of a shoe sole showing our new design;
FIG. 2 is a bottom plan view thereof, the top being plain and un-ornamented;
FIG. 3 is a right side elevational view thereof;
FIG. 4 is a front view thereof; and
FIG. 5 is a rear view thereof.



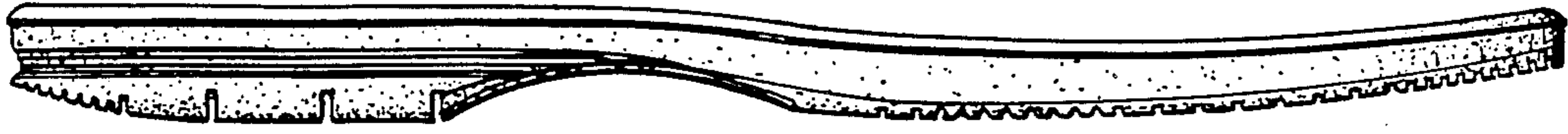


FIG. 1

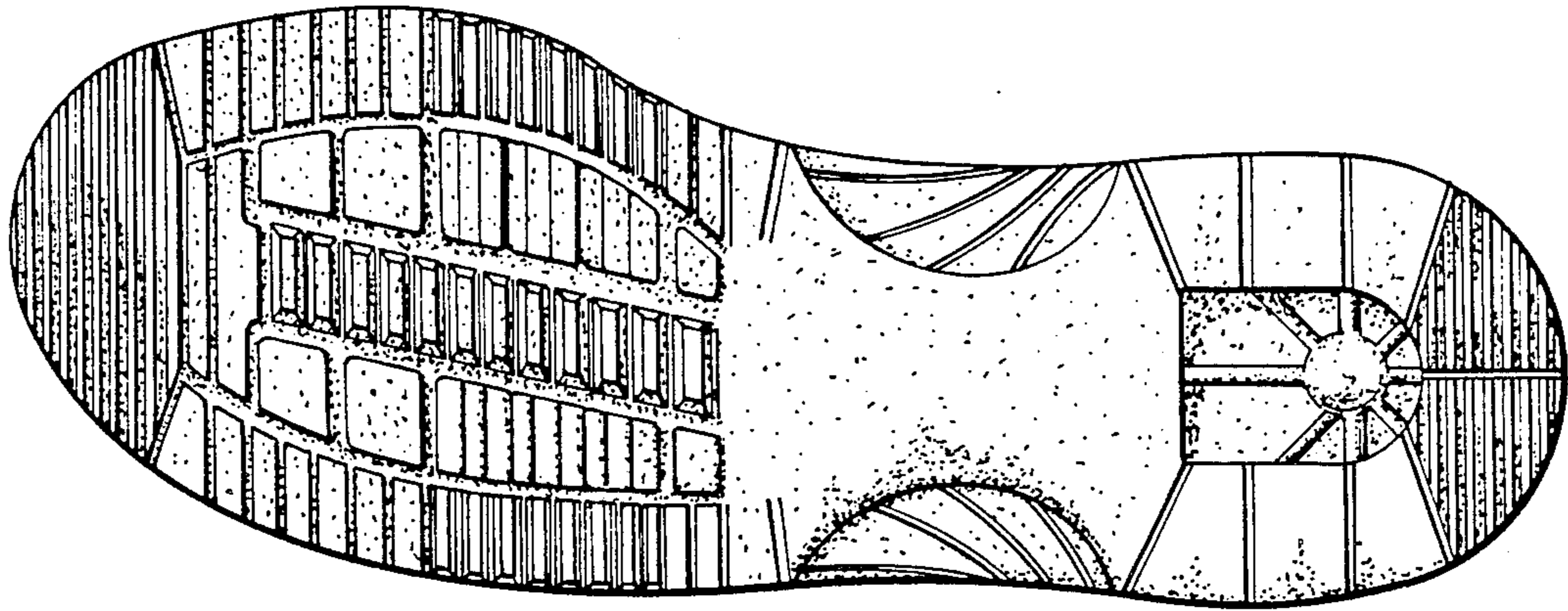


FIG. 2



FIG. 3




FIG. 4




FIG. 5