

[54] DUAL REMOVABLE BLADE ICE SCRAPER  
[76] Inventor: James H. Carroll, 11741 County Rd.  
320, Rifle, Colo. 81650  
[\*\*] Term: 14 Years  
[21] Appl. No.: 817,923  
[22] Filed: Jan. 13, 1986  
[52] U.S. Cl. .... D32/48; D4/118;  
D32/49  
[58] Field of Search ..... D4/118; D32/40, 46,  
D32/48, 49, 42; 15/111, 236 R, 160; 30/169,  
171, 172

[56] **References Cited**  
**U.S. PATENT DOCUMENTS**

D. 265,269	7/1982	Frantz	.....	D32/49 X
D. 269,054	5/1983	Bauer	.....	D32/49 X
2,792,584	5/1957	Fryda	.....	15/111 X
3,017,649	1/1962	Racicot	.....	15/111 X
3,036,322	5/1962	Jorgensen	.....	15/111
3,051,975	9/1962	Schwartz	.....	15/111 X
4,136,418	1/1979	Griswold	.....	15/111

4,305,175 12/1981 Burgess ..... 15/236 R  
4,481,689 11/1984 Westmoreland ..... 15/236 R

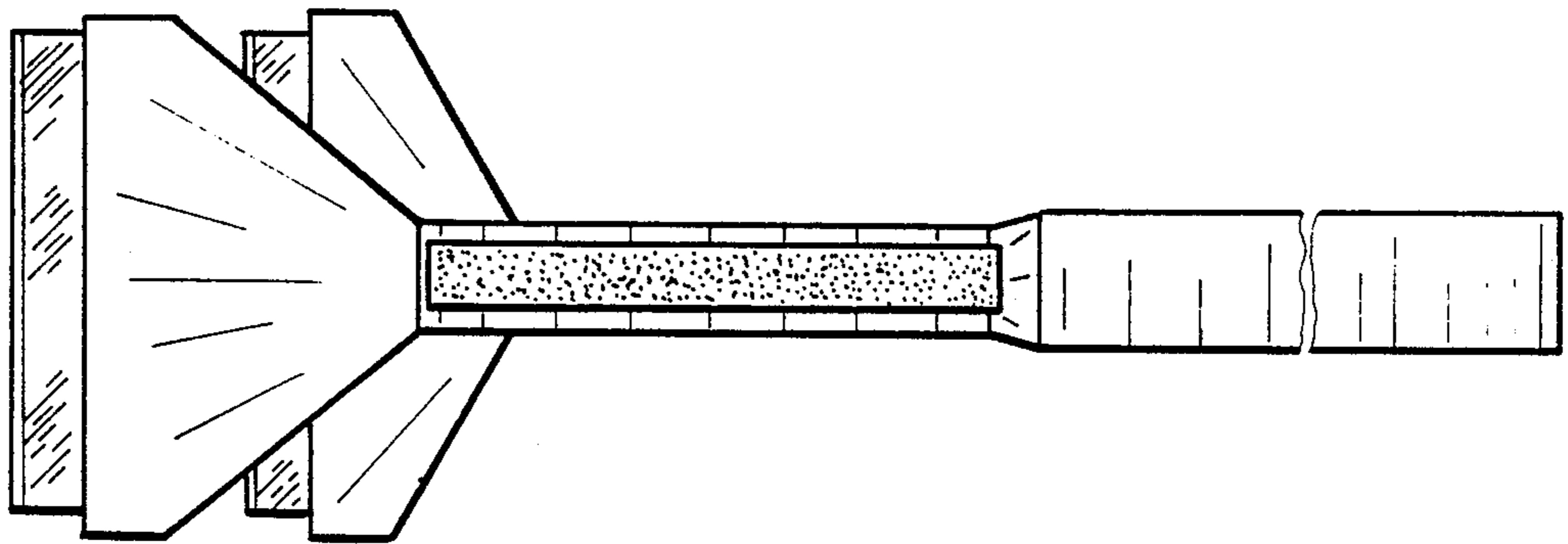
*Primary Examiner*—Catherine E. Kemper  
*Attorney, Agent, or Firm*—Norman B. Rainer

[57] **CLAIM**

The ornamental design for a dual removable blade ice scraper, substantially as shown and described.

**DESCRIPTION**

FIG. 1 is a side view of a dual removable blade ice scraper showing my new design;  
FIG. 2 is a top elevational view thereof;  
FIG. 3 is an end view thereof, taken from the left of FIG. 1; and  
FIG. 4 is an end view thereof taken from the right of FIG. 1.  
The handle is shown fragmentarily in FIGS. 1 and 2 for ease of illustration.  
In FIG. 1 the pattern of bristles is understood to repeat uniformly and continuously across the entire indicated area.



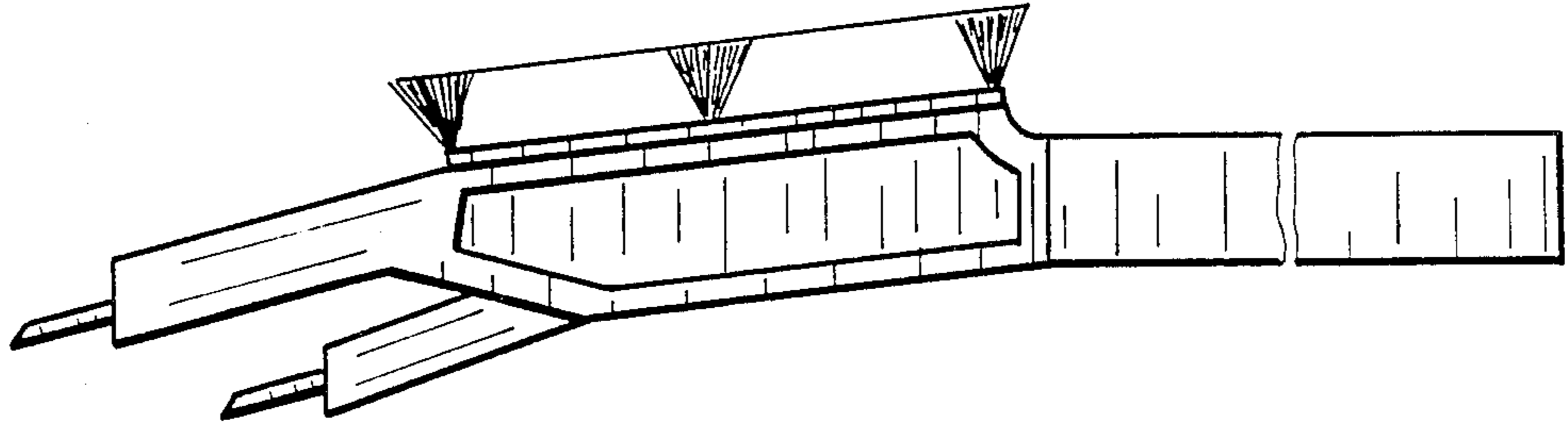


FIG. 1

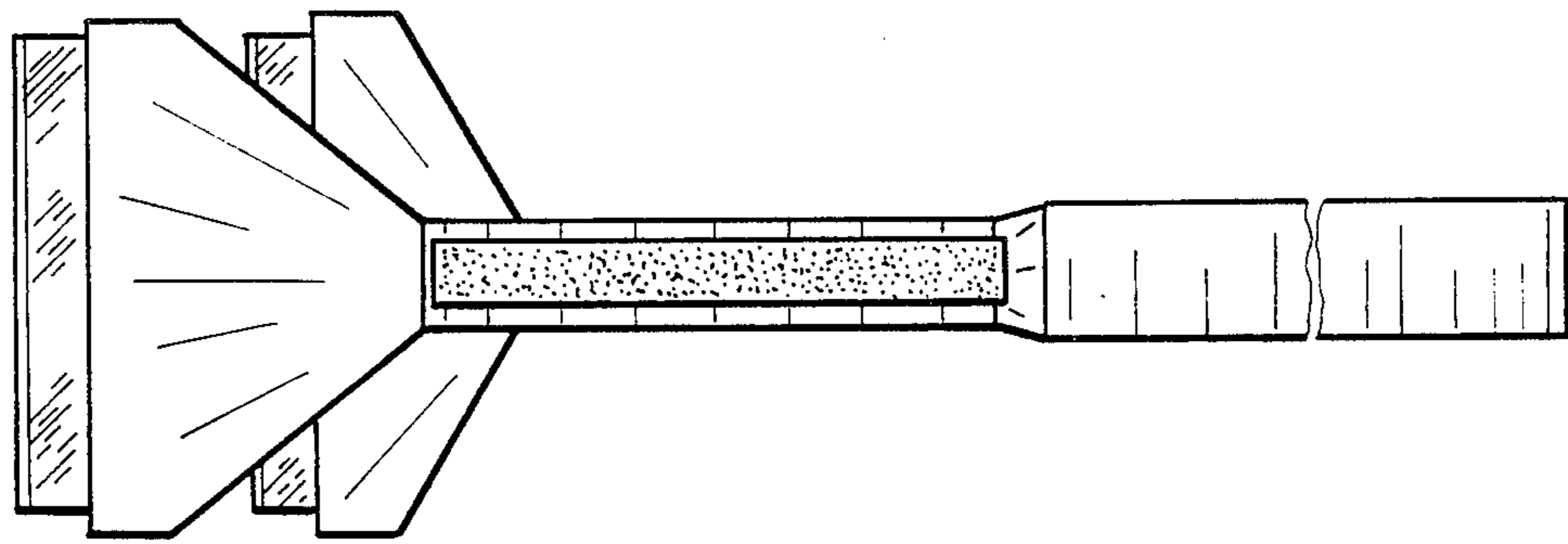


FIG. 2




FIG. 3

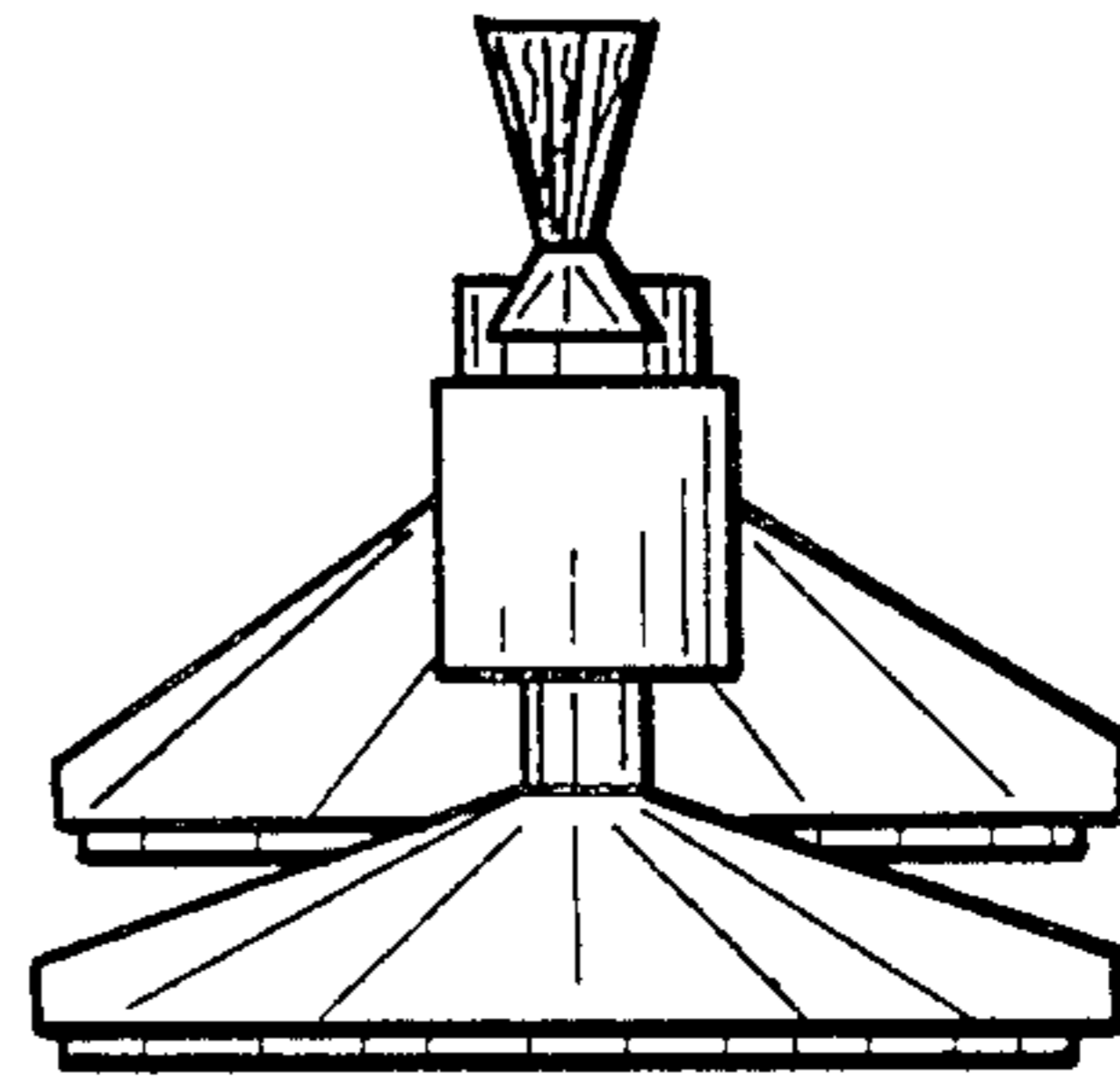


FIG. 4