

[54] HAIR CLIPPER WITH CUTTING CAP

[75] Inventor: Roland Ullmann,
Offenbach-Rumpenheim, Fed. Rep.
of Germany

[73] Assignee: Braun Aktiengesellschaft, Kronberg,
Fed. Rep. of Germany

[**] Term: 14 Years

[21] Appl. No.: 833,441

[22] Filed: Feb. 12, 1986

[30] Foreign Application Priority Data

Aug. 19, 1985 [DE] Fed. Rep. of Germany ... 73MR9417

[52] U.S. Cl. D28/53

[58] Field of Search D28/44-54;
30/30, 32, 34 R, 34.1, 41.9, 43-43.92, 200-202,
210, 220

[56] References Cited

U.S. PATENT DOCUMENTS

D. 257,520 11/1980 Ullmann D28/49
D. 279,411 6/1985 Abe et al. D28/53
D. 283,061 3/1986 Kitashima et al. D28/53

D. 283,736 5/1986 Wahl et al. D28/53
D. 286,454 10/1986 Stephens D28/54
4,614,036 9/1986 Haraguchi 30/200

FOREIGN PATENT DOCUMENTS

MR 1107 9/1979 Fed. Rep. of Germany .
MR 20775 4/1983 Fed. Rep. of Germany .
MR 22913 7/1984 Fed. Rep. of Germany .
MR 23154 7/1984 Fed. Rep. of Germany .

Primary Examiner—Louis S. Zarfes

Attorney, Agent, or Firm—Raymond J. De Vellis

[57] CLAIM

The ornamental design for a hair clipper with cutting cap, substantially as shown and described.

DESCRIPTION

FIG. 1 is a perspective front view of a hair clipper with cutting cap embodying my new design;
FIG. 2 is a top plan view thereof;
FIG. 3 is a front elevational view thereof;
FIG. 4 is a right side elevational view thereof;
FIG. 5 is a rear elevational view thereof;
FIG. 6 is a left side elevational view thereof;
FIG. 7 is a bottom plan view thereof;

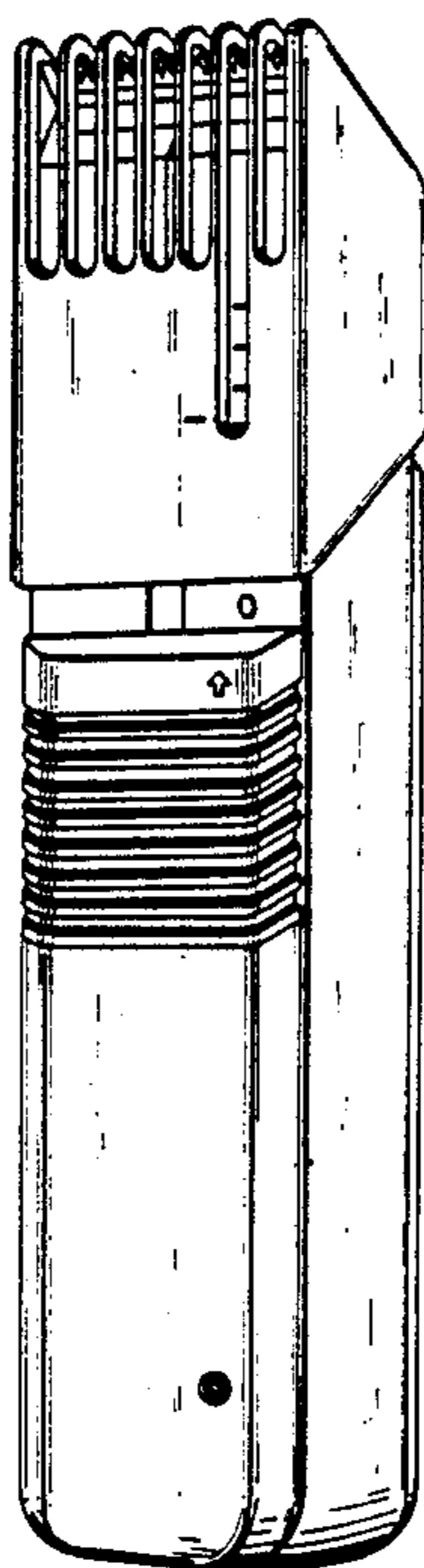


FIG. 1

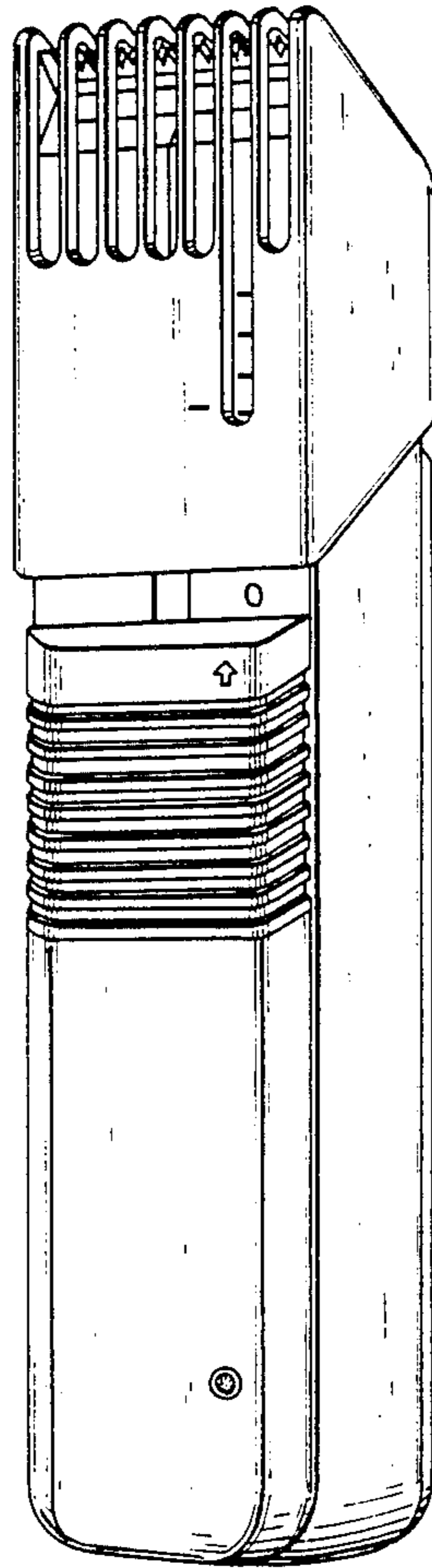


FIG. 2

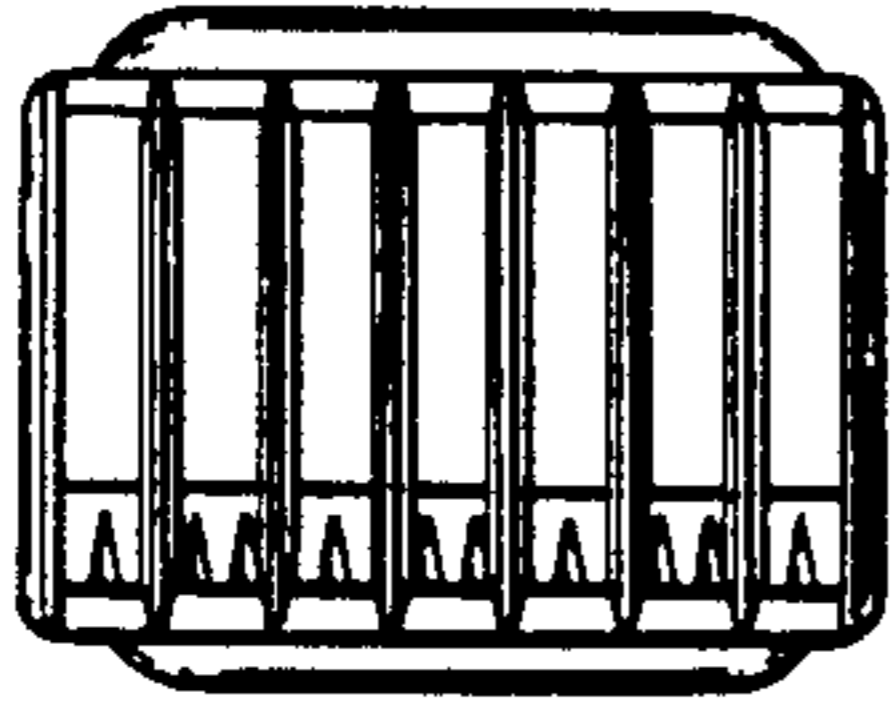


FIG. 3

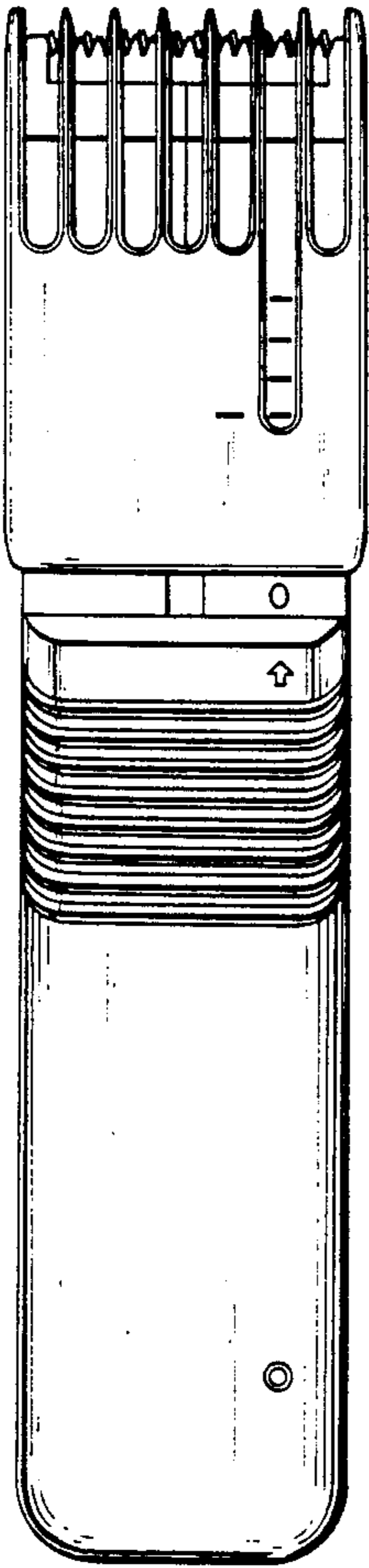


FIG. 4

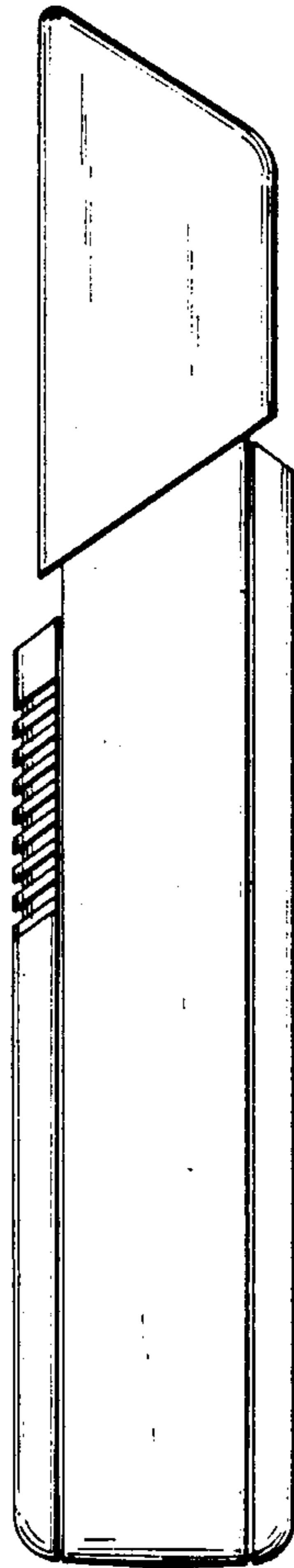


FIG. 5




FIG. 6




FIG. 7

