

United States Patent [19]

Hardy, Jr. et al.

[11] Patent Number: **Des. 294,388**

[45] Date of Patent: **** Feb. 23, 1988**

[54] **INSTRUMENT FOR TATTOOING**

[75] Inventors: **Arthur H. Hardy, Jr., Santa Barbara; Stephen W. Palmer, Arcadia, both of Calif.**

[73] Assignee: **Peter LaHaye, Medina, Wash.**

[**] Term: **14 Years**

[21] Appl. No.: **760,142**

[22] Filed: **Jul. 29, 1985**

[52] U.S. Cl. **D24/26; D8/30; D14/116; D19/35; D24/28; D28/7**

[58] Field of Search **D24/26, 28, 8, 99, 12, D24/23; D28/7; 81/9.22; 128/316, 303, 305, 315, 303.13; D8/61, 68, 30; D19/35, 41; D14/116, 114; D18/13, 14; D15/144**

[56] **References Cited**

U.S. PATENT DOCUMENTS

D. 200,732 3/1965 Fischer D8/61
D. 226,829 5/1973 Staub D24/26
1,724,812 8/1929 Waters 81/9.22
1,767,469 6/1930 Metzner .

2,307,424 1/1943 Savage .
3,832,776 9/1974 Sawyer .
4,159,659 7/1979 Nightingale 81/9.22
4,204,438 5/1980 Binaris et al. 81/9.22
4,508,106 4/1985 Angres .

Primary Examiner—A. Hugo Word
Assistant Examiner—Stella M. Reid
Attorney, Agent, or Firm—Price, Gess & Ubell

[57] **CLAIM**

The ornamental design for an instrument for tattooing, substantially as shown and described.

DESCRIPTION

FIG. 1 is a perspective view of an instrument for tattooing showing our new design, the broken line showing of the cord portion being for illustrative purposes only and forming no part of the claimed design;
FIG. 2 is a top plan view thereof;
FIG. 3 is a side elevational view thereof, the side opposite being a mirror image;
FIG. 4 is a bottom plan view thereof;
FIG. 5 is a front elevational view thereof; and
FIG. 6 is a rear elevational view thereof.

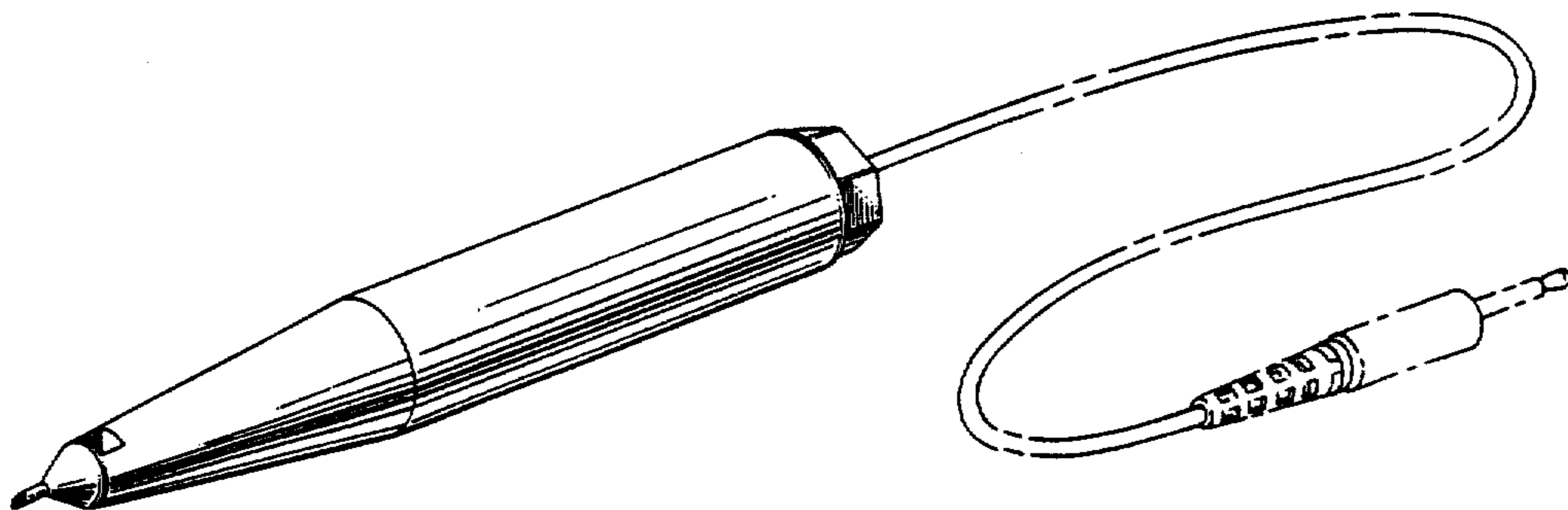


FIG. 1

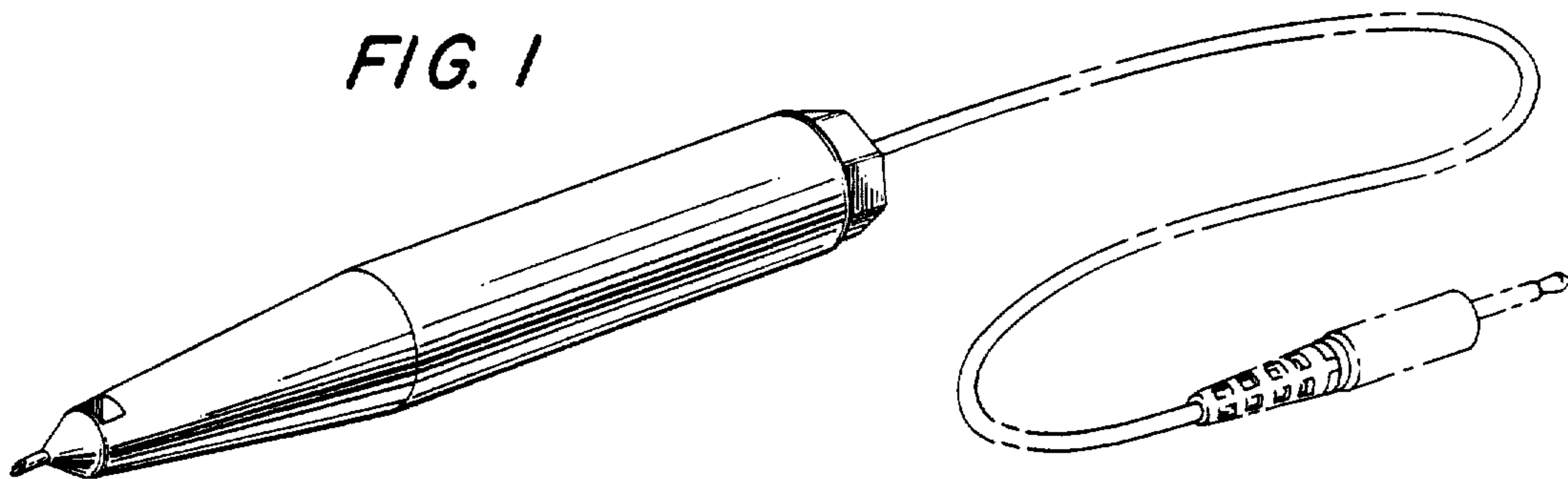


FIG. 2




FIG. 3




FIG. 4




FIG. 5

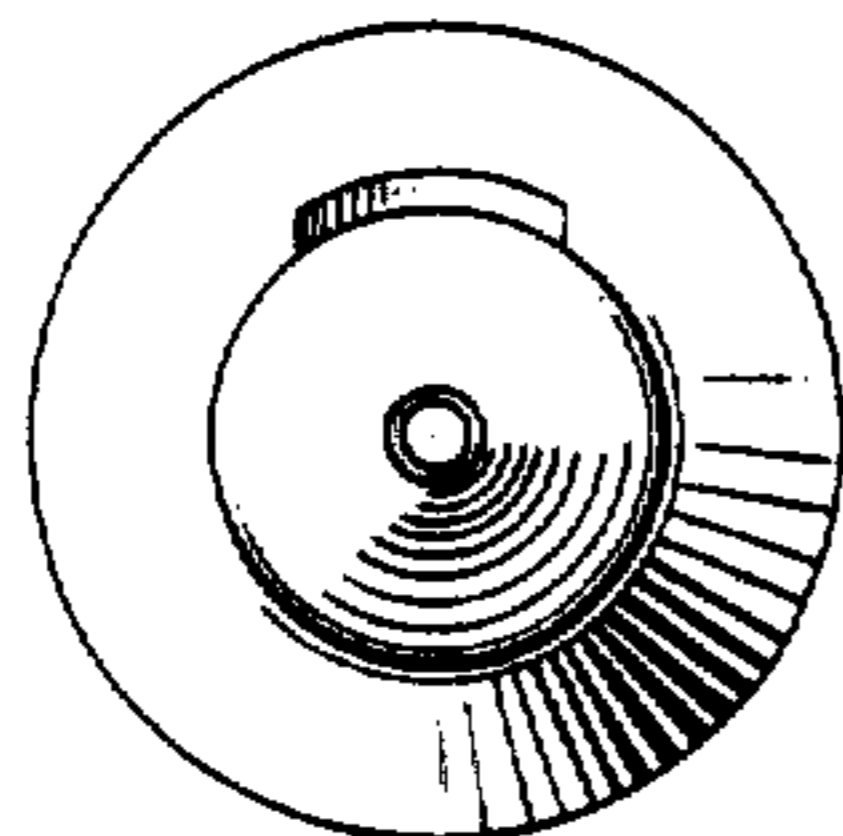


FIG. 6

