

[54] COMBINATION HANDSET AND STAND TELEPHONE INSTRUMENT

[75] Inventors: Takashi Oshima, Tokyo; Hiroshi Satoh, Hino, both of Japan

[73] Assignee: Iwatsu Electric Co., Ltd., Tokyo, Japan

[\*\*] Term: 14 Years

[21] Appl. No.: 857,540

[22] Filed: Apr. 18, 1986

[30] Foreign Application Priority Data

Dec. 3, 1985 [JP] Japan ..... 50356

[52] U.S. Cl. .... D14/58; D14/53; D14/62; D14/57

[58] Field of Search ..... D14/53, 52, 62, 63, D14/57, 58; 379/432, 436, 428, 433, 419, 420, 422, 440

[56] References Cited

U.S. PATENT DOCUMENTS

- D. 280,617 9/1985 Inaba ..... D14/58
- D. 280,720 9/1985 Miura et al. .... D14/62 X
- D. 281,422 11/1985 Miura et al. .... D14/62 X
- D. 282,006 1/1986 Menei et al. .... D14/62 X
- D. 283,507 4/1986 Van Gillueve ..... D14/58 X
- D. 286,042 10/1986 Fukutani ..... D14/62 X
- D. 287,012 12/1986 Yanagida et al. .... D14/57 X

- D. 287,361 12/1986 Sekiguchi et al. .... D14/62 X
- D. 287,489 12/1986 Sekiguchi et al. .... D14/58 X
- D. 287,490 12/1986 Sekiguchi et al. .... D14/58 X
- D. 287,850 1/1987 Marshall ..... D14/58 X
- D. 287,852 1/1987 Brown et al. .... D14/58

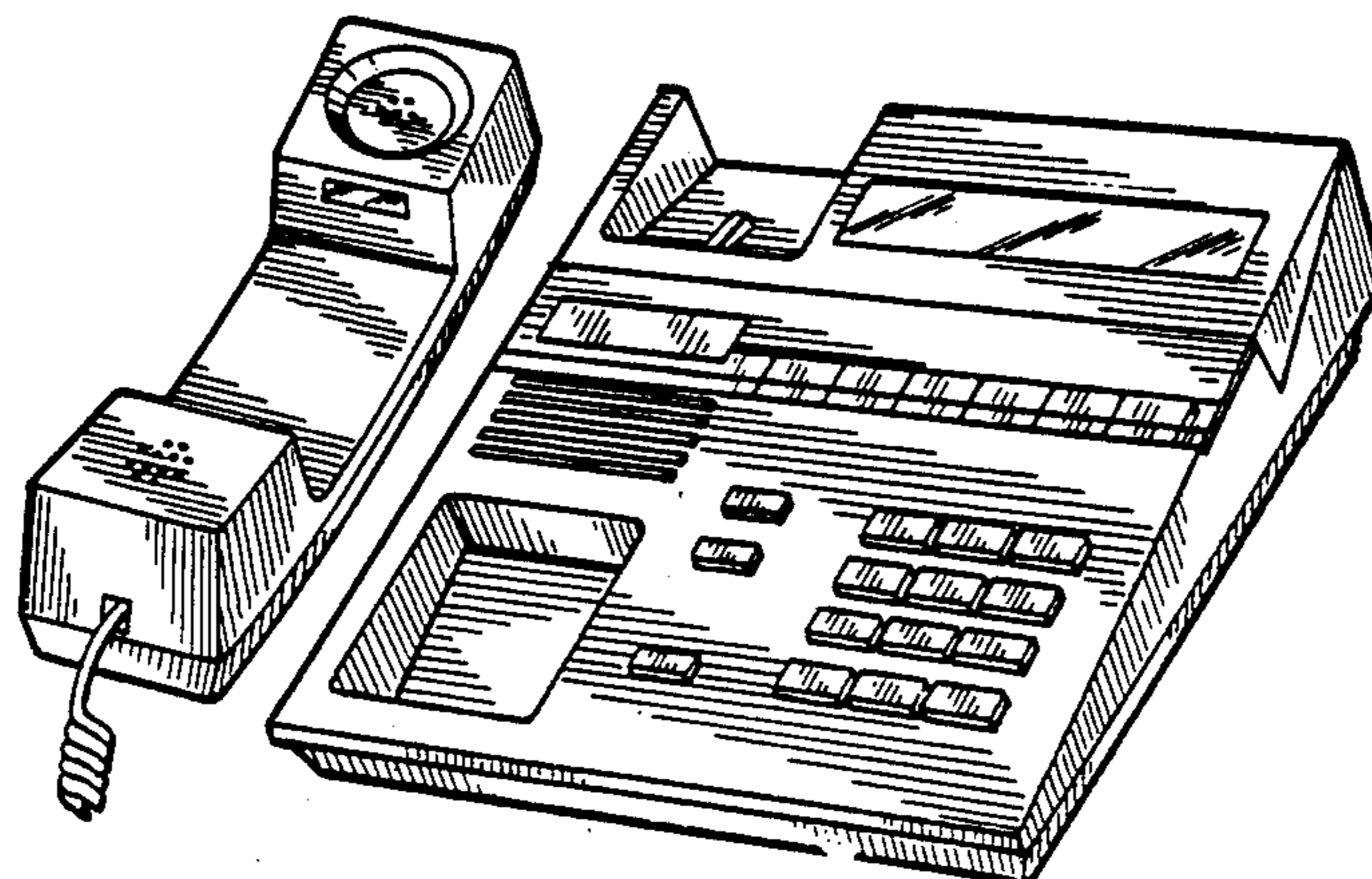
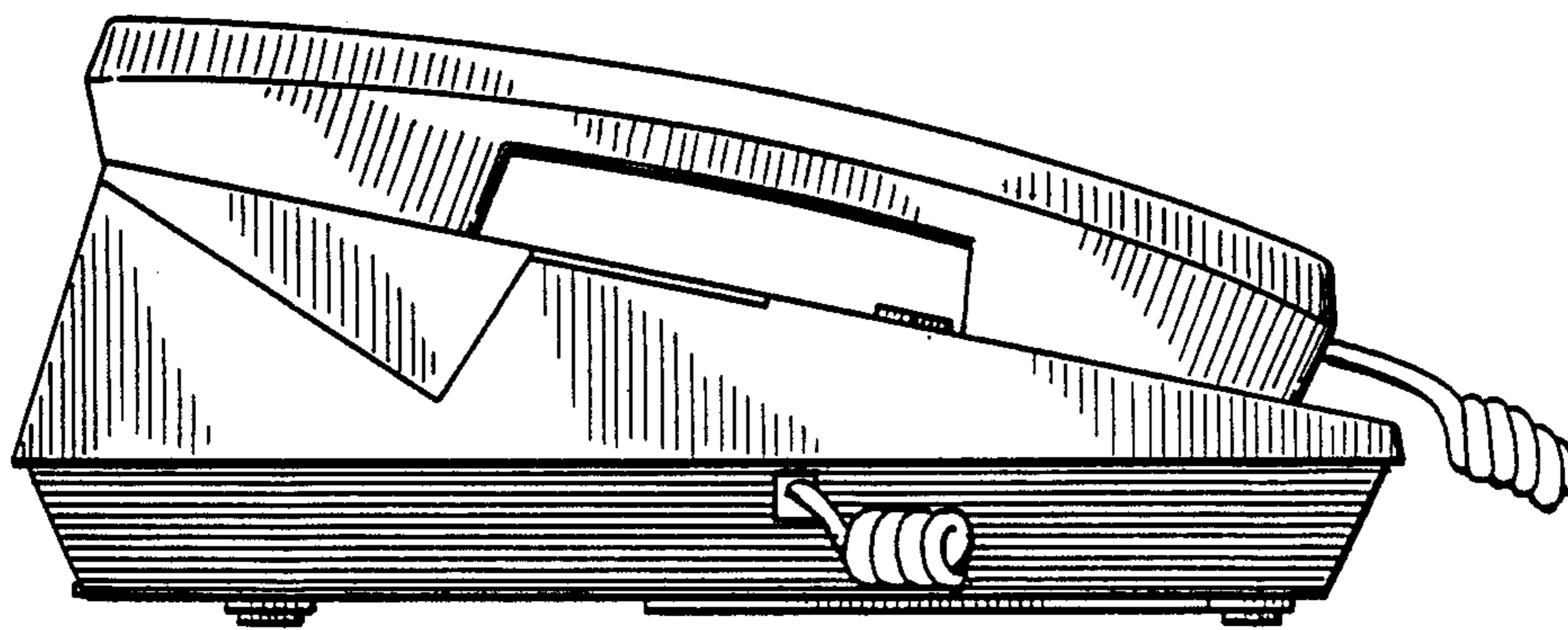
Primary Examiner—Wallace R. Burke  
Assistant Examiner—Horace B. Fay, Jr.  
Attorney, Agent, or Firm—Oblon, Fisher, Spivak, McClelland & Maier

[57] CLAIM

The ornamental design for a combination handset and stand telephone instrument, substantially as shown and described.

DESCRIPTION

FIG. 1 is a top plan view of a combination handset and stand telephone instrument showing our new design; FIG. 2 is a front elevational view thereof; FIG. 3 is a bottom plan view thereof; FIG. 4 is a rear elevational view thereof; FIG. 5 is a side elevational view thereof taken from the right side of FIG. 1; FIG. 6 is a side elevational view thereof taken from the left side of FIG. 1; FIG. 7 is a perspective view thereof; and FIG. 8 is a bracket associated perspective view thereof showing (1) the handset inverted and spaced apart from the stand, and (2) the stand alone. The showing of the cord in fragmentary form is for convenience of illustration.






FIG. 2




FIG. 1

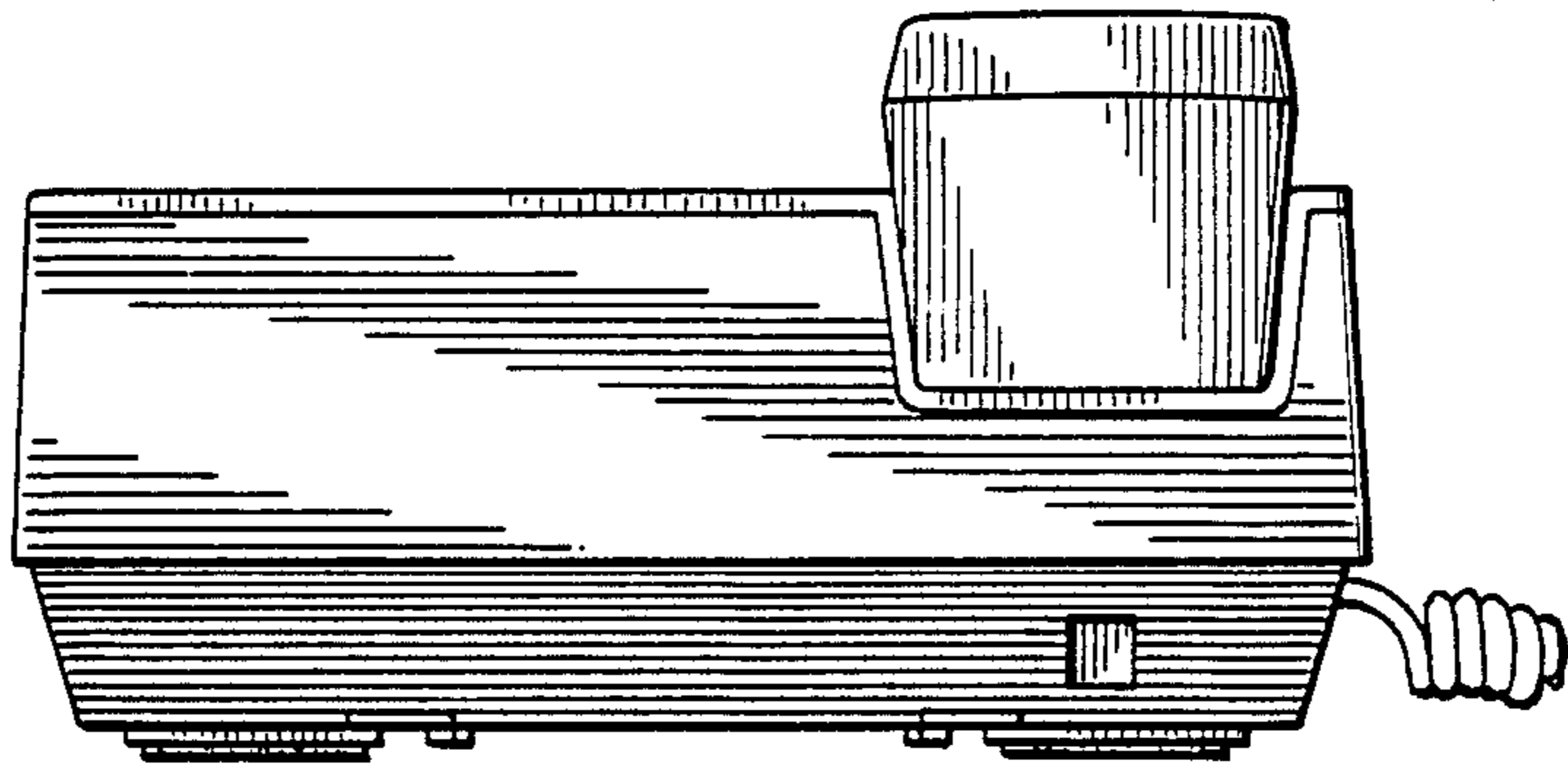


FIG. 4

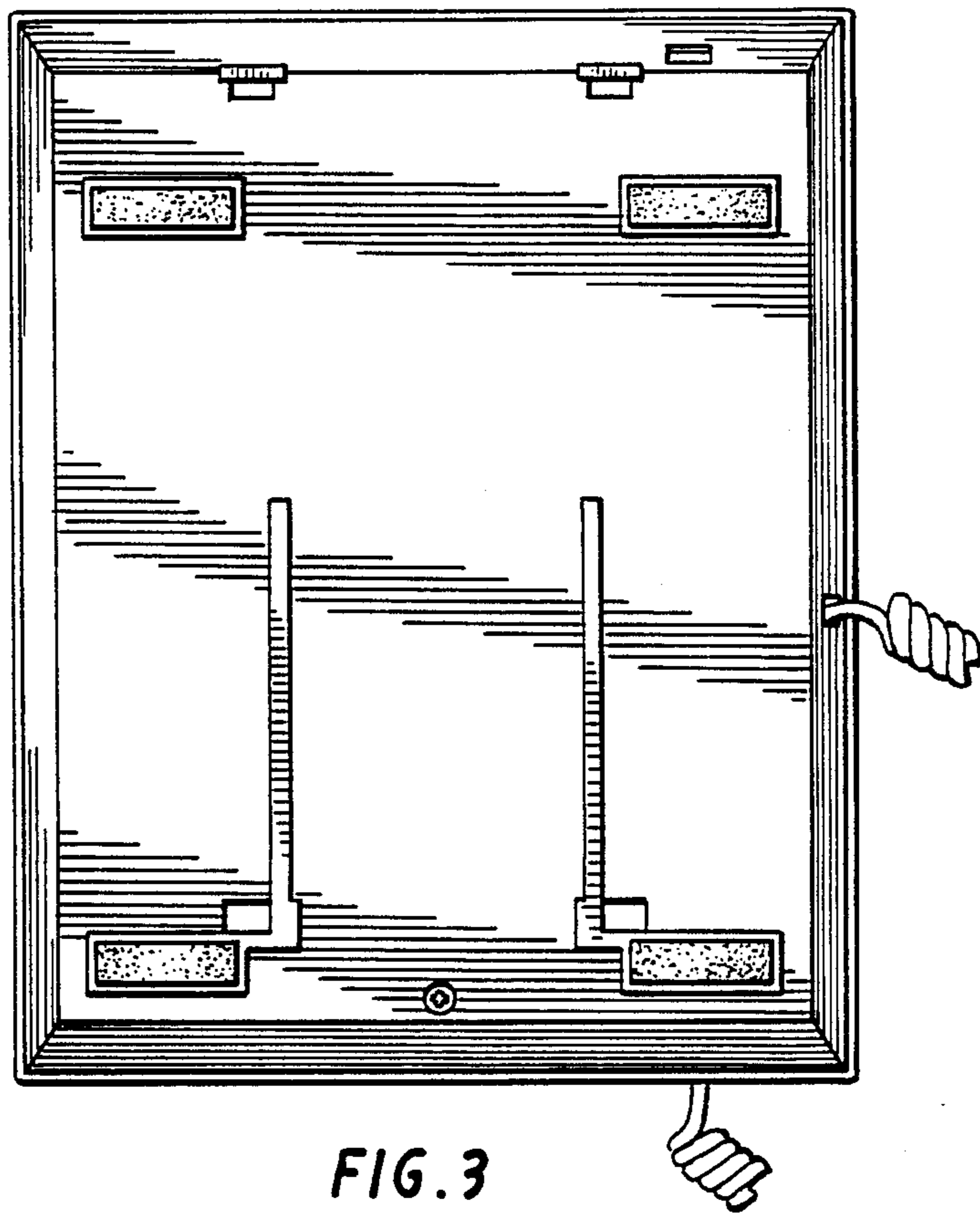


FIG. 3

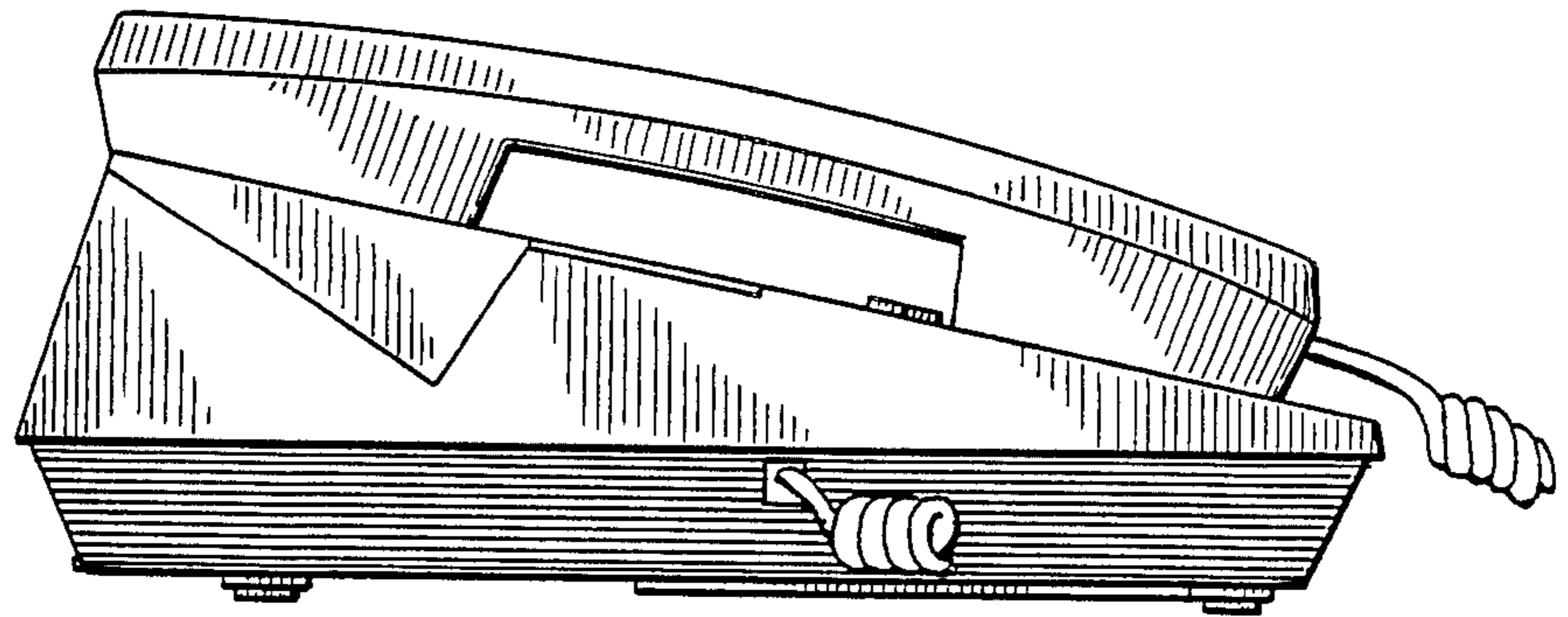


FIG. 6

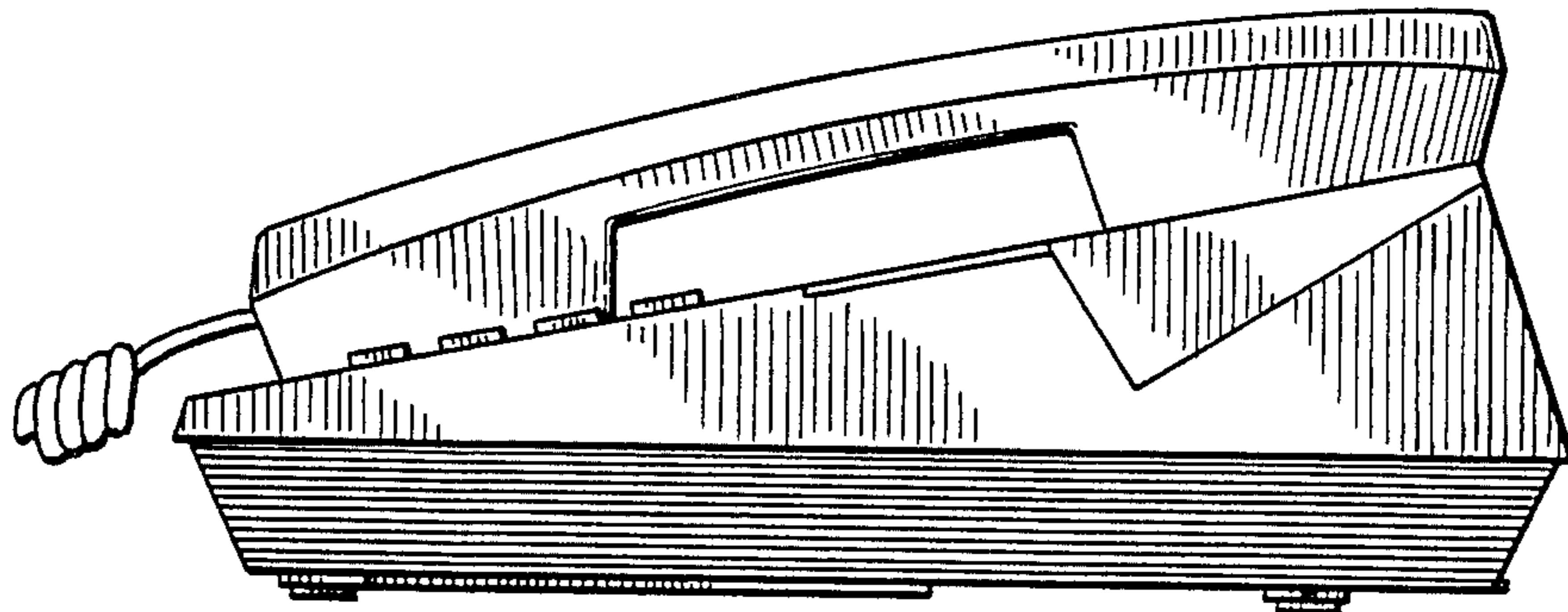


FIG. 5




FIG. 7

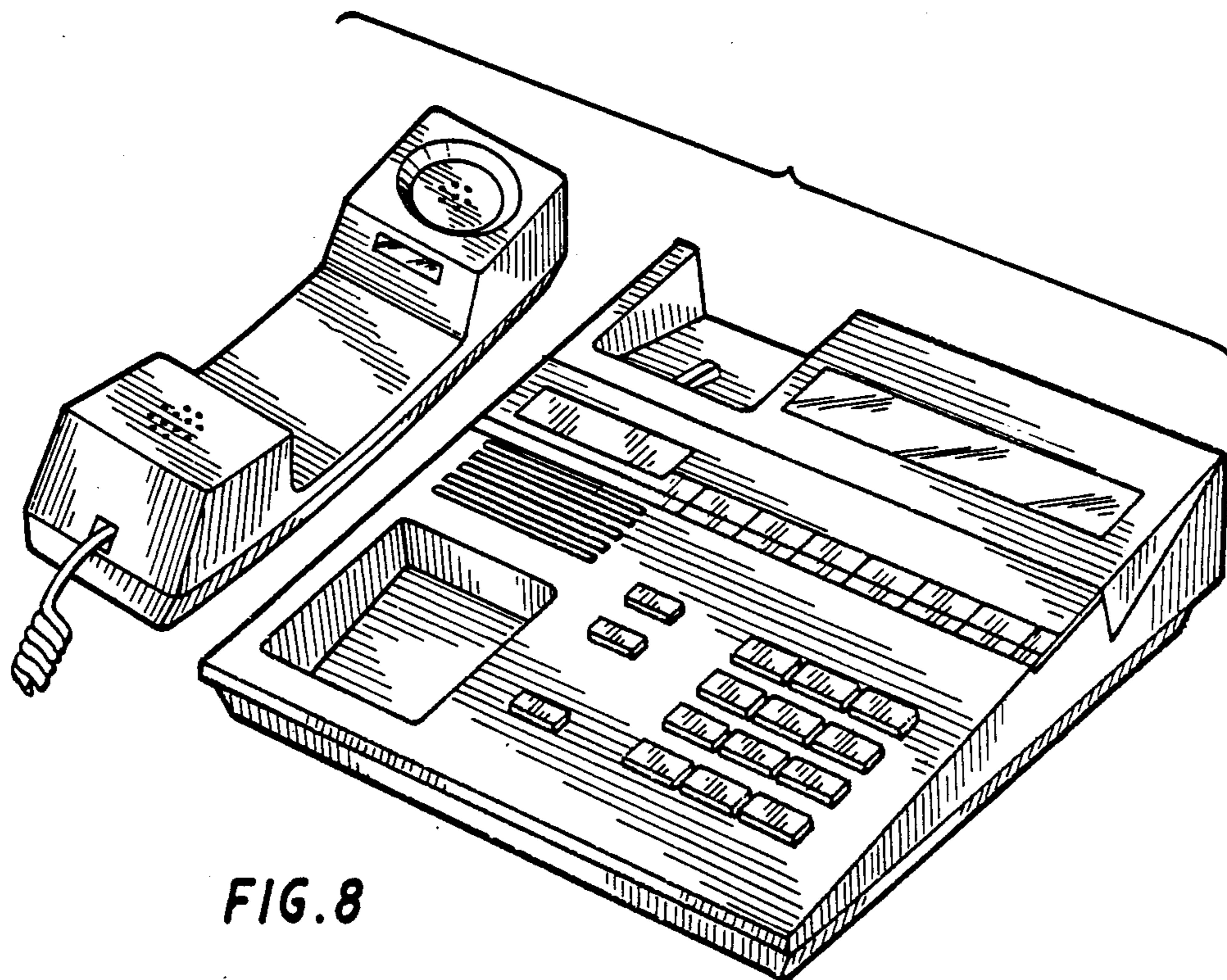


FIG. 8

UNITED STATES PATENT AND TRADEMARK OFFICE  
**CERTIFICATE OF CORRECTION**

PATENT NO. : Des. 294,349  
DATED : Feb. 23, 1988  
INVENTOR(S) : Takashi OSHIMA, et al.

It is certified that error appears in the above-identified patent and that said Letters Patent is hereby corrected as shown below: On the title page

The following should be added to the Foreign Application Priority Data:

Dec. 3, 1985 [JP] ..... 50357

**Signed and Sealed this  
Fifth Day of July, 1988**

*Attest:*

*Attesting Officer*

DONALD J. QUIGG

*Commissioner of Patents and Trademarks*