

[54] **TIRE**  
 [75] **Inventor: Randall R. Brayer, Uniontown, Ohio**  
 [73] **Assignee: The Goodyear Tire & Rubber Company, Akron, Ohio**  
 [\*\*] **Term: 14 Years**  
 [21] **Appl. No.: 844,997**  
 [22] **Filed: Mar. 18, 1986**  
 [52] **U.S. Cl. .... D12/146**  
 [58] **Field of Search .... D12/146-151, D12/137, 138; 152/209 R, 209 B, 209 D**

D. 288,548 3/1987 Kojima et al. .... D12/147  
 D. 291,793 9/1987 Clemens ..... D12/147  
 3,998,256 12/1976 Verdier ..... 152/209 R  
 4,383,568 5/1983 Pieper ..... 152/209 R  
 4,424,844 1/1984 Fontaine ..... 152/209 R  
 4,481,991 11/1984 Pieper ..... 152/209 R  
 4,546,808 10/1985 Fontaine et al. .... D12/141

**FOREIGN PATENT DOCUMENTS**

7923582 of 1979 Fed. Rep. of Germany .  
 8137115.2 of 1982 Fed. Rep. of Germany .  
 D. 997992 2/1981 United Kingdom .  
 D. 1014535 1/1984 United Kingdom .  
 D. 1018020 6/1984 United Kingdom .  
 D. 1020115 11/1984 United Kingdom .

[56] **References Cited**

**U.S. PATENT DOCUMENTS**

D. 52,731 12/1918 Edwards ..... D12/138  
 D. 59,655 11/1921 Hotchkiss ..... D12/138  
 D. 72,102 3/1927 Leopold, Jr. .... D12/138  
 D. 75,311 5/1928 Werner ..... D12/138  
 D. 215,396 9/1969 Pond ..... D12/146  
 D. 266,919 11/1982 Bennett ..... D12/146  
 D. 267,938 2/1983 Grenie ..... D12/147  
 D. 270,150 8/1983 Grenie ..... D12/147  
 D. 273,000 3/1984 Takehara ..... D12/147  
 D. 275,384 9/1984 Fontaine et al. .... D12/146  
 D. 275,472 9/1984 Hisatomi et al. .... D12/138  
 D. 278,423 4/1985 Baus ..... D12/147  
 D. 283,499 4/1986 Hammond ..... D12/146  
 D. 283,501 4/1986 Hitzky ..... D12/147  
 D. 283,700 5/1986 Schoonhoven ..... D12/147  
 D. 283,703 5/1986 Schoonhoven ..... D12/147  
 D. 287,351 12/1986 Cain ..... D12/147  
 D. 288,307 2/1987 Ono ..... D12/146  
 D. 288,547 3/1987 Graas ..... D12/147

**OTHER PUBLICATIONS**

Automobile Revue, Sep. 12, 1985, advertisement for Kleber C14-C24-M&S.

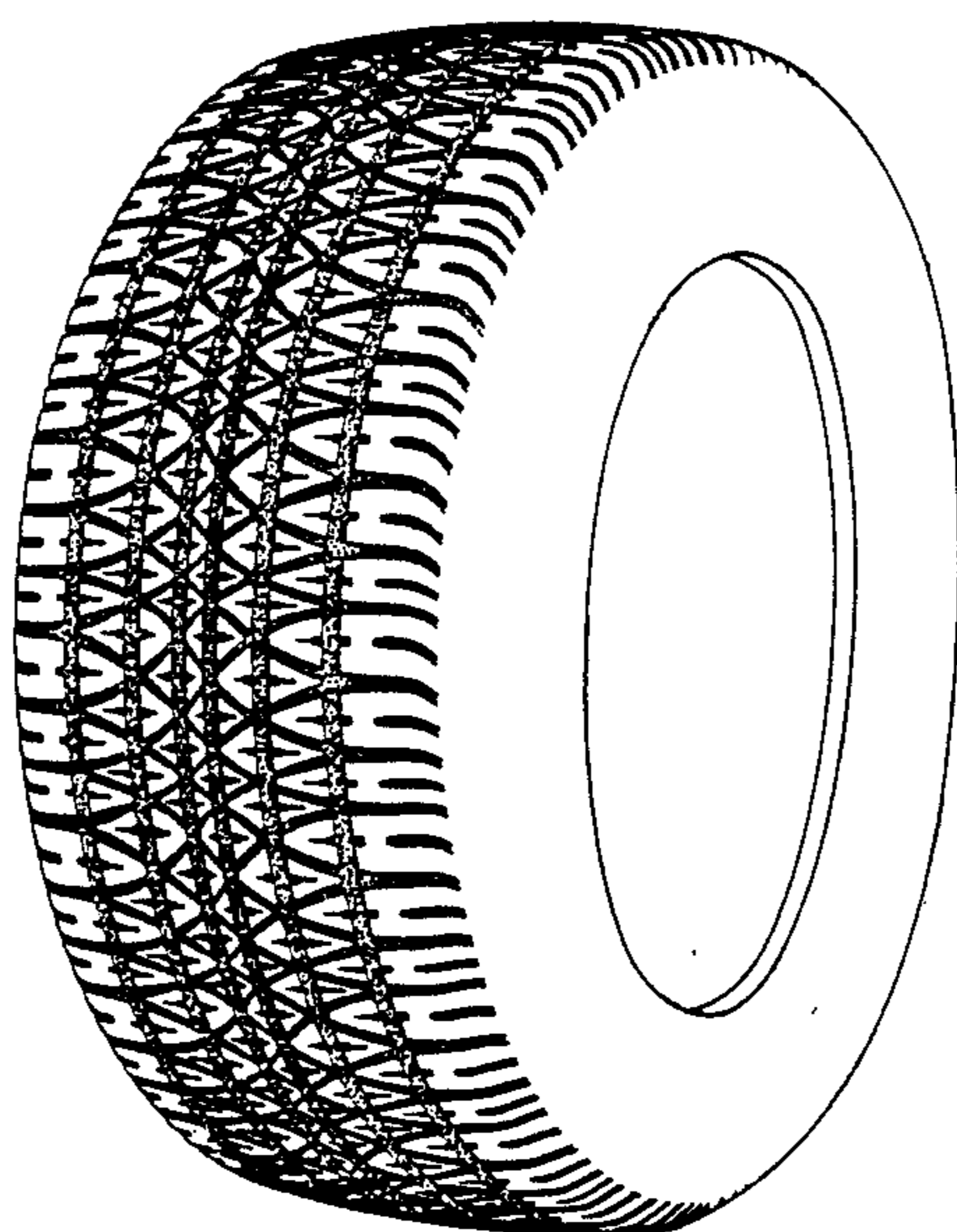
*Primary Examiner*—James M. Gandy  
*Attorney, Agent, or Firm*—L. R. Drayer

[57] **CLAIM**

The ornamental design for a tire, as shown and described.

**DESCRIPTION**

FIG. 1 is a perspective view of a tire showing my new design it being understood that the tread pattern is repeated throughout the circumference of the tire, the opposite side being substantially the same as that shown; FIG. 2 is a front elevational view thereof; FIG. 3 is a side elevational view thereof; and FIG. 4 is an enlarged fragmentary front elevational view thereof.



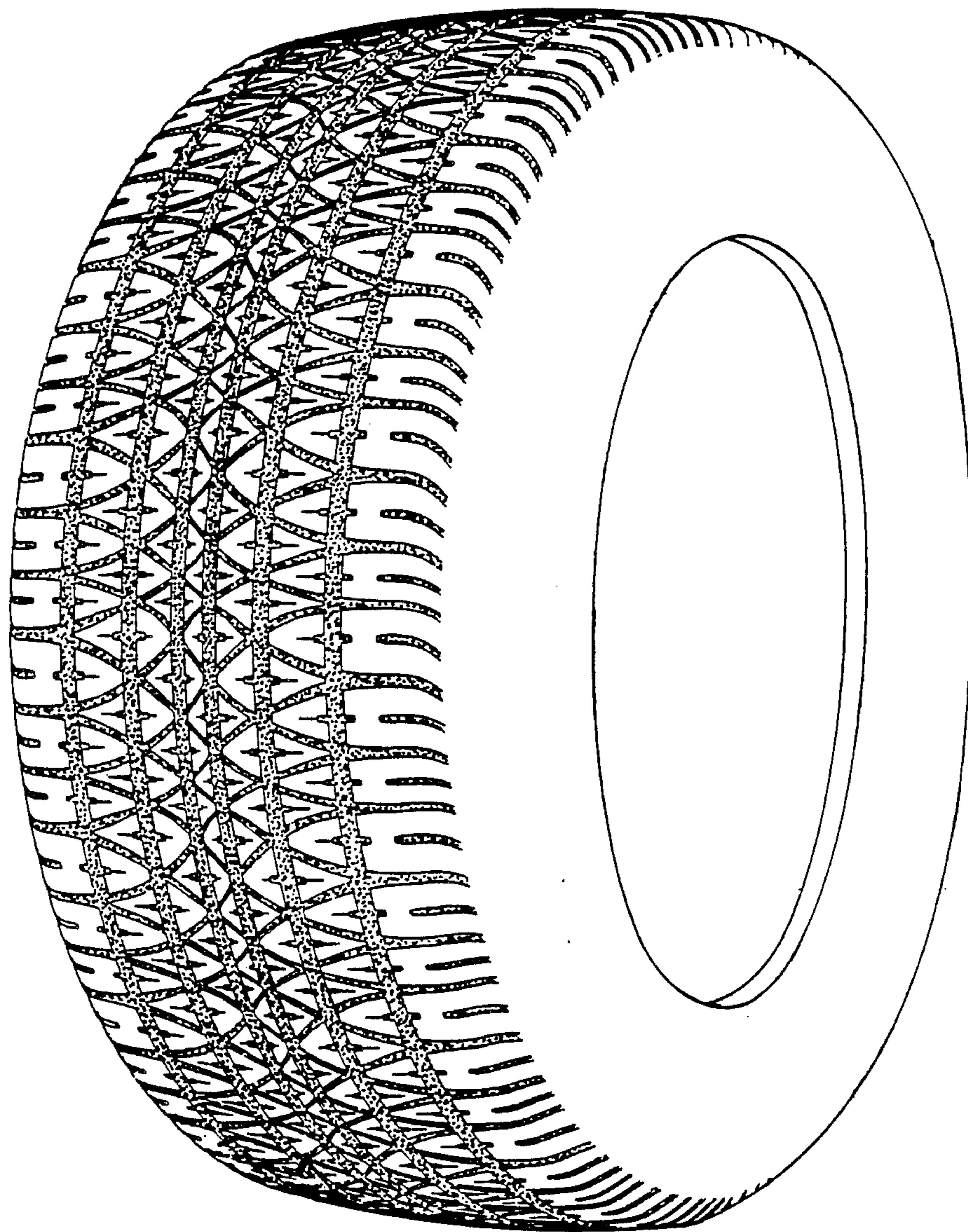


FIG. 1

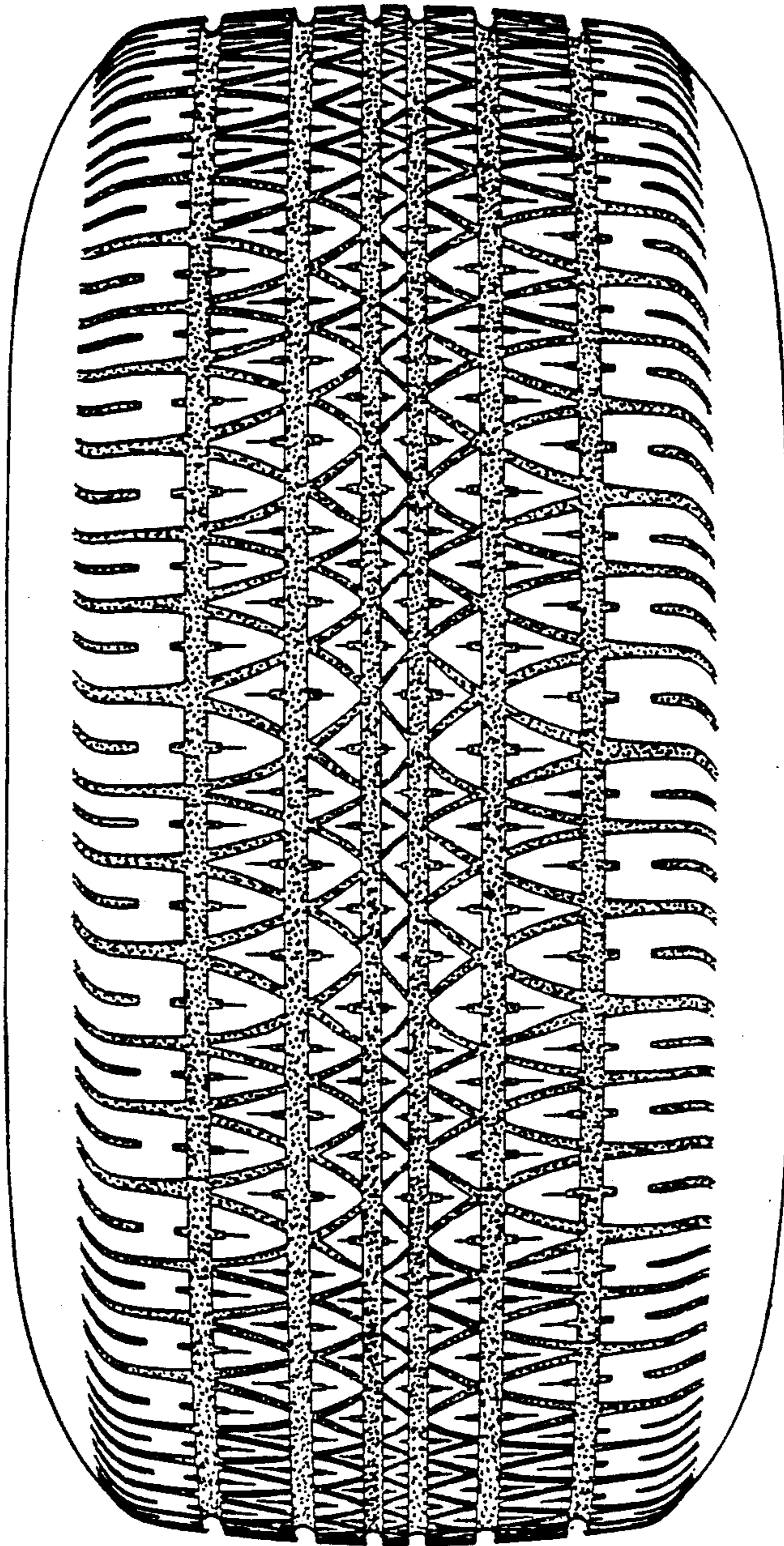


FIG. 2

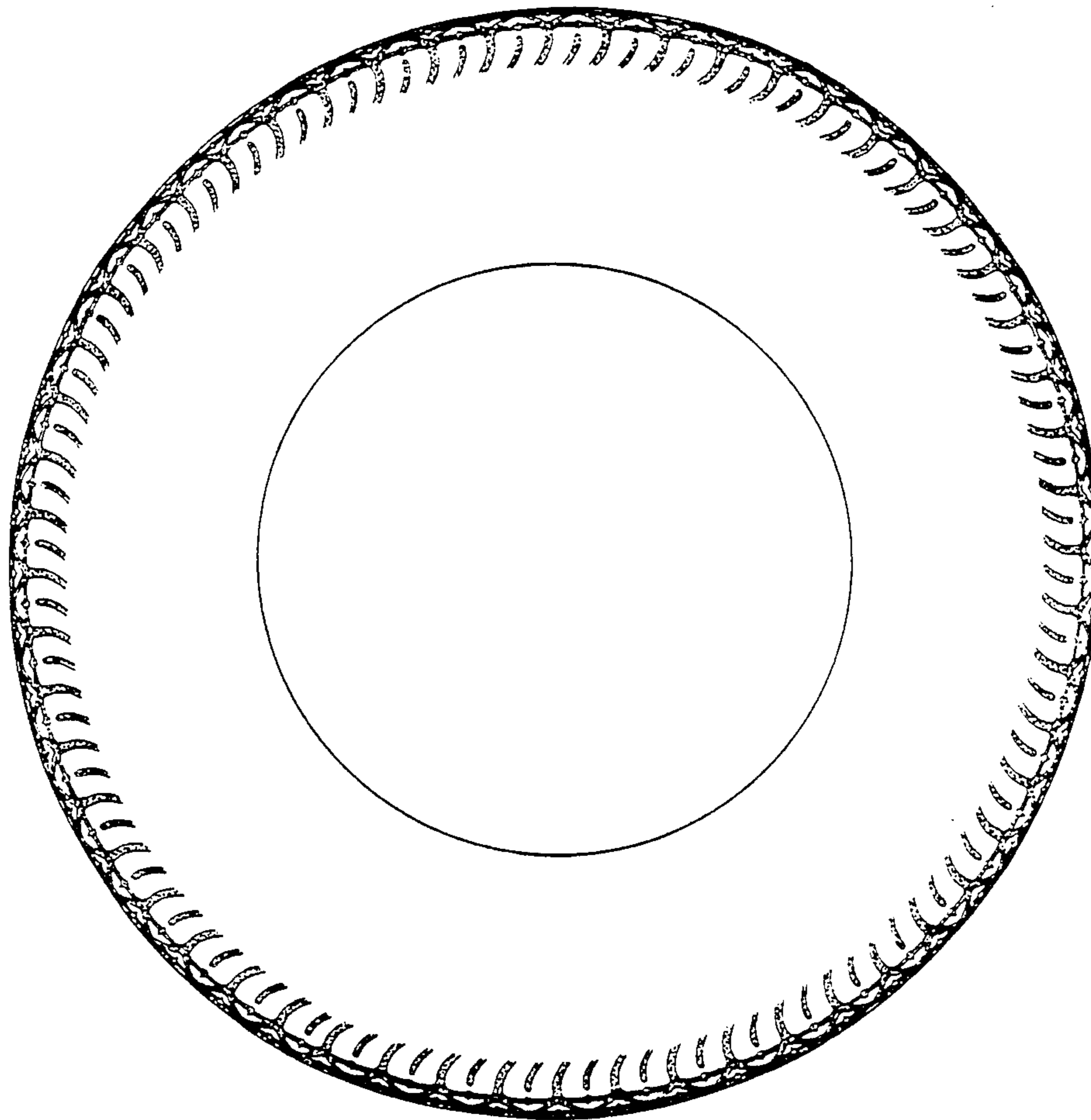


FIG.3

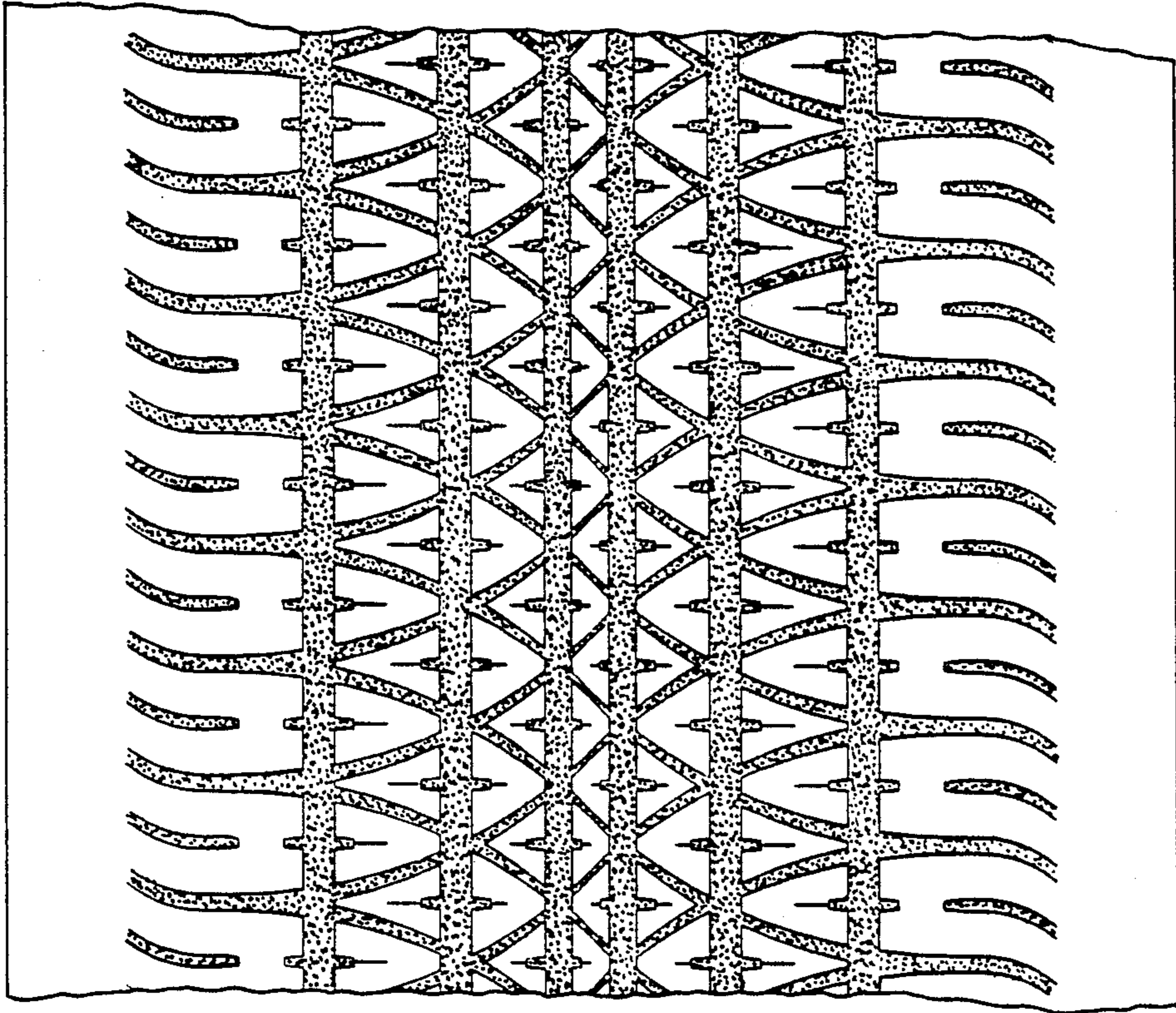


FIG.4