

[54] MAGAZINE HOLDER

[75] Inventors: Mel Evenson, San Pedro; Stephen C. Sramek, Pasadena, both of Calif.

[73] Assignee: Eldon Industries, Inc., Inglewood, Calif.

[\*\*] Term: 14 Years

[21] Appl. No.: 742,209

[22] Filed: Jun. 7, 1985

[52] U.S. Cl. .... D6/475; D6/407

[58] Field of Search ..... D6/407, 466, 467, 475; D19/90, 75, 86; 211/41, 42, 40, 72

[56] References Cited

U.S. PATENT DOCUMENTS

D. 110,269	6/1938	Churchill	.....	D6/475 X
D. 110,953	8/1938	Bargen	.....	D6/475
D. 116,583	9/1939	Stavely	.....	D6/475
D. 197,001	12/1963	Tashner	.....	D6/475
D. 228,108	8/1973	Kerman	.....	D6/407
1,698,249	1/1929	Wiehl	.....	211/40
3,592,344	7/1971	Schade	.....	211/42 X

OTHER PUBLICATIONS

Demco Fall 1984, p. 23; Nesting Pamphlet Boxes Cat. No. L142-562, top of page.

U.S. Gov't Office & Furnishings Supply Cat. ©1981, p. 107; Magazine File #7223v, second from right top of page.

Primary Examiner—Carmen H. Vales

Attorney, Agent, or Firm—Edward D. O'Brian

[57] CLAIM

The ornamental design for a magazine holder, substantially as shown and described.

DESCRIPTION

FIG. 1 is a front elevational view of a magazine holder showing our new design:

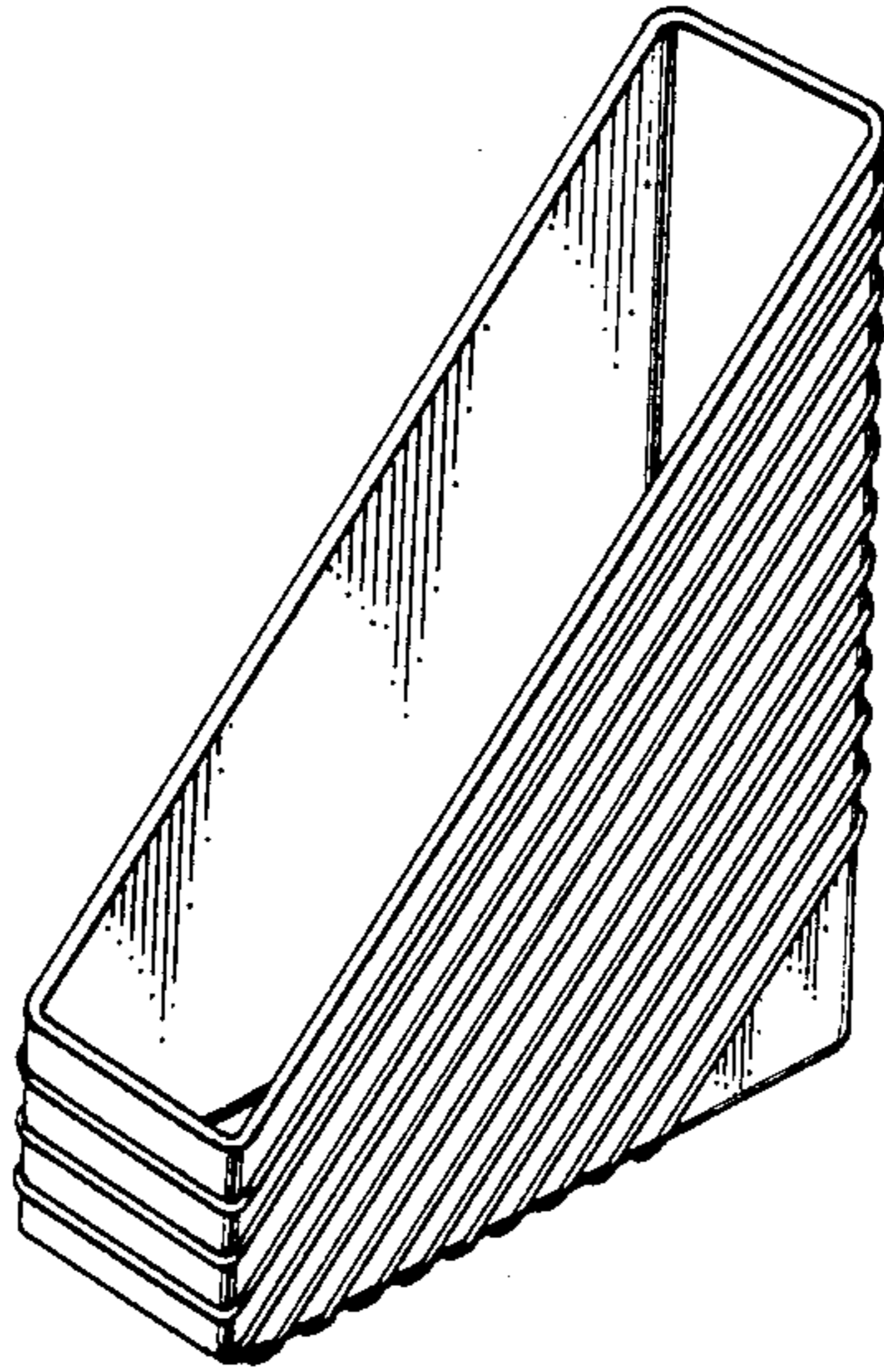
FIG. 2 is a right side elevational view as seen when in use, the left side being a mirror image thereof;

FIG. 3 is a rear elevational view thereof;

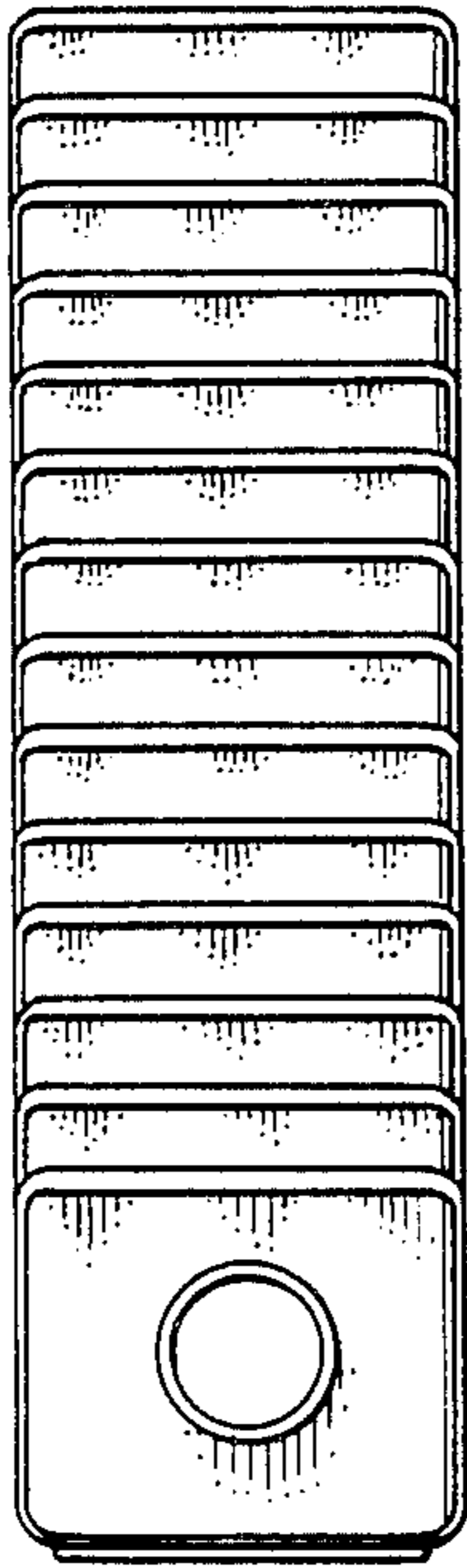
FIG. 4 is a top plan view thereof;

FIG. 5 is a bottom plan view thereof;


FIG. 6 is an isometric view thereof.




*FIG. 1.*




*FIG. 2.*




*FIG. 3.*



*FIG. 4.*



*FIG. 5.*



*FIG. 6.*

